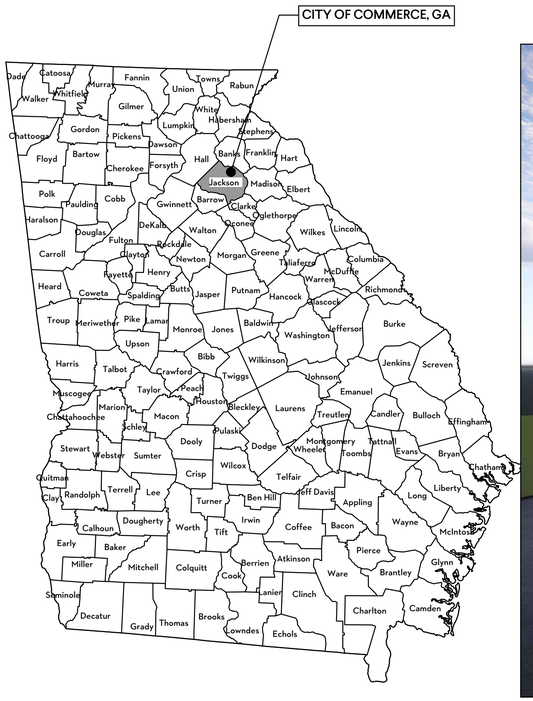
GROVE CREEK WPCP

CITY OF COMMERCE, GA
GMC PROJECT # CATL230033

CITY OF COMMERCE, GA



LOCATION MAP



MARCH 2025

BID SET

GEORGIA811
www.Georgia811.com

Georgia One-Call Center
1-800-282-7411
Call at Least Two Working Days
Before You Dig
It's The Law

CLIENT PROJECT TEAM

DR. J. CLARK HILL, III	MAYOR
KEITH BURCHETT	MAYOR PRO-TEM
MATTHEW HAILEY	CITY MANAGER
JOSH ALLISON	WATER & SEWER SUPERINTENDENT
TADD EDMONDSON	WASTEWATER SUPERINTENDENT

DESIGN PROJECT TEAM

GOODWYN MILLS CAWOOD, LLC	CIVIL, PROCESS, ARCHITECTURAL
BFIELD ENGINEERING	ELECTRICAL, MECHANICAL, PLUMBING
DAY STRUCTURES	STRUCTURAL

I CERTIFY THAT I HAVE BEEN IN RESPONSIBLE CHARGE OF THE DESIGN OF THIS PROJECT IN ACCORDANCE WITH THE RULES OF THE GEORGIA STATE BOARD OF REGISTRATION FOR PROFESSIONAL ENGINEERS AND LAND SURVEYORS. I FURTHER CERTIFY, TO THE BEST OF MY KNOWLEDGE AND BELIEF, THAT THESE PLANS AND SPECIFICATION WERE PREPARED IN ACCORDANCE WITH CURRENT STANDARD ENGINEERING PRACTICES AND ACCURATELY REFLECT THE DESIGN DEVELOPMENT REPORT (DDR) PREVIOUSLY REVIEWED AND CONCURRED IN BY EPD. I FURTHER CERTIFY THAT THE SYSTEM AS DESIGNED CAN REASONABLY BE EXPECTED TO CONSISTENTLY MEET ALL CURRENTLY APPLICABLE PERMIT LIMITS, CONDITIONS, AND REGULATORY REQUIREMENTS, PROVIDED THE FACILITY IS CONSTRUCTED AS DESIGNED AND PROPERLY OPERATED AND MAINTAINED.

ENGINEER'S SIGNATURE Graham S. Sizemore

GMC
6120 Powers Ferry Road NW, Suite 200
Atlanta, GA 30339
T 770.952.2481

STATE OF GEORGIA — NOT VALID WITHOUT ORIGINAL SIGNATURE
GOODWYN MILLS CAWOOD, LLC
No. PE000718SB
Exp.06.30.2026
CERTIFICATE OF AUTHORIZATION

1" 0" 1" .5"

ISSUE	DATE
30% Submittal	05.30.2024
60% Submittal	08.29.2024
90% Submittal	11.27.2024
Bid Set	03.19.2025

Project Manager: CW
Engineer: GS
Designer: GS
Drawn By:

COMMERCE 2.0 MGD
GROVE CREEK WPCP
COMMERCE, GA

CATL230033

GEORGIA REGISTERED PROFESSIONAL ENGINEER
No. PE051452
Graham S. Sizemore
03.19.2025
GRAHAM S. SIZEMORE

TITLE SHEET

G-001

This drawing is and shall remain the property of Goodwyn, Mills and Cawood, Inc. (GMC) and Goodwyn Mills Cawood LLC (GMC). Unauthorized use of any kind including use on other projects is prohibited. In the event that a conflict arises between the sealed drawings and the electronic files, the sealed drawings will govern.

GENERAL	
SHT #	SHEET TITLE
G-001	TITLE SHEET
G-002	DRAWING INDEX
G-003	DRAWING INDEX
G-004	ABBREVIATIONS
G-005	GENERAL NOTES, LEGENDS, & SYMBOLS
G-006	PROCESS FLOW DIAGRAM
G-007	HYDRAULIC PROFILE (1 OF 2)
G-008	HYDRAULIC PROFILE (2 OF 2)
G-009	PROCESS PIPING SCHEDULE
G-011	PROCESS DESIGN CRITERIA

INSTRUMENTATION	
SHT #	SHEET TITLE
I-001	P&ID ABBREVIATIONS & NOTES
I-002	P&ID LEGENDS
I-101	P&ID - INFLUENT PUMP STATION
I-102	P&ID - INFLUENT SCREENS
I-103	P&ID - GRIT REMOVAL
I-211	P&ID - EQUALIZATION BASIN
I-221	P&ID - FLOW CONTROL VALVE VAULT
I-301	P&ID - AERATION BASIN
I-401	P&ID - CLARIFIERS
I-402	P&ID - RAS/WAS PUMP STATION
I-501	P&ID - FILTERS
I-601	P&ID - UV DISINFECTION
I-602	P&ID - PLANT REUSE WATER PUMP STATION & POST AERATION
I-701	P&ID - AEROBIC DIGESTER
I-702	P&ID - DIGESTER BLOWERS
I-711	P&ID - BELT FILTER PRESS
I-801	P&ID - YARD DRAIN PUMP STATION
I-802	P&ID - CHEMICAL FEED - CAUSTIC SODA
I-803	P&ID - CHEMICAL FEED - POLYALUMINUM CHLORIDE
I-804	P&ID - CHEMICAL FEED - POLYMER
I-901	INSTRUMENTATION DETAILS
I-902	INSTRUMENTATION DETAILS
I-911	INSTRUMENTATION SCHEDULE
I-912	INSTRUMENTATION SCHEDULE

DEMOLITION	
SHT #	SHEET TITLE
X-101	CIVIL SITE PLAN - INFLUENT PUMP STATION DEMOLITION

GEOTECHNICAL	
SHT #	SHEET TITLE
B-000	BORING PLAN
B-001	CIVIL SITE PLAN GEOTECHNICAL EXPLORATION
B-002	CIVIL SITE PLAN GEOTECHNICAL EXPLORATION
B-003	CIVIL SITE PLAN GEOTECHNICAL EXPLORATION
B-004	CIVIL SITE PLAN GEOTECHNICAL EXPLORATION
B-005	CIVIL SITE PLAN GEOTECHNICAL EXPLORATION
B-006	CIVIL SITE PLAN GEOTECHNICAL EXPLORATION
B-007	CIVIL SITE PLAN GEOTECHNICAL EXPLORATION
B-008	CIVIL SITE PLAN GEOTECHNICAL EXPLORATION
B-009	CIVIL SITE PLAN GEOTECHNICAL EXPLORATION
B-010	CIVIL SITE PLAN GEOTECHNICAL EXPLORATION
B-011	CIVIL SITE PLAN GEOTECHNICAL EXPLORATION
B-012	CIVIL SITE PLAN GEOTECHNICAL EXPLORATION
B-013	CIVIL SITE PLAN GEOTECHNICAL EXPLORATION
B-014	CIVIL SITE PLAN GEOTECHNICAL EXPLORATION
B-015	CIVIL SITE PLAN GEOTECHNICAL EXPLORATION
B-016	CIVIL SITE PLAN GEOTECHNICAL EXPLORATION
B-017	CIVIL SITE PLAN GEOTECHNICAL EXPLORATION

CIVIL	
SHT #	SHEET TITLE
C-001	CIVIL SITE PLAN - EXISTING CONDITIONS
C-101	CIVIL SITE PLAN - EXISTING CONDITIONS
C-102	CIVIL SITE PLAN - GEOMETRIC CONTROLS
C-103	CIVIL SITE PLAN - ENLARGED GEOMETRIC CONTROLS
C-104	CIVIL SITE PLAN - ENLARGED GEOMETRIC CONTROLS
C-201	CIVIL SITE PLAN - SITE LAYOUT
C-202	CIVIL SITE PLAN ALIGNMENT PLAN
C-203	CIVIL SITE PLAN - GRADING & DRAINAGE
C-204	PIPE AND STRUCTURE TABLE
C-301	CIVIL SITE PLAN - YARD PIPING
C-302	CIVIL SITE PLAN - ENLARGED YARD PIPING
C-303	CIVIL SITE PLAN - ENLARGED YARD PIPING
C-304	CIVIL SITE PLAN - ENLARGED YARD PIPING
C-601	CIVIL SITE PLAN - PHASE I - EROSION & SEDIMENT CONTROL PLAN
C-602	CIVIL SITE PLAN - PHASE II - EROSION & SEDIMENT CONTROL PLAN
C-603	CIVIL SITE PLAN - PHASE III - EROSION & SEDIMENT CONTROL PLAN
C-604	CIVIL SITE PLAN - PHASE IV - EROSION & SEDIMENT CONTROL PLAN
C-605	EROSION, SEDIMENTATION & POLLUTION CONTROL PLAN CHECKLIST
C-606	ES & PC STANDARD DETAILS
C-607	ES & PC STANDARD DETAILS
C-608	ES & PC STANDARD DETAILS
C-609	ES & PC STANDARD DETAILS
C-610	ES & PC STANDARD DETAILS
C-611	ES & PC STANDARD DETAILS
C-612	ES & PC STANDARD DETAILS
C-613	ES & PC STANDARD DETAILS
C-614	ES & PC STANDARD DETAILS
C-615	COMPREHENSIVE MONITORING PROGRAM GENERAL NOTES
C-616	WATERSHED MAP, DRAINAGE AREA & MONITORING LOCATIONS
C-617	SOILS MAP
C-618	SOILS MAP
C-619	FEMA FLOODPLAIN MAP
C-620	FEMA FLOODPLAIN MAP
C-904	CIVIL - CIVIL SITE DETAILS
C-905	CIVIL - CIVIL SITE DETAILS
C-906	CIVIL - CIVIL SITE DETAILS
C-907	CIVIL - CIVIL SITE DETAILS
C-908	CIVIL - CIVIL SITE DETAILS
C-909	CIVIL - CIVIL SITE DETAILS
C-910	CIVIL - CIVIL SITE DETAILS
C-911	CIVIL - CIVIL SITE DETAILS
C-912	CIVIL - CIVIL SITE DETAILS
C-913	CIVIL - CIVIL SITE DETAILS
C-914	CIVIL - CIVIL SITE DETAILS

CIVIL UTILITIES	
SHT #	SHEET TITLE
CU-201	CIVIL SITE PLAN - INFLUENT PUMP STATION GRADING PLAN
CU-311	CIVIL SITE PLAN - INFLUENT & EFFLUENT FORCE MAIN KEY
CU-312	CIVIL SITE PLAN - INFLUENT FORCE MAIN STATION 0+00 TO 10+00
CU-313	CIVIL SITE PLAN - INFLUENT FORCE MAIN STATION 10+00 TO 19+00
CU-314	CIVIL SITE PLAN - INFFLUENT FORCE MAIN STATION 0+00 TO 11+00
CU-315	CIVIL SITE PLAN - EFFLUENT FORCE MAIN STATION 11+00 TO 22+00
CU-316	CIVIL SITE PLAN - EFFLUENT FORCE MAIN STATION 22+00 TO 33+00
CU-317	CIVIL SITE PLAN - EFFLUENT FORCE MAIN STATION 33+00 TO 44+00
CU-318	CIVIL SITE PLAN - EFFLUENT FORCE MAIN STATION 44+00 TO 53+00
CU-319	CIVIL SITE PLAN - EFFLUENT FORCE MAIN STATION 53+00 TO 63+50
CU-320	CIVIL SITE PLAN - EFFLUENT FORCE MAIN STATION 63+50 TO 74+50
CU-321	CIVIL SITE PLAN - EFFLUENT FORCE MAIN STATION 74+50 TO 85+50
CU-322	CIVIL SITE PLAN - EFFLUENT FORCE MAIN STATION 85+50 TO 96+50
CU-323	CIVIL SITE PLAN - EFFLUENT FORCE MAIN STATION 96+50 TO 107+00
CU-324	CIVIL SITE PLAN - EFFLUENT FORCE MAIN STATION 95+50 TO 110+00
CU-325	CIVIL SITE PLAN - EFFLUENT FORCE MAIN STATION 114+21 TO HARDEN BRIDGE RD.
CU-401	WATER MAIN LAYOUT (HAGGARD RD.) STA. 0+00 TO 27+10
CU-605	EROSION, SEDIMENTATION & POLLUTION CONTROL PLAN CHECKLIST
CU-606	ES & PC GENERAL NOTES, LEGENDS & SCHEDULE
CU-607	ES & PC STANDARD DETAILS
CU-608	ES & PC STANDARD DETAILS
CU-609	ES & PC STANDARD DETAILS
CU-610	ES & PC STANDARD DETAILS
CU-611	ES & PC STANDARD DETAILS
CU-612	ES & PC STANDARD DETAILS
CU-614	COMPREHENSIVE MONITORING PROGRAM GENERAL NOTES
CU-615	WATERSHED MAP, DRAINAGE AREA & MONITORING LOCATIONS
CU-616	SOILS MAP
CU-617	SOILS MAP
CU-618	FEMA FLOODPLAIN MAP
CU-619	FEMA FLOODPLAIN MAP
CU-901	STANDARD DETAILS
CU-902	STANDARD DETAILS
CU-903	STANDARD DETAILS
CU-904	STANDARD DETAILS

STRUCTURAL	
SHT #	SHEET TITLE
S-001	STRUCTURAL NOTES & TYPICAL DETAILS
S-002	TYPICAL DETAILS
S-003	TYPICAL DETAILS
S-004	SCHEDULE OF STRUCTURAL SPECIAL INSPECTIONS
S-101	ADMINISTRATION & LAB BUILDING FOUNDATION PLAN
S-102	ADMINISTRATION & LAB BUILDING ROOF FRAMING PLAN
S-103	ADMINISTRATION & LAB BUILDING - SECTIONS
S-104	ADMINISTRATION & LAB BUILDING - SECTIONS
S-105	GENERATOR & ELECTRICAL BUILDING FOUNDATION - PLANS & SECTION
S-111	HEADWORKS PLAN
S-112	HEADWORKS - SECTIONS
S-113	HEADWORKS - SECTIONS
S-301	ORBAL AERATION - LOWER PLAN
S-302	ORBAL AERATION - UPPER PLAN
S-303	ORBAL AERATION - TROLLEY FRAME PLAN
S-304	ORBAL AERATION - ENLARGED PLANS
S-305	ORBAL AERATION - ENLARGED PLANS
S-306	ORBAL AERATION - SECTIONS
S-307	ORBAL AERATION - SECTIONS
S-308	ORBAL AERATION - SECTIONS
S-309	ORBAL AERATION - SECTIONS
S-310	ORBAL AERATION - SECTIONS
S-311	ORBAL AERATION - TROLLEY ELEVATIONS
S-401	CLARIFIERS & SPLITTER BOX - UPPER PLAN
S-402	CLARIFIERS - SECTIONS
S-403	CLARIFIERS & SPLITTER BOX - SECTIONS
S-501	TERTIARY FILTERS - PLANS
S-502	TERTIARY FILTERS - SECTIONS
S-503	TERTIARY FILTERS - SECTIONS
S-601	ULTRAVIOLET DISINFECTION - PLAN & SECTION
S-611	PLANT REUSE WATER PUMP STATION & POST AERATION - LOWER PLAN
S-612	PLANT REUSE WATER PUMP STATION & POST AERATION - UPPER PLAN
S-613	PLANT REUSE WATER PUMP STATION & POST AERATION - SECTIONS
S-614	PLANT REUSE WATER PUMP STATION & POST AERATION - SECTIONS
S-701	AEROBIC DIGESTERS - PLAN
S-702	AEROBIC DIGESTERS - SECTION
S-711	BLOWERS BUILDING - PLANS
S-712	BLOWERS BUILDING - SECTIONS
S-721	DEWATERIING BUILDING - FOUNDATION PLAN
S-722	DEWATERIING BUILDING - ROOF FRAMING PLAN
S-723	DEWATERIING BUILDING - SECTIONS
S-724	DEWATERIING BUILDING - SECTIONS
S-801	CHEMICAL TANK FARM - PLAN & SECTION
S-802	CHEMICAL TANK FARM - SECTIONS

ARCHITECTURAL	
SHT #	SHEET TITLE
A-001	ARCHITECTURAL KEY PLAN
A-002	DEWATERING LIFE SAFETY PLAN
A-003	ADMINISTRATION & LAB BUILDING LIFE SAFETY PLAN
A-004	BLOWER BUILDING - LIFE SAFETY PLAN
A-101	ADMINISTRATION & LAB BUILDING - FLOOR PLAN
A-102	ADMINISTRATION & LAB BUILDING - DETAILED PLAN & REFLECTED CEILING PLAN
A-103	ADMINISTRATION & LAB BUILDING - ENLARGED FLOOR PLAN
A-104	ADMINISTRATION & LAB BUILDING - ENLARGED FLOOR PLAN
A-105	ADMINISTRATION & LAB BUILDING - EXTERIOR ELEVATIONS
A-106	ADMINISTRATION & LAB BUILDING - INTERIOR ELEVATIONS
A-107	ADMINISTRATION & LAB BUILDING - INTERIOR ELEVATIONS
A-108	ADMINISTRATION & LAB BUILDING - WALL SECTIONS
A-109	ADMINISTRATION & LAB BUILDING - WALL SECTIONS
A-110	ADMINISTRATION & LAB BUILDING - SCHEDULES
A-111	ADMINISTRATION & LAB BUILDING - DETAILS
A-711	BLOWER BUILDING - FLOOR & ROOF PLAN
A-712	BLOWER BUILDING - ELEVATION
A-713	BLOWER BUILDING - SECTIONS
A-714	BLOWER BUILDING - SCHEDULES
A-715	BLOWER BUILDING - DETAILS
A-721	DEWATERING BUILDING - PLAN
A-722	DEWATERING BUILDING - ROOF PLAN
A-723	DEWATERING BUILDING - ELEVATION
A-724	DEWATERING BUILDING - WALL SECTIONS
A-725	DEWATERING BUILDING - WALL SECTIONS
A-726	DEWATERING BUILDING - SECTIONS
A-727	DEWATERING BUILDING - SCHEDULES
A-728	DEWATERING BUILDING - DETAILS

PLUMBING	
SHT #	SHEET TITLE
P-001	GENERAL
P-002	SCHEDULES
P-003	DETAILS
P-004	RISER DIAGRAMS
P-101	ADMIN BUILDING FLOOR PLAN - WASTE & VENT
P-102	ADMIN BUILDING FLOOR PLAN - WATER
P-103	DEWATERING BUILDING FLOOR PLAN - WASTE & VENT
P-104	DEWATERING BUILDING FLOOR PLAN - WATER

MECHANICAL	
SHT #	SHEET TITLE
M-001	GENERAL
M-002	DETAILS
M-003	SCHEDULES
M-004	SCHEDULES
M-101	ADMIN BUILDING FLOOR PLAN
M-102	DEWATERING BUILDING FLOOR PLAN
M-103	CHEMICAL FEED FLOOR PLAN
M-104	BLOWER BUILDING FLOOR PLAN

PROCESS	
SHT #	SHEET TITLE
D-001	PROCESS KEY SITE PLAN
D-101	INFLUENT PUMP STATION - PLAN
D-102	INFLUENT PUMP STATION - SECTION & DETAILS
D-111	INFLUENT FLOW METER VAULT - PLAN & SECTION
D-121	HEADWORKS - LOWER PLAN
D-122	HEADWORKS - UPPER PLAN
D-123	HEADWORKS - SECTIONS
D-124	HEADWORKS - SECTIONS
D-125	HEADWORKS - SECTIONS
D-201	EQUALIZATION BASIN - PLAN, SECTION, & DETAILS
D-211	FLOW CONTROL VAULT - PLAN & SECTION
D-301	ORBAL AERATION - LOWER PLAN
D-302	ORBAL AERATION - UPPER PLAN
D-303	ORBAL AERATION - CENTER ISLAND PLAN & SECTIONS
D-304	ORBAL AERATION - INFLUENT PIPING PLAN & SECTIONS
D-305	ORBAL AERATION - EFFLUENT PIPING PLAN & SECTIONS
D-306	ORBAL AERATION - RETURN SLUDGE PLAN & SECTIONS
D-307	AERATION BASIN - DRIVE PLAN & SECTIONS
D-308	ORBAL AERATION SECTIONS
D-401	CLARIFIERS - PLAN
D-402	CLARIFIERS - SPLITTER BOX DETAIL

GMC
6120 Powers Ferry Road NW, Suite 200
Atlanta, GA 30339
T 770.952.2481

STATE OF GEORGIA — GOODWYN MILLS CAWOOD LLC — No. PE000718SS — Exp.06.30.2026 — CERTIFICATE OF AUTHORIZATION

1" 0" 5" 1"

ISSUE	DATE	
30% Submittal	05.30.2024	
60% Submittal	08.29.2024	
90% Submittal	11.27.2024	
Bid Set	03.19.2025	
Project Manager:		CW
Engineer:		GS
Designer:		GS
Drawn By:		

COMMERCE 2.0 MGD
GROVE CREEK WPCP
COMMERCE, GA

CATL230033

GEORGIA REGISTERED No. PE051452 PROFESSIONAL ENGINEER GRAHAM S. SIZEMORE 03.19.2025

DRAWING INDEX

G-002

This drawing is and shall remain the property of Goodwyn, Mills and Cawood, Inc. (GMC) and Goodwyn Mills Cawood LLC (GMC). Unauthorized use of any kind including use on other projects is prohibited. In the event that a conflict arises between the sealed drawings and the electronic files, the sealed drawings will govern.

PROCESS	
SHT #	SHEET TITLE
D-403	CLARIFIERS - INFLUENT DETAIL
D-404	CLARIFIERS - EFFLUENT DETAIL
D-411	RAS WAS PUMP STATION - PLAN
D-412	RAS WAS PUMP STATION - SECTIONS
D-501	TERTIARY FILTERS - LOWER PLAN & ENLARGED PLAN
D-502	TERTIARY FILTERS - UPPER PLAN & ROOF PLAN
D-503	TERTIARY FILTERS - SECTIONS
D-504	TERTIARY FILTERS - SECTIONS
D-601	ULTRAVIOLET DISINFECTION - PLANS & SECTIONS
D-611	PLANT REUSE WATER PUMP STATION AND POST AERATION - LOWER PLAN
D-612	PLANT REUSE WATER PUMP STATION AND POST AERATION - UPPER PLAN
D-613	PLANT REUSE WATER PUMP STATION AND POST AERATION - PIPING DETAIL PLAN
D-614	PLANT REUSE WATER PUMP STATION AND POST AERATION - SECTIONS
D-615	PLANT REUSE WATER PUMP STATION AND POST AERATION - SECTIONS
D-701	AEROBIC DIGESTER - PLAN & SECTION
D-702	AEROBIC DIGESTER - UPPER PLAN & SECTION
D-703	AEROBIC DIGESTER - PIPING PLAN & SECTION
D-704	AEROBIC DIGESTER - SECTIONS
D-711	BLOWER BUILDING - PLAN & SECTIONS
D-721	DEWATERING BUILDING - PLAN
D-722	DEWATERING BUILDING - SECTIONS
D-723	DEWATERING BUILDING - SECTIONS
D-724	DEWATERING BUILDING - SECTIONS
D-801	YARD DRAIN PUMP STATION - PLANS
D-802	YARD DRAIN PUMP STATION - SECTIONS
D-811	CHEMICAL TANK FARM - PLAN & SECTION
D-812	CHEMICAL TANK FARM - SECTIONS
D-901	PROCESS PIPING PIPE PENETRATION DETAILS
D-902	PROCESS PIPE SUPPORT DETAILS
D-903	PROCESS PIPE SUPPORT DETAILS
D-904	PROCESS PIPE STRUCTURAL ATTACHMENTS DETAILS (1 OF 2)
D-905	PROCESS PIPE STRUCTURAL ATTACHMENTS DETAILS (2 OF 2)
D-906	PROCESS DETAILS (1 OF 2)
D-907	PROCESS DETAILS (2 OF 2)
D-911	GATE SCHEDULE & DETAILS ATTACHMENTS
D-921	VALVE SCHEDULE
D-922	VALVE SCHEDULE

ELECTRICAL	
SHT #	SHEET TITLE
E-001	ELECTRICAL NOTES & ABBREVIATIONS
E-002	ELECTRICAL SYMBOLS
E-003	ELECTRICAL DETAILS
E-004	ELECTRICAL DETAILS
E-005	ELECTRICAL DETAILS
E-006	ELECTRICAL DETAILS
E-007	POWER RISER DIAGRAMS
E-008	INFLUENT PUMP STATION SINGLE LINE DIAGRAM
E-009	TREATMENT PLANT SINGLE LINE DIAGRAM
E-010	TREATMENT PLANT SINGLE LINE DIAGRAM (CONT.)
E-011	OVERALL ELECTRICAL SITE PLAN
E-012	INFLUENT PUMP STATION ELECTRICAL SITE PLAN
E-013	TREATMENT PLANT ELECTRICAL SITE PLAN
E-014	ELECTRICAL DUCT BANK SCHEDULE
E-015	ELECTRICAL ELEVATIONS
E-016	ELECTRICAL PANEL SCHEDULES
E-017	ELECTRICAL PANEL SCHEDULES
E-101	INFLUENT PUMP STATION ELECTRICAL PLAN
E-102	INFLUENT PUMP STATION ELECTRICAL SCHEMATICS
E-111	DRUM SCREEN UPPER ELECTRICAL PLAN
E-112	DRUM SCREEN LOWER ELECTRICAL PLAN
E-113	GRIT REMOVAL ELECTRICAL PLAN
E-114	HEADWORKS LIGHTNING PROTECTION PLAN
E-115	DRUM SCREEN ELECTRICAL SCHEMATICS
E-116	GRIT REMOVAL ELECTRICAL SCHEMATICS
E-201	EQ BASIN & FLOW CONTROL VALVE ELECTRICAL PLANS
E-202	EQ BASIN & FLOW CONTROL VALVE ELECTRICAL SCHEMATIC
E-301	AERATION BASIN ELECTRICAL PLAN
E-302	AERATION BASIN ELECTRICAL SCHEMATIC
E-401	CLARIFIERS ELECTRICAL PLAN
E-402	CLARIFIERS ELECTRICAL SCHEMATIC
E-403	RAS/WAS PUMP STATION ELECTRICAL PLAN
E-404	RAS/WAS PUMP STATION ELECTRICAL SCHEMATIC
E-405	RAS/WAS PUMP STATION ELECTRICAL SCHEMATIC
E-501	FILTERS ELECTRICAL BOTTOM PLAN
E-502	FILTERS ELECTRICAL TOP PLAN
E-503	FILTERS ELECTRICAL SCHEMATIC
E-601	UV DISINFECTION ELECTRICAL PLAN
E-602	UV DISINFECTION ELECTRICAL SCHEMATICS
E-603	UV DISINFECTION ELECTRICAL SCHEMATICS
E-604	PLANT REUSE PS & POST AERATION ELECTRICAL PLAN
E-605	PLANT REUSE PS ELECTRICAL SCHEMATIC
E-606	POST AERATION ELECTRICAL SCHEMATIC
E-701	DIGESTERS ELECTRICAL PLAN
E-711	BLOWER BUILDING LIGHTING PLAN
E-712	BLOWER BUILDING ELECTRICAL PLAN
E-713	BLOWER BUILDING ELECTRICAL SCHEMATICS
E-721	DEWATERING BUILDING LIGHTING PLAN
E-722	DEWATERING BUILDING STORAGE ROOM ELECTRICAL PLAN
E-723	DEWATERING BUILDING DEWATERING ROOM ELECTRICAL PLAN
E-724	DEWATERING BUILDING ELECTRICAL SCHEMATIC
E-801	YARD DRAIN PUMP STATION ELECTRICAL PLAN
E-802	CHEMICAL TANK FARM ELECTRICAL PLAN
E-803	CHEMICAL TANK FARM ELECTRICAL SCHEMATIC
E-901	ADMIN BUILDING LIGHTING PLAN
E-902	ADMIN BUILDING ELECTRICLA PLAN
E-903	ADMIN BUILDING ELECTRICAL SCHEMATIC

GMC
6120 Powers Ferry Road NW, Suite 200
Atlanta, GA 30339
T 770.952.2481

STATE OF GEORGIA — NOT VALID WITHOUT ORIGINAL SIGNATURE AND SEAL
GOODWYN MILLS CAWOOD LLC
No. PE0007886
Exp.06.30.2026
CERTIFICATE OF AUTHORIZATION

1" 0" 5" 1"

ISSUE	DATE
30% Submittal	05.30.2024
60% Submittal	08.29.2024
90% Submittal	11.27.2024
Bid Set	03.19.2025

Project Manager:	CW
Engineer:	GS
Designer:	GS
Drawn By:	

COMMERCE 2.0 MGD
GROVE CREEK WPCP
COMMERCE, GA

CATL230033

GEORGIA REGISTERED PROFESSIONAL ENGINEER
No. PE051452
03.19.2025
GRAHAM S. SIZEMORE

DRAWING INDEX

G-003

This drawing is and shall remain the property of Goodwyn, Mills and Cawood, Inc. (GMC) and Goodwyn Mills Cawood LLC (GMC). Unauthorized use of any kind including use on other projects is prohibited. In the event that a conflict arises between the sealed drawings and the electronic files, the sealed drawings will govern.

COMMON ABBREVIATIONS

A	AIR	DISTR	DISTRIBUTION	HP	HORSEPOWER	OD	OUTSIDE DIAMETER	RR	RAILROAD	VERT	VERTICAL
AB	ANCHOR BOLT	DL	DEAD LOAD	HR	HOUR	OF	OUTSIDE FACE OR OVERFLOW	RTN	RETURN	VP	VENT PIPE
AC	AIR CONDITIONING	DMJ	DUCTILE MECHANICAL JOINT	HS	HIGH STRENGTH	OPNG	OPENING	SALV	SALVAGE	VTR	VENT THROUGH ROOF
ACP	ASPHALTIC CONCRETE PAVING	DN	DOWN	HVAC	HEATING, VENTILATION, AIR CONDITIONING	OPP	OPPOSITE	SCFM	STANDARD CUBIC FEET PER MINUTE	W/	WITH
ADDL	ADDITIONAL	DWG	DRAWING	HW	HOT WATER	OPT	OPTIONAL	SCH	SCHEDULE	W/O	WITHOUT
ADDM	ADDENDUM	EA	EACH	HWL	HIGH WATER LEVEL	PC	POINT OF CURVE OF PORTLAND CEMENT	SCN	SCREENINGS	WC	WATER CLOSET
ADJ	ADJUSTABLE	ECC	ECCENTRIC	HWY	HIGHWAY	P&C	PIN AND CAP	SDR	STANDARD DIMENSION RATIO	WCO	WALL CLEANOUT
AFF	ABOVE FINISHED FLOOR	EF	EACH FACE OR ELECTRICAL FAN	HYD	HYDRANT	PCO	PRESSURE CLEAN OUT	SECT	SECTION	WD	WIDTH OR WOOD
AFS	AIR FLOW SWITCH	EJ	EXPANSION JOINT	ID	INSIDE DIAMETER	PCP	PROGRESSIVE CAVITY PUMP	SHLDR	SHOULDER	WDW	WINDOW
AHU	AIR HANDLING UNIT	EL	ELEVATION	IF	INSIDE FACE	PCR	POINT OF CURVE RETURN	SHT	SHEET	WF	WIDE FLANGE
AL	ALUMINUM	ELEC	ELECTRICAL	INCL	INCLUDED	PE	PLAIN END	SIM	SIMILAR	WH	WALL HYDRANT
ALT	ALTERNATE	ENGR	ENGINEER	INCR	INCREASER	PERM	PERMANENT	SOTE	STANDARD OXYGEN TRANSFER EFFICIENCY	WL	WIND LOAD
APPROX	APPROXIMATE	EOA	EDGE OF ASPHALT	INF	INFLUENT	PERP	PERPENDICULAR	SP	SPACE (ING)	WP	WEIR PLATE
ARCH	ARCHITECT(URAL)	EOP	EDGE OF PAVEMENT	INSTL	INSTALLATION	PI	POINT OF INTERSECTION	SPEC	SPECIFICATION	WS	WETTED SURFACE
ARV	AIR RELIEF VALVE	EQ	EQUAL	INSTR	INSTRUMENT	PL	PLATE OR PROPERTY LINE	SQ	SQUARE	WT	WEIGHT
ASME	AMERICAN SOCIETY MECHANICAL ENGINEERS	EQUIP	EQUIPMENT	INSUL	INSULATION	PLBG	PLUMBING	SQ FT	SQUARE FOOT	WWF	WELDED WIRE FABRIC
ASPH	ASPHALT	EQUIV	EQUIVALENT	INV	INVERT	PLYWD	PLYWOOD	SQ IN	SQUARE INCH	WWTP	WASTEWATER TREATMENT PLANT
ASSY	ASSEMBLY	ESMT	EASEMENT	INT	INTERIOR	PNT	PAINT	SQ YD	SQUARE YARD	X SECT	CROSS SECTION
ASTM	AMERICAN SOCIETY FOR TESTING AND MATERIALS	EST	ESTIMATE	INV EL	INVERT ELEVATION	POC	POINT ON VERTICAL CURVE	SRT	SOLIDS RETENTION TIME	XMR	TRANSFORMER
ATM	ATMOSPHERE	EUH	ELECTRIC UNIT HEATER	ISA	INSTRUMENT SOCIETY OF AMERICA	POLY	POLYETHYLENE	SST	STAINLESS STEEL	YCO	YARD CLEANOUT
ATS	AUTOMATIC TRANSFER SWITCH	EW	EACH WAY	JST	JOIST	PPM	PARTS PER MILLION	SST BT	STAINLESS STEEL BOLT	YH	YARD HYDRANT
AUTO	AUTOMATIC	EWS	EQUIPMENT WATER STATION	JTS	JOINTS	PREFAB	PREFABRICATED	ST	STREET		
AVS	AUTOMATIC VALVE STATION	EXP JT	EXPANSION JOINT	KO	KNOCKOUT	PREFIN	PREFINISHED	STA	STATION		
AWG	AMERICAN WIRE GAGE	EXST	EXISTING	KWY	KEYWAY	PRELIM	PRELIMINARY	STD	STANDARD		
BE	BELL END	EXST GR	EXISTING GRADE	L	LEFT OR LITER	PREP	PREPARATION	STL	STEEL		
BF	BOTTOM FACE	EXT	EXTERIOR	LAB	LABORATORY	PROJ	PROJECT	STL JST	STEEL JOIST		
BFD	BUTTERFLY DAMPER	F/F	FACE TO FACE	LAV	LAVATORY	PROP	PROPERTY	STL PL	STEEL PLATE		
BFV	BUTTERFLY VALVE	FA	FOUL AIR	LB(S)	POUND(S)	PRS	PRESSURE REDUCING STATION	STRUCT	STRUCTURAL		
BLDG	BUILDING	FAD	FOUL AIR DUCT	LEL	LOW EXPLOSIVE LIMIT	PRV	PRESS. REDUCING VALVE OR PRESS. RELIEF VALVE	SV	SOLENOID VALVE		
BLK	BLOCK	FCA	FLANGE COUPLING ADAPTER	LF	LINEAR FOOT	PS	PIPE SUPPORT	SVC	SERVICE		
BLM	BUREAU OF LAND MANAGEMENT	FCS	FLUSH CONTROL STATION	LL	LIVE LOAD OR LOOSE LINTEL	PSF	POUNDS PER SQUARE FOOT	SWD	SIDE WATER DEPTH		
BM	BENCH MARK	FD	FLOOR DRAIN	LOC	LOCATION	PSI	POUNDS PER SQUARE INCH	SYMM	SYMMETRICAL		
BOD	BIOCHEMICAL OXYGEN DEMAND	FDN	FOUNDATION	LP	LOW PRESSURE OR LIGHT POLE	PSIA	POUNDS PER SQUARE INCH ABSOLUTE	SYS	SYSTEM		
BOT	BOTTOM	FES	FLARED END SECTION	LR	LONG RADIUS	PSIG	POUNDS PER SQUARE INCH GAGE	T&B	TOP AND BOTTOM		
BU	BELL UP	FF EL	FINISH FLOOR ELEVATION	LS	LICENSED SURVEYOR	PSV	PRESSURE SUSTAINING VALVE	T&G	TONGUE AND GROOVE		
BV	BALL VALVE	FH	FIRE HYDRANT	LT	LIGHT	PT	POINT OR POINT OF TANGENCY	T&P	TEMPERATURE AND PRESSURE		
C/C	CENTER TO CENTER	FIN	FINISH	LT WT	LIGHTWEIGHT	PV	PLUG VALVE	T	TEE		
CCP	CONCRETE CYLINDER PIPE	FIN FL	FINISH FLOOR	LWL	LOW WATER LEVEL	PVC	POLYVINYL CHLORIDE OR POINT OF VERTICAL CURVE	TB	TOP OF BEAM		
CCW	COUNTER CLOCKWISE	FIN GR	FINISH GRADE	MAINT	MAINTENANCE	PVG	PAVING	TBM	TEMPORARY BENCH MARK		
CFM	CUBIC FEET PER MINUTE	FL	FLANGE	MAN	MANUAL	PVI	POINT OF VERTICAL CURVE INTERSECTION	TE	TOP ELEVATION		
CHKV	CHECK VALVE	FLR	FLOOR	MATL	MATERIAL	PVMT	PAVEMENT	TEMP	TEMPORARY		
CIP	CAST IRON PIPE	FPM	FEET PER MINUTE	MAX	MAXIMUM	Q AVG	AVERAGE DAILY FLOW	TFA	TO FLOOR ABOVE		
CISP	CAST IRON SOIL PIPE	FPS	FEET PER SECOND	MCC	MOTOR CONTROL CENTER	Q MAX	MAXIMUM DAILY FLOW	TFB	TO FLOOR BELOW		
CJ	CONSTRUCTION JOINT	FRP	FIBERGLASS REINFORCED PLASTIC	MECH	MECHANICAL	Q PEAK	PEAK HOUR FLOW	TFF	TOP OF FINISH FLOOW		
CL	CENTER LINE OR CHAIN LINK	FT	FEET	MED	MEDIUM	QTR	QUARTER	TH	TEST HOLE		
CLR	CLEAR	FTG	FOOTING OR FITTING	MFM	MAGNETIC FLOW METER	QTY	QUANTITY	THD	THREAD (ED)		
CMP	CORRUGATED METAL PIPE	G	GAS	MFR	MANUFACTURER	RAD	RADIUS	THK	THICK		
CMU	CONCRETE MASONRY UNIT	GA	GAUGE	MG	MILLION GALLONS OR MILLIGRAMS	RC	REINFORCED CONCRETE	TJ	TOP OF JOIST		
CO	CLEAN OUT	GAL	GALLON	MGD	MILLION GALLONS PER DAY	RCP	REINFORCED CONCRETE PIPE	TOA	TOP OF ASPHALT		
CONC	CONCRETE	GALV	GALVANIZED	MGMT	MANAGEMENT	RD	ROOF DRAIN	TOC	TOP OF CONCRETE OR TOP OF CURB		
CONN	CONNECTION	GND	GROUND	MH	MANHOLE	RECT	RECTANGULAR	TOE	THREADED ONE END		
CONSTR	CONSTRUCTION	GPD	GALLONS PER DAY	MIN	MINIMUM	RED	REDUCER	TOF	TOP OF FOOTING		
CONT	CONTINUOUS(ATION)	GPM	GALONS PER MINUTE	MISC	MISCELLANEOUS	RE:	REFER TO	TOS	TOP OF STEEL		
COR	CORNER	GR	GRIT	MJ	MECHANICAL JOINT	REF	REFERENCE	TOW	TOP OF WALL		
CPLG	COUPLING	GRC	GALVANIZED RIGID CONDUIT	MNPT	MALE NATIONAL PIPE THREAD	REHAB	REHABILITATION	TP	TOP OF PAVEMENT		
CPVC	CHLORINATED POLYVINYL CHLORIDE	GSP	GALVANIZED STEEL PIPE	MO	MASONRY OPENING	REINF	REINFORCE (D) (ING) (MENT)	TSL	TOP OF SLAB		
CTR	CENTER	GV	GATE VALVE	MRGB	MOISTURE RESISTANT GYPSUM WALL BOARD	REQD	REQUIRED	TSS	TOTAL SUSPENDED SOLIDS		
CV	CHECK VALVE	GW	GROUNDWATER	MTG	MOUNTING	RESIL	RESILIENT	TYP	TYPICAL		
CW	COLD WATER	GWB	GYPSUM WALL BOARD	NA	NOT APPLICABLE	RFCA	RESTRAINED FLANGED COUPLING ADAPTER	UBC	UNIFORM BUILDING CODE		
CY	CUBIC YARDS	GYP	GYPSUM	NIC	NOT IN CONTRACT	RH	RIGHT HAND	UGE	UNDERGROUND ELECTRIC		
DBIO	DEWATERED BIOSOLIDS	HB	HOSE BIBB	NPL	NAMEPLATE	RM	ROOM	ULT	ULTIMATE		
DEMO	DEMOLITION	HDWL	HEADWALL	NPT	NATIONAL PIPE THREAD	RO	ROUGH OPENING	UN	UNION		
DIA	DIAMETER	HNDRL	HAND RAIL	NRS	NON-RISING STEM	ROW	RIGHT OF WAY	UNGD	UNDERGROUND		
DIM	DIMENSION	HNDWL	HAND WHEEL	NTS	NOT TO SCALE	RPBP	REDUCED PRESSURE BACKFLOW PREVENTER	VB	VALVE BOX		
DIP	DUCTILE IRON PIPE	HORIZ	HORIZONTAL	OC	ON CENTER	RPM	REVOLUTIONS PER MINUTE	VCP	VITRIFIED CLAY PIPE		

GMC
6120 Powers Ferry Road NW, Suite 200
Atlanta, GA 30339
T 770.952.2481

STATE OF GEORGIA CERTIFICATE OF AUTHORIZATION
GOODWYN MILLS CAWOOD, LLC
No.PEF007898
Exp.06.30.2026

ISSUE	DATE
30% Submittal	05.30.2024
60% Submittal	08.29.2024
90% Submittal	11.27.2024
Bid Set	03.19.2025
Project Manager:	CW
Engineer:	GS
Designer:	GS
Drawn By:	

COMMERCE 2.0 MGD
GROVE CREEK WPCP
COMMERCE, GA

CATL230033

GEORGIA REGISTERED PROFESSIONAL ENGINEER
No. PE051452
Graham Sizemore
03.19.2025
GRAHAM S. SIZEMORE

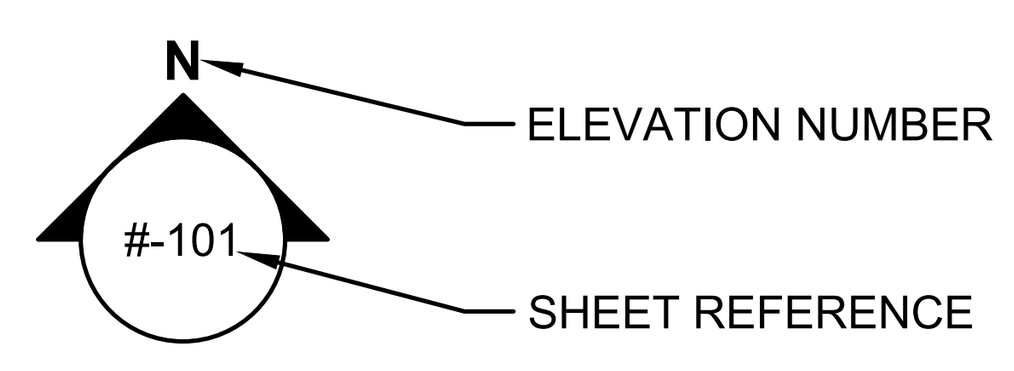
ABBREVIATIONS

G-004

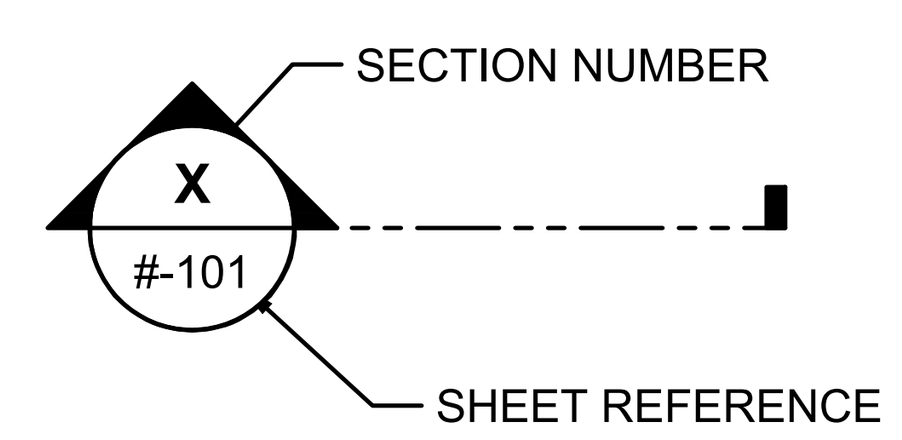
This drawing is and shall remain the property of Goodwyn, Mills and Cawood, Inc. (GMC) and Goodwyn Mills Cawood LLC (GMC). Unauthorized use of any kind including use on other projects is prohibited. In the event that a conflict arises between the sealed drawings and the electronic files, the sealed drawings will govern.

GRAPHICS LEGEND

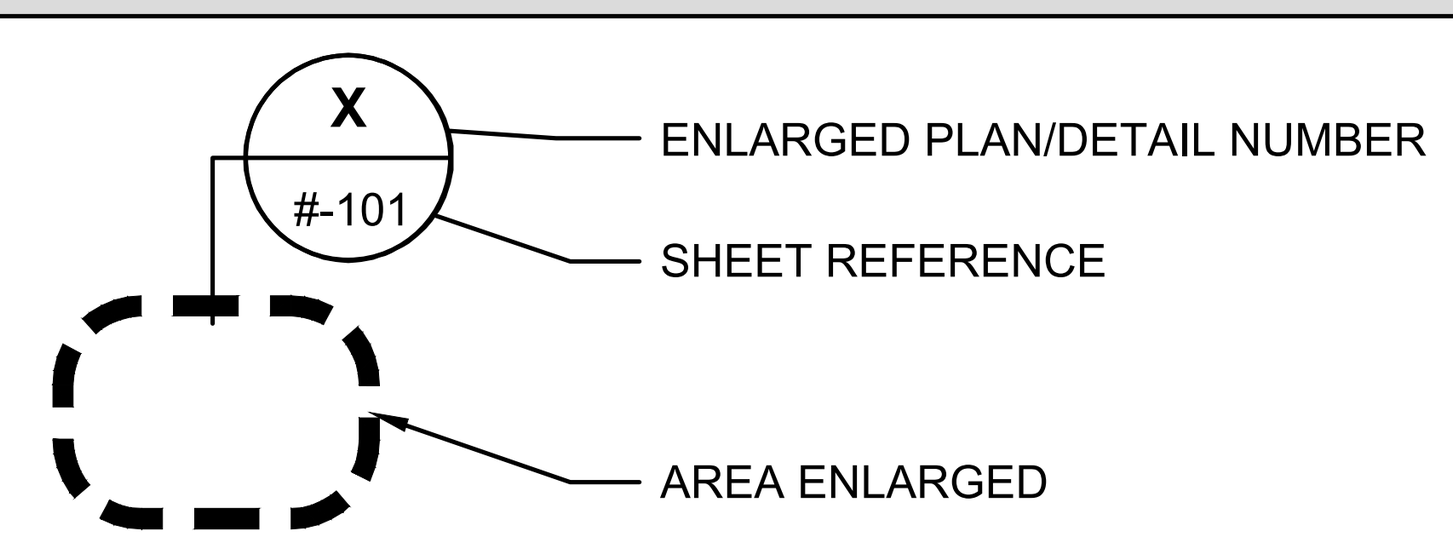
ELEVATION INDICATOR



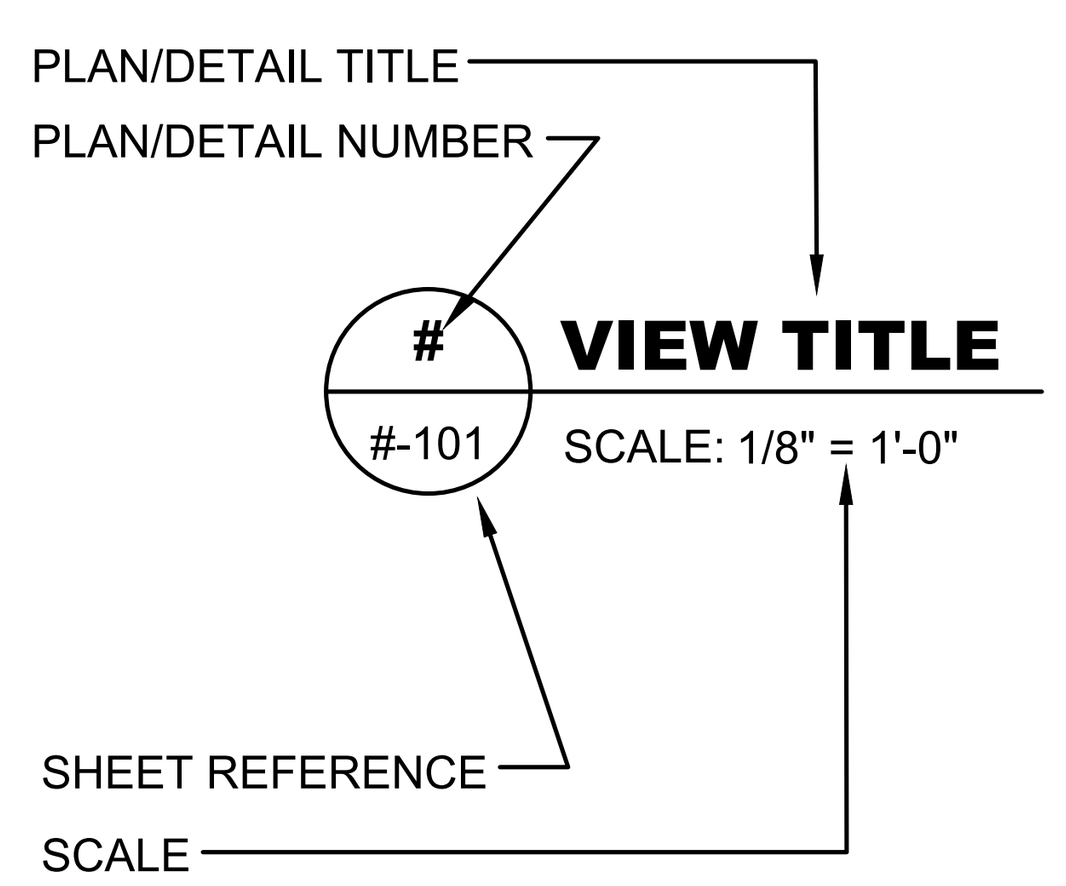
SECTION INDICATOR



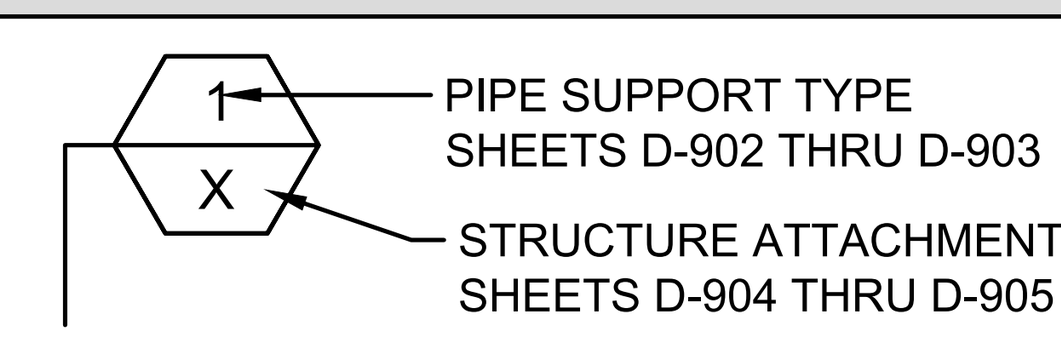
ENLARGED PLAN/DETAIL INDICATOR



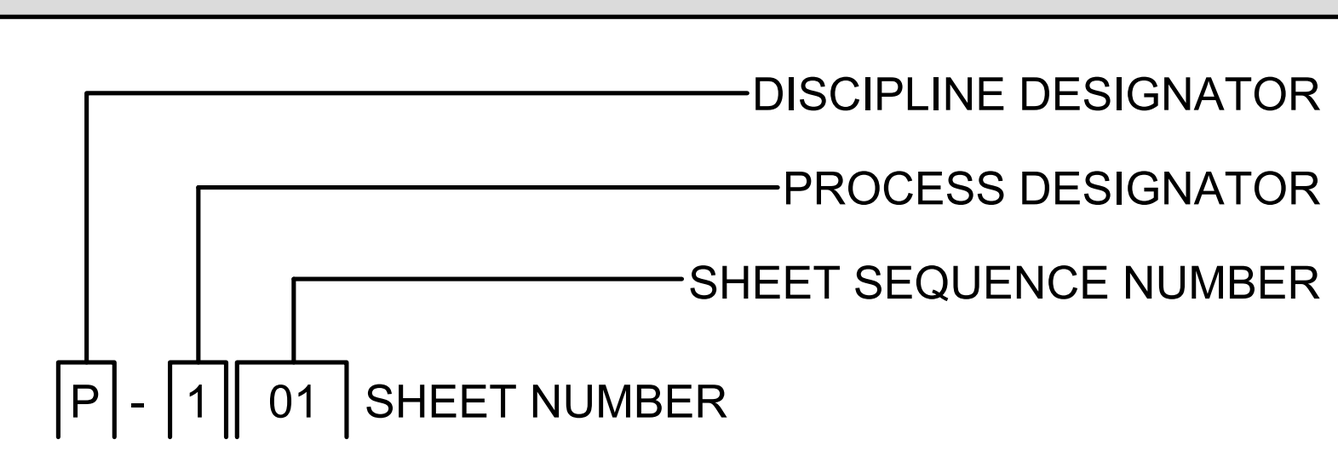
DRAWING TITLE



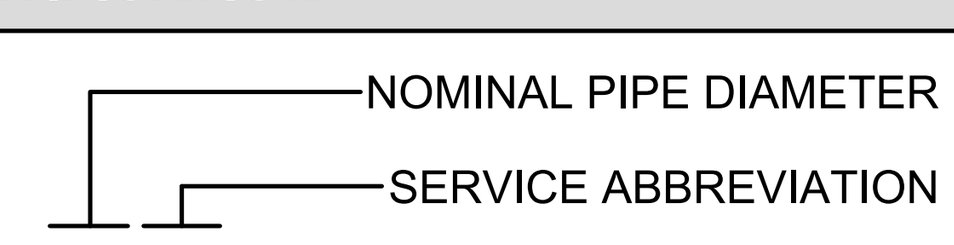
PIPE SUPPORT INDICATOR



SHEET NUMBERING



PIPE LINE IDENTIFICATION



PROCESS DESIGNATORS

PROCESS SHEETS (WASTEWATER)	DESIGNATOR
NOTES, LEGEND, ABBREVIATIONS, DEMOLITION, EXISTING CONDITIONS, ETC.	0
PRELIMINARY TREATMENT	1
PRIMARY TREATMENT	2
BIOLOGICAL TREATMENT	3
SECONDARY TREATMENT	4
TERTIARY TREATMENT	5
DISINFECTION AND EFFLUENT PUMPING	6
SLUDGE STORAGE AND PROCESSING	7
MISCELLANEOUS SYSTEMS	8
DETAILS / SCHEDULES	9

CIVIL DESIGNATORS

CIVIL	DESIGNATOR
NOTES, LEGEND, ABBREVIATIONS, DEMOLITION, EXISTING CONDITIONS, ETC.	0
SITE PLAN AND GEOMETRIC CONTROLS	1
GRADING AND DRAINAGE	2
UTILITIES/YARD PIPING	3
ROAD PLAN AND PROFILES (IF REQUIRED)	4
ROAD CROSS SECTIONS (IF REQUIRED)	5
SEDIMENT AND EROSION CONTROL	6
RESERVED	7
RESERVED	8
DETAILS / SCHEDULES	9

OWNER

DESCRIPTION	NAME	PHONE NUMBER	EMAIL ADDRESS
CITY MANAGER	MATTHEW HAILEY	706.423.5125	MHAILEY@COMMERCEGA.GOV
WWTP SUPERINTENDENT	TAD EDMONSON	770.374.3288	TEDMONSON@COMMERCEGA.GOV

CONTRACTOR

DESCRIPTION	NAME	PHONE NUMBER	EMAIL ADDRESS
PROJECT MANAGER	TBD		
SUPERINTENDENT	TBD		

ENGINEER

DESCRIPTION	NAME	PHONE NUMBER	EMAIL ADDRESS
PROJECT MANAGER	CHARLES WELCH	770.952.2481 EXT. 103	CHARLES.WELCH@GMCNETWORK.COM
ENGINEER	GRAHAM SIZEMORE, PE	770.952.2481 EXT. 143	GRAHAM.SIZEMORE@GMCNETWORK.COM
INSPECTOR	TONY VAN DE RYT	770.952.2481 EXT. 110	TONY.VANDERYT@GMCNETWORK.COM

PIPE SYMBOLS

DESCRIPTION	SINGLE LINE	DOUBLE LINE
EXISTING BURIED PIPE		
EXISTING ABOVE GRADE PIPE		
NEW BURIED PIPE		
NEW ABOVE GRADE PIPE		
WELDED JOINT		
FLANGED JOINT		
FLANGED ADAPTOR		
FLANGED COUPLING		
MECHANICAL JOINT		
JOINT		
EXPANSION JOINT		

HATCHING LEGEND

DESCRIPTION	EXISTING	PROPOSED
ASPHALT PAVING (PLAN)		
ALUMINUM GRATING		
CONCRETE (ELEVATION)		
CONCRETE (PLAN)		
CONCRETE (SECTION)		
CRUSHED STONE (SECTION)		
EARTH OR BACKFILL (SECTION)		
GRAVEL DRIVE (PLAN)		
GROUT FILL (PLAN & SECTION)		
LAKE, RIVER OR POND (PLAN)		
REMOVAL OR DEMOLITION (PLAN & SECTION)		
UNPAVED DRIVE (PLAN)		

DISCIPLINE DESIGNATORS

DISCIPLINE	DESIGNATOR
GENERAL	G
HAZARDOUS MATERIALS	H
INSTRUMENTATION	I
DEMOLITION	X
SURVEY/MAPPING	V
GEOTECHNICAL	B
CIVIL	C
LANDSCAPE	L
STRUCTURAL	S
ARCHITECTURAL	A
FIRE PROTECTION	F
MECHANICAL	M
PLUMBING	P
PROCESS	D
ELECTRICAL	E

GENERAL NOTES

1. THE CONTRACTOR IS EXPECTED TO CAREFULLY EXAMINE THE PLANS, PROPOSAL AND SITE OF THE WORK. THEREFORE, IT WILL BE ASSUMED THAT THE BIDDER HAS SATISFIED HIMSELF AS TO THE CONDITIONS TO BE ENCOUNTERED IN REGARDS TO THE CHARACTER, QUALITY, AND QUANTITIES OF WORK TO BE PERFORMED AND MATERIALS TO BE FURNISHED, AND AS TO THE REQUIREMENTS OF THE PLANS, SPECIFICATIONS, SPECIAL PROVISIONS AND CONTRACT. THE SUBMISSION OF A PROPOSAL BY A BIDDER WILL BE CONSIDERED PRIMA FACIE EVIDENCE THAT THE BIDDER HAS MADE SUCH AN EXAMINATION.
2. THE CONTRACTOR IS REQUIRED TO MAINTAIN AN AS-BUILT SET OF DRAWINGS DURING PROJECT CONSTRUCTION. THE COMPLETE AS-BUILT MAP WILL CONTAIN ALL INSTALLED ELECTRICAL, STRUCTURAL ENTITIES, LINES, VALVES, METERS, AND CONNECTIONS WITH REFERENCE DISTANCES TO PERMANENT ABOVE GROUND STRUCTURES.
3. ALL EXISTING UTILITIES SHOWN ABOVE AND BELOW GROUND ARE APPROXIMATE AND ARE NOT NECESSARILY ALL THAT EXIST. THE DETERMINATION OF THE EXISTENCE, LOCATION, AND DEPTH OF ALL UTILITIES SHALL BE THE RESPONSIBILITY OF THE CONTRACTOR.
4. ALL MATERIALS AND WORKMANSHIP SHALL BE GUARANTEED BY CONTRACTOR FOR ONE YEAR AFTER ACCEPTANCE BY THE OWNER PER SPECIFICATION 1030.
5. IN THE EVENT THAT THERE IS A DISCREPANCY BETWEEN THE CIVIL DRAWINGS AND THE ARCHITECTURAL/STRUCTURAL DRAWINGS, THE ARCHITECTURAL/STRUCTURAL DRAWINGS SHALL HAVE PRECEDENCE. THE CONTRACTOR SHALL ADVISE THE ENGINEER OF ANY CONFLICT IN THE PLANS/SPECS FOR CLARIFICATION PRIOR TO BID. SHOULD CONFLICTING DOCUMENTS NOT BE CLARIFIED AT THE REQUEST OF THE BIDDING CONTRACTOR, THE MORE COSTLY ALTERNATIVE AS IDENTIFIED IN THE PLAN & SPECS SHALL BE INCLUDED IN THE PRICE BID.
6. ALL HAZARDOUS SUBSTANCES USED FOR THIS PROJECT, INCLUDING, BUT NOT LIMITED TO, PAINT, OIL, GREASE, AND OTHER PETROLEUM PRODUCTS SHALL BE STORED IN ACCORDANCE WITH "SPILL PREVENTION, CONTROL & COUNTERMEASURE" REGULATIONS. THESE SUBSTANCES SHALL BE STORED AWAY FROM STORM DRAINS, DITCHES, AND GUTTERS IN WATERTIGHT CONTAINERS. DISPOSAL OF THESE SUBSTANCES SHALL BE IN ACCORDANCE WITH STATE & FEDERAL AGENCY REGULATIONS. CONTRACTOR SHALL PROVIDE ADEQUATE TRASH CONTAINERS ON SITE FOR THE DISPOSAL OF CONSTRUCTION MATERIALS WASTE. CONTRACTOR SHALL BE RESPONSIBLE FOR PREVENTING ANY TRASH OR OTHER POLLUTANTS FROM ENTERING STORM DRAINS & WATERS OF THE STATE.

GMC
6120 Powers Ferry Road NW, Suite 200
Atlanta, GA 30339
T 770.952.2481

STATE OF GEORGIA CERTIFICATE OF AUTHORIZATION
GOODWYN MILLS CAWOOD, LLC
No.PEF007898
Exp.06.30.2026

1" 0" .5" 1"

ISSUE	DATE
30% Submittal	05.30.2024
60% Submittal	08.29.2024
90% Submittal	11.27.2024
Bid Set	03.19.2025

Project Manager:	CW
Engineer:	GS
Designer:	GS
Drawn By:	

COMMERCE 2.0 MGD
GROVE CREEK WPCP
COMMERCE, GA

CATL230033

GEORGIA REGISTERED No. PE051452 PROFESSIONAL ENGINEER
03.19.2025
GRAHAM S. SIZEMORE

GENERAL NOTES, LEGENDS, & SYMBOLS

G-005

This drawing is and shall remain the property of Goodwyn, Mills and Cawood, Inc. (GMC) and Goodwyn Mills Cawood LLC (GMC). Unauthorized use of any kind including use on other projects is prohibited. In the event that a conflict arises between the sealed drawings and the electronic files, the sealed drawings will govern.

1 D-001 **SITE PLAN**
SCALE: 1" = 60'-0"

GMC
6120 Powers Ferry Road NW, Suite 200
Atlanta, GA 30339
T 770.952.2481

STATE OF GEORGIA — GOODWYN MILLS CAWOOD LLC — No. PE051452 — Exp.06.30.2026 — CERTIFICATE OF AUTHORIZATION

1" 5" 0" 1"

ISSUE	DATE
30% Submittal	05.30.2024
60% Submittal	08.29.2024
90% Submittal	11.27.2024
Bid Set	03.19.2025

Project Manager:	CW
Engineer:	GS
Designer:	GS
Drawn By:	

COMMERCE 2.0 MGD
GROVE CREEK WPCP
COMMERCE, GA

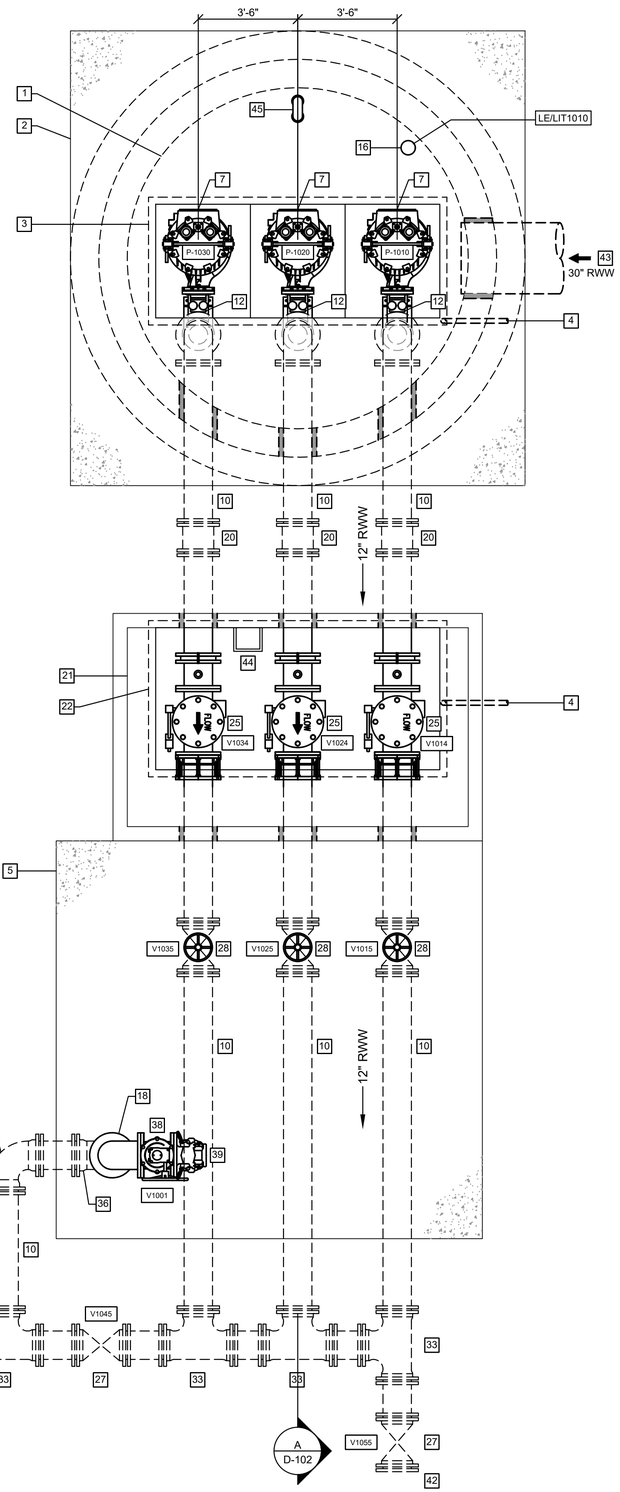
CATL230033

GEORGIA REGISTERED No. PE051452 PROFESSIONAL ENGINEER 03.19.2025 GRAHAM S. SIZEMORE

PROCESS KEY SITE PLAN

D-001

This drawing is and shall remain the property of Goodwyn, Mills and Cawood, Inc. (GMC) and Goodwyn Mills Cawood LLC (GMC). Unauthorized use of any kind including use on other projects is prohibited. In the event that a conflict arises between the sealed drawings and the electronic files, the sealed drawings will govern.



1A **SITE PLAN** D-001
SCALE: 3/8" = 1'-0"

KEY NOTES: #

ALL PROCESS PIPE CONNECTIONS SHALL BE RESTRAINED.

1. 12' - 0" Ø PRECAST CONCRETE WETWELL, MIN 9" WALL THICKNESS
2. 12" TOP SLAB
3. (3) 40" x 48" ALUMINUM ACCESS HATCHES WITH SAFE HATCH ACCESS IN A SINGLE DRAINABLE FRAME.
4. HATCH DRAIN TO DAYLIGHT
5. 4" FIBERMESH CONCRETE SLAB WITH 1 MAT OF W2.9 X W2.9 WELDED WIRE REINFORCEMENT (15'-0" x 14'-0")
6. PUMP BASE AND DISCONNECT
7. SUBMERSIBLE PUMP
8. GROUT FILL
9. 8" x 12" FJ ECCENTRIC INCREASER
10. 12" DIP
11. INTERMEDIATE SSTL GUIDE BAR BRACKET
12. 3" SCH 40 304 SST GUIDE PIPES AND GUIDE BAR BRACKET
13. CONTROL AND POWER CABLES FROM CONTROL PANEL
14. CABLE HOLDER
15. CABLE HOOK
16. 6" SCH 40 PVC STILLING WELL
17. PRESSURE TRANSDUCER LEVEL SENSOR AND CABLE
18. 12" FJ 90° BEND
19. 12" ANNULAR SEAL
20. 12" MJ SLEEVE (RESTRAINED)
21. 12' x 7' PRECAST CONCRETE VALVE VAULT.
22. 120" x 60" ALUMINUM ACCESS HATCH
23. 12" FLANGE COUPLING ADAPTER (RESTRAINED)
24. PRESSURE GAUGE
25. 12" CHECK VALVE
26. PIPE SUPPORT
27. 12" MJ PLUG VALVE
28. HAND WHEEL OPERATING FLOOR STAND
29. 4" Ø VALVE VAULT DRAIN WITH P-TRAP
30. 4" DIP
31. 4" RED VALVE TIDEFLEX DUCKBILL CHECK VALVE
32. GROUT VALVE VAULT FLOOR TO DRAIN TO 4" DRAIN
33. 12" x 12" MJ TEE
34. AIR RELEASE VALVE FOR WASTEWATER
35. 2" BALL VALVE
36. 12" MJ 90° BEND
37. 12" FL 90° BEND
38. 12" FL PLUG VALVE
39. QUICK CONNECT COUPLING FOR EMERGENCY BYPASS
40. 12" x 16" MJ INCREASER
41. 16" DIP
42. 12" PLUG
43. 30" DIP INFLUENT FROM EXISTING PUMP STATION WET WELL
44. MH STEPS @ 12"
45. 4"Ø DIP VENT PIPE W/S.S. INSECT VENT SCREEN

GMC
6120 Powers Ferry Road NW, Suite 200
Atlanta, GA 30339
T 770.952.2481

STATE OF GEORGIA
GOODWYN MILLS CAWOOD, LLC
No. PE2007885
Exp.06.30.2026
NOT VALID WITHOUT CERTIFICATE OF AUTHORIZATION

1" 0" 5" 1"

ISSUE	DATE
30% Submittal	05.30.2024
60% Submittal	08.29.2024
90% Submittal	11.27.2024
Bid Set	03.19.2025

Project Manager:	CW
Engineer:	GS
Designer:	GS
Drawn By:	

COMMERCE 2.0 MGD
GROVE CREEK WPCP
COMMERCE, GA

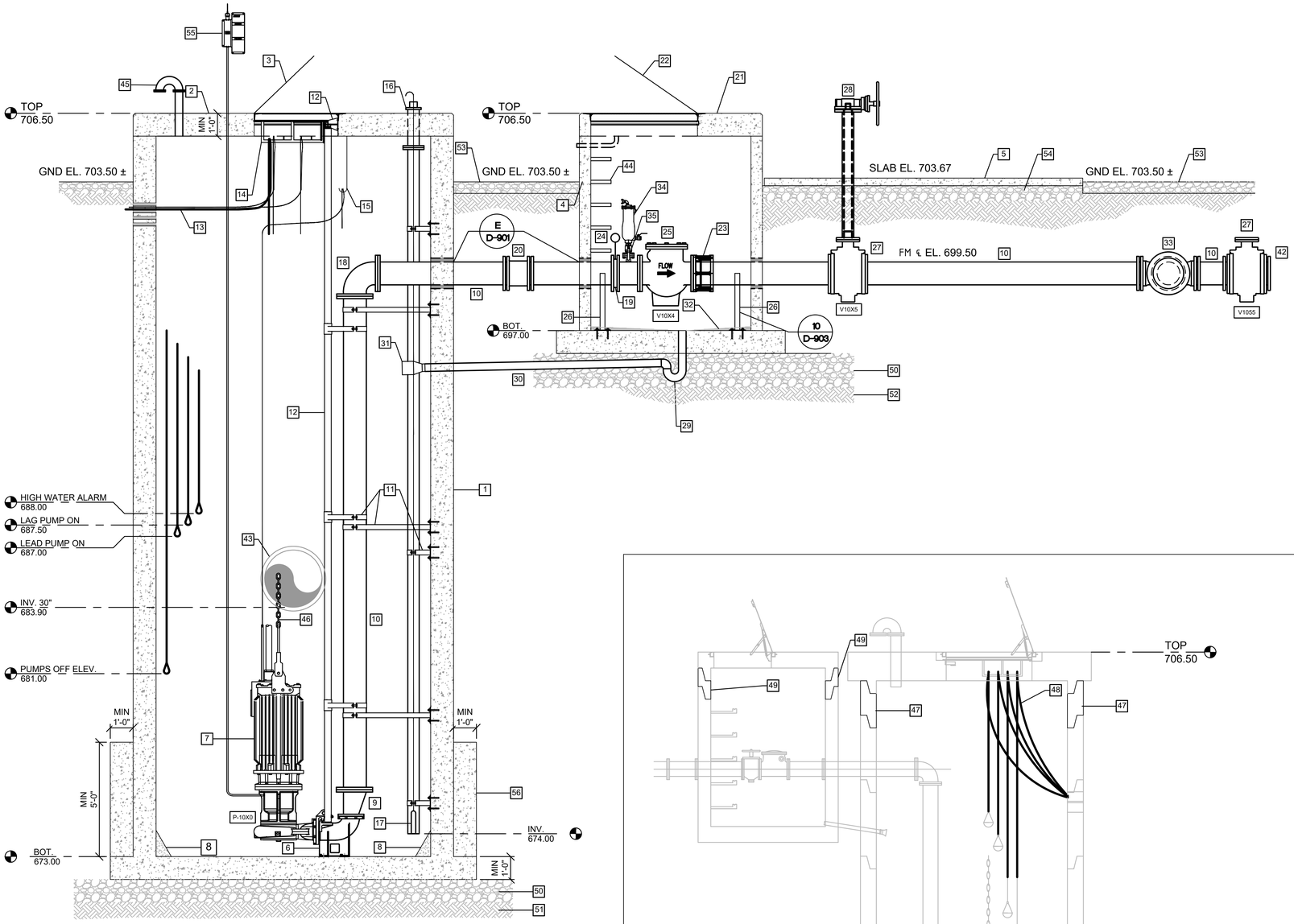
CATL230033

GEORGIA REGISTERED
No. PE051452
PROFESSIONAL
03.19.2025
ENGINEER
GRAHAM S. SIZEMORE

INFLUENT PUMPING STATION PLAN

D-101

This drawing is and shall remain the property of Goodwyn, Mills and Cawood, Inc. (GMC) and Goodwyn Mills Cawood LLC (GMC). Unauthorized use of any kind including use on other projects is prohibited. In the event that a conflict arises between the sealed drawings and the electronic files, the sealed drawings will govern.



A **SECTION**
D-101 SCALE: 3/8" = 1'-0"

B **EX PS SECTION**
D-102 SCALE: 3/8" = 1'-0"

KEY NOTES: #

ALL PROCESS PIPE CONNECTIONS SHALL BE RESTRAINED.

1. 12' - 0" Ø PRECAST CONCRETE WETWELL, MIN 9" WALL THICKNESS
2. 12" TOP SLAB
3. (3) 40" x 48" ALUMINUM ACCESS HATCHES WITH SAFE HATCH ACCESS IN A SINGLE DRAINABLE FRAME.
4. DRAIN TO DAYLIGHT
5. 4" FIBERMESH CONCRETE SLAB WITH 1 MAT OF W2.9 X W2.9 WELDED WIRE REINFORCEMENT (15'-0" x 14'-0")
6. PUMP BASE AND DISCONNECT
7. SUBMERSIBLE PUMP
8. GROUT FILL
9. 8" x 12" FJ ECCENTRIC INCREASER
10. 12" DIP
11. INTERMEDIATE SSTL GUIDE BAR BRACKET
12. 3" SCH 40 304 SSTL GUIDE PIPES AND GUIDE BAR BRACKET
13. CONTROL AND POWER CABLES FROM CONTROL PANEL
14. CABLE HOLDER
15. CABLE HOOK
16. 6" SCH 40 PVC STILLING WELL
17. PRESSURE TRANSDUCER LEVEL SENSOR AND CABLE
18. 12" FJ 90° BEND
19. 12" ANNULAR SEAL
20. 12" SOLID SLEEVE
21. 12' x 7' PRECAST CONCRETE VALVE VAULT.
22. 120" x 60" ALUMINUM ACCESS HATCH
23. 12" FLANGE COUPLING ADAPTER (RESTRAINED)
24. PRESSURE GAUGE
25. 12" CHECK VALVE
26. PIPE SUPPORT
27. 12" MJ PLUG VALVE
28. EXTENDED BONNET TYPE W/ GEAR ACTUATOR ABOVE GROUND
29. 4" Ø VALVE VAULT DRAIN WITH P-TRAP
30. 4" DIP
31. 4" RED VALVE TIDEFLEX DUCKBILL CHECK VALVE
32. GROUT VALVE VAULT FLOOR TO DRAIN TO 4" DRAIN
33. 12" x 12" MJ TEE
34. AIR RELEASE VALVE FOR WASTEWATER
35. 2" BALL VALVE
36. 12" MJ 90° BEND
37. 12" FL 90° BEND
38. 12" FL PLUG VALVE
39. QUICK CONNECT COUPLING FOR EMERGENCY BYPASS
40. 12" x 16" MJ INCREASER
41. 16" DIP
42. 12" MJ PLUG
43. 30" DIP INFLUENT FROM EXISTING PUMP STATION WET WELL
44. MH STEPS @ 12"
45. 4"Ø DIP VENT PIPE W/S.S. INSECT VENT SCREEN
46. SUBMERSIBLE PUMP LIFTING CHAIN
47. ADD CIRCULAR RISER SECTION W/ SEALANT - 10' INTERNAL Ø PRECAST WETWELL. RAISE TOP SLAB OF EXISTING WET WELL TO ELEVATION OF 706.50
48. READJUST SWITCHES AND CHAIN.
49. ADD RECTANGULAR RISER SECTION W/ SEALANT - 6' x 8' INTERNAL PRECAST VAULT. RAISE TOP SLAB OF EXISTING VAULT TO ELEVATION OF 706.50
50. 12" MIN. #57 STONE BASE TO EXTEND 12" MIN. FROM FOOTING
51. COMPACTED SUBGRADE TO 98% STANDARD PROCTOR. REQUIRED SOIL BEARING = 2250 PSF
52. COMPACTED SUBGRADE TO 98% STANDARD PROCTOR. REQUIRED SOIL BEARING = 1350 PSF
53. 6" GAB OR #57 STONE BASE REQUIRED INSIDE FENCED AREA
54. 8" GAB OR #57 STONE BASE REQUIRED UNDER 4" SLAB
55. HARDWIRED AUTOMATIC OIL MONITORING SYSTEM. LOCATE NEAR CONTROL PANEL.
56. ANTI-FLOATATION CONCRETE COLLAR

GMC
6120 Powers Ferry Road NW, Suite 200
Atlanta, GA 30339
T 770.952.2481

STATE OF GEORGIA
GOODWYN MILLS CAWOOD LLC
No. PE2007895
Exp.06.30.2026
CERTIFICATE OF AUTHORIZATION
NOT VALID WITHOUT SEAL

1" 0" 5" 1"

ISSUE	DATE
30% Submittal	05.30.2024
60% Submittal	08.29.2024
90% Submittal	11.27.2024
Bid Set	03.19.2025

Project Manager:	CW
Engineer:	GS
Designer:	GS
Drawn By:	

COMMERCE 2.0 MGD
GROVE CREEK WPCP
COMMERCE, GA

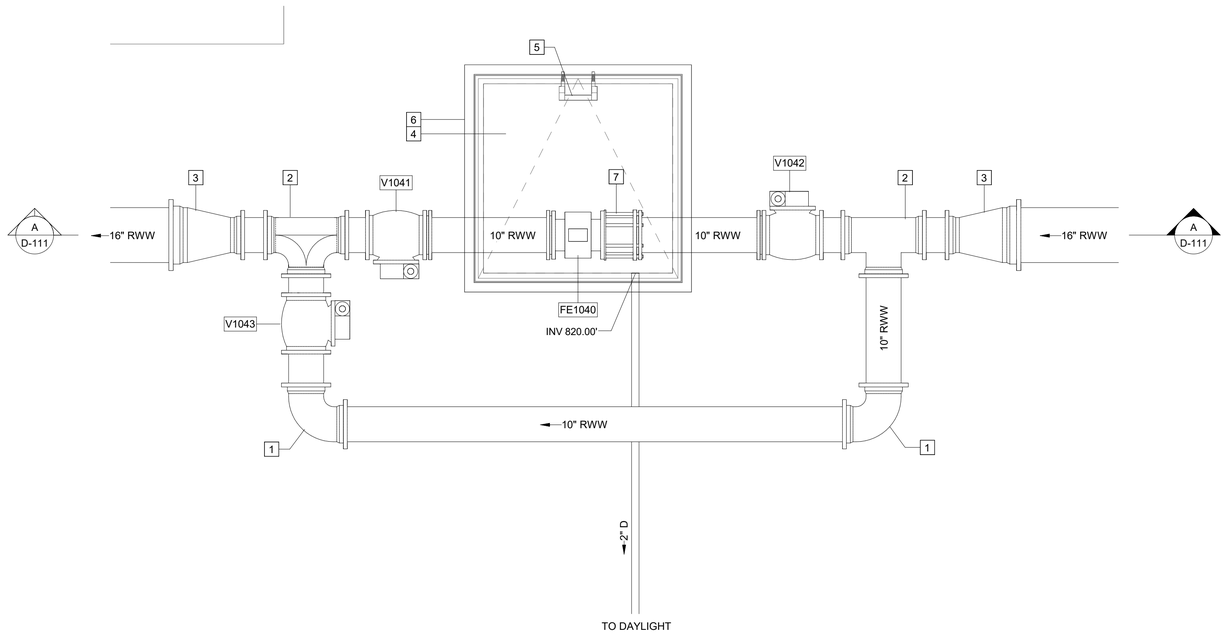
CATL230033

GEORGIA REGISTERED No. PE051452 PROFESSIONAL ENGINEER 03.19.2025 GRAHAM S. SIZEMORE

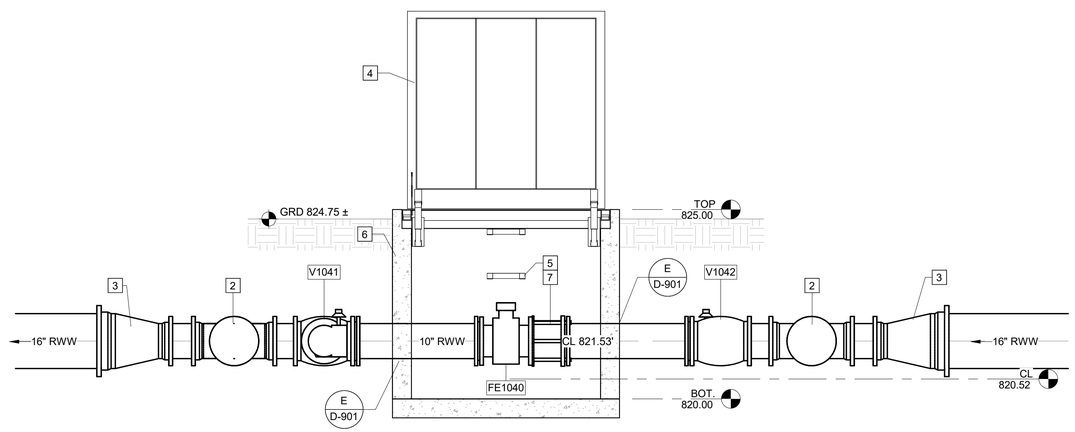
INFLUENT PUMPING STATION SECTION & DETAILS

D-102

This drawing is and shall remain the property of Goodwyn, Mills and Cawood, Inc. (GMC) and Goodwyn Mills Cawood LLC (GMC). Unauthorized use of any kind including use on other projects is prohibited. In the event that a conflict arises between the sealed drawings and the electronic files, the sealed drawings will govern.



1B D-111 **PLAN**
SCALE: 1/2" = 1'-0"



A D-111 **SECTION**
SCALE: 1/2" = 1'-0"

KEY NOTES: #

1. 10" 90 MJ BEND
2. 10" MJ TEE
3. 16"X10" MJ REDUCER
4. SINGLE LEAF 5' X 5' ACCESS HATCH
5. ACCESS STEPS
6. PRECAST CONCRETE VAULT
7. 10" FLANGE COUPLING ADAPTER (RESTRAINED)

NOTE:

1. ALL PROCESS PIPE CONNECTIONS SHOW SHALL BE RESTRAINED

GMC
6120 Powers Ferry Road NW, Suite 200
Atlanta, GA 30339
T 770.952.2481

STATE OF GEORGIA
GOODWYN MILLS CAWOOD, LLC
CERTIFICATE OF AUTHORIZATION
Exp.06.30.2026

1" 0" .5" 1"

ISSUE	DATE	
30% Submittal	05.30.2024	
60% Submittal	08.29.2024	
90% Submittal	11.27.2024	
Bid Set	03.19.2025	
Conformed Set		CW
Project Manager:		GS
Engineer:		GS
Designer:		HKD/CE
Drawn By:		

COMMERCE 2.0 MGD
GROVE CREEK WPCP
COMMERCE, GA

CATL230033

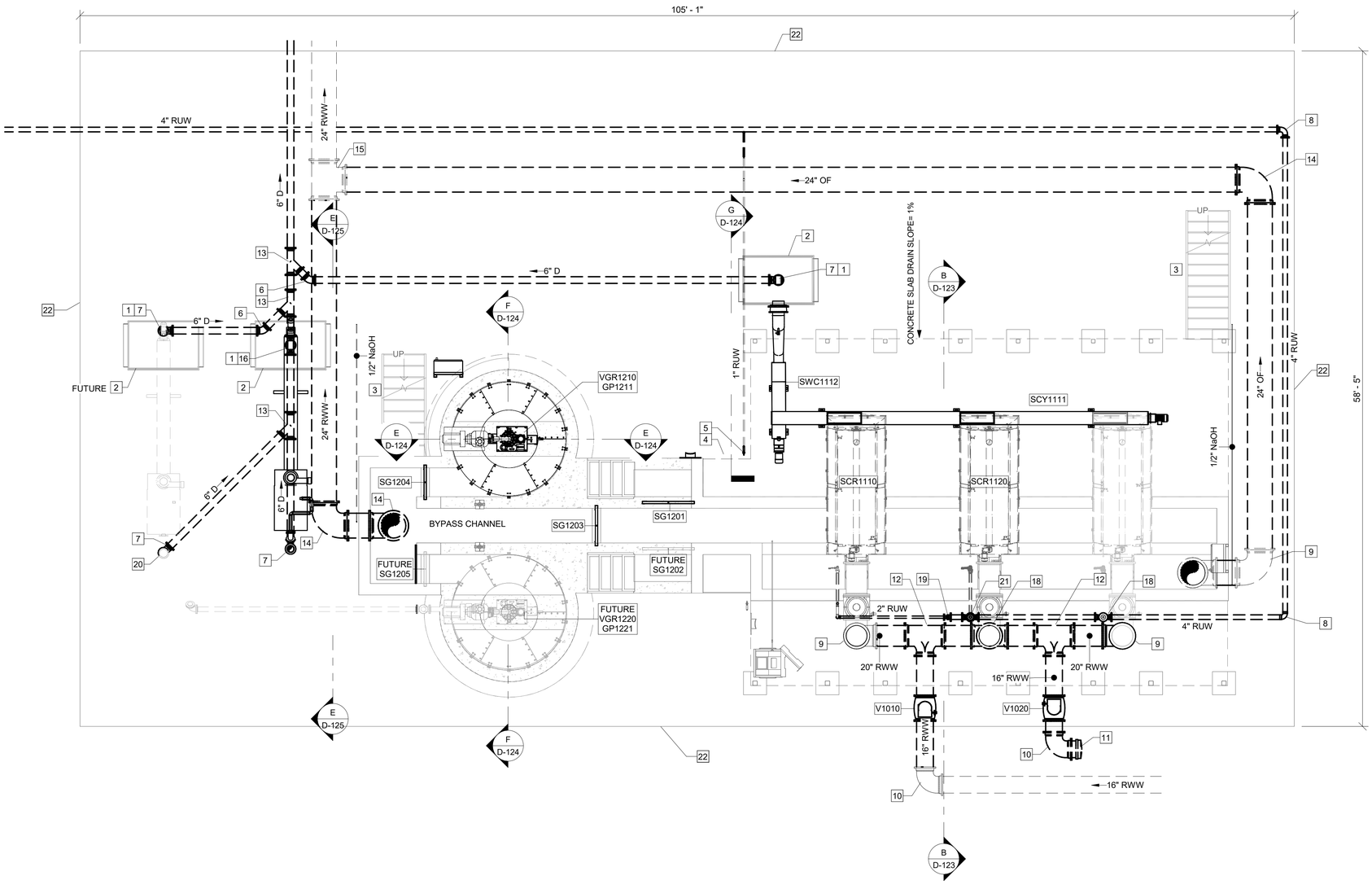
GEORGIA REGISTERED No. PE051452 PROFESSIONAL ENGINEER GRAHAM S. SIZEMORE 03.19.2025

INFLUENT FLOW METER VAULT - PLAN & SECTION

D-111

Autodesk Docs://CATL230033 - Commerce/CATL230033 - Commerce.rvt
3/19/2025 6:36:33 PM

This drawing is and shall remain the property of Goodwyn, Mills and Cawood, Inc. (GMC) and Goodwyn Mills Cawood LLC (GMC). Unauthorized use of any kind including use on other projects is prohibited. In the event that a conflict arises between the sealed drawings and the electronic files, the sealed drawings will govern.



KEY NOTES: [#]

1. GRATE DRAIN
2. DUMPSTER BY OWNER
3. METAL STAIRS W/ STAIR HAND RAILING
4. HOSE RACK
5. FROST PROOF YARD HYDRANT
6. 6" 45° MJ BEND
7. 6" 90° MJ BEND
8. 4" 90° FL BEND
9. 20" 90° MJ BEND
10. 16" 90° MJ BEND
11. 16" MJ PLUG (RESTRAINED)
12. 20" X 16" MJ TEE
13. 6" MJ WYE
14. 24" 90° MJ BEND
15. 24" MJ TEE
16. 6" MJ TEE
17. 24" 90° FL BEND
18. 20" MJ TEE
19. COUPLING/ADAPTER. TRANSITION FROM 4" D.I. TO 2" PVC.
20. BLIND FLANGE SET 6" ABOVE GRADE
21. 4" MJ TEE WITH PLUG , TAPPED 2" FOR RUW FEED TO SCREEN
22. EDGE OF 6" CONCRETE SLAB

GMC
6120 Powers Ferry Road NW, Suite 200
Atlanta, GA 30339
T 770.952.2481

STATE OF GEORGIA
GOODWYN MILLS CAWOOD, LLC
CERTIFICATE OF AUTHORIZATION
Exp.06.30.2026

1" 0" .5" 1"

ISSUE	DATE
30% Submittal	05.30.2024
60% Submittal	08.29.2024
90% Submittal	11.27.2024
Bid Set	03.19.2025
Conformed Set	
Project Manager:	CW
Engineer:	GS
Designer:	GS
Drawn By:	HKD/CE

COMMERCE 2.0 MGD
GROVE CREEK WPCP
COMMERCE, GA

CATL230033

GEORGIA REGISTERED No. PE051452 PROFESSIONAL ENGINEER GRAHAM S. SIZEMORE 03.19.2025

HEADWORKS - LOWER PLAN

D-121

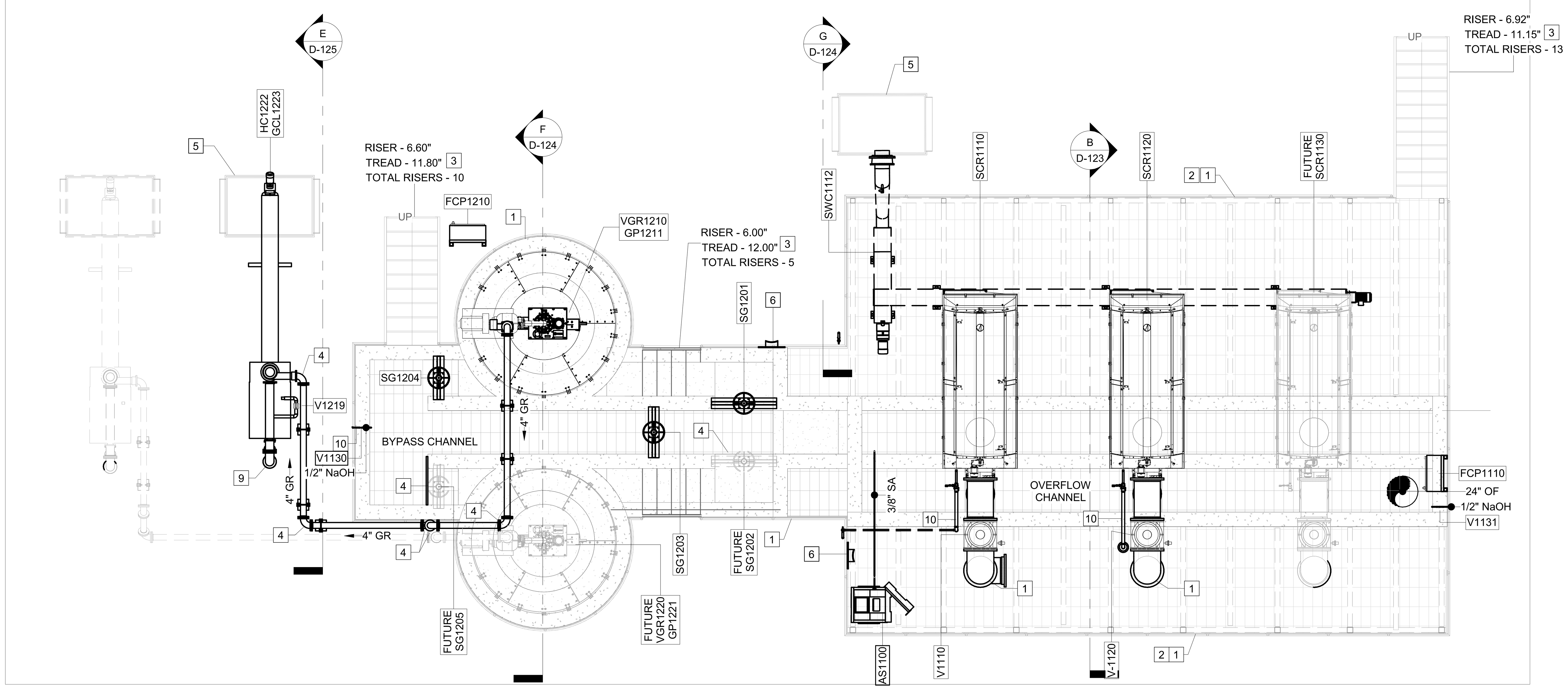
1C D-121 **PLAN**
SCALE: 3/16" = 1'-0"

Autodesk Docs://CATL230033 - Commerce/CATL230033 - Commerce.rvt
3/19/2025 6:36:53 PM

This drawing is and shall remain the property of Goodwyn, Mills and Cawood, Inc. (GMC) and Goodwyn Mills Cawood LLC (GMC). Unauthorized use of any kind including use on other projects is prohibited. In the event that a conflict arises between the sealed drawings and the electronic files, the sealed drawings will govern.

KEY NOTES: [#]

1. 3'-6" ALUMINUM DOUBLE HANDRAIL W/ KICK PLATE
2. ELEVATED PLATFORM. SEE STRUCTURAL
3. METAL STAIRS W/ STAIR HAND RAILING
4. BULKHEAD PLATE. SEE STRUCTURAL
5. DUMPSTER BY OWNER
6. HOSE RACK
7. FROST PROOF YARD HYDRANT
8. 4" FL 90° BEND
9. 6" FL 90° BEND
10. INSULATE AND HEAT TRACE ABOVE GROUND NaOH AND RUW PIPING



1D
D-122
PLAN
SCALE: 3/16" = 1'-0"

Autodesk Docs://CATL230033 - Commerce/CATL230033 - Commerce.rvt
3/19/2025 6:37:24 PM

GMC

6120 Powers Ferry Road NW, Suite 200
Atlanta, GA 30339
T 770.952.2481

STATE OF GEORGIA CERTIFICATE OF AUTHORIZATION
GOODWYN MILLS CAWOOD, LLC
No.PEF007898
Exp.06.30.2026

ISSUE	DATE
30% Submittal	05.30.2024
60% Submittal	08.29.2024
90% Submittal	11.27.2024
Bid Set	03.19.2025
Conformed Set	
Project Manager:	CW
Engineer:	GS
Designer:	GS
Drawn By:	HKD/CE

COMMERCE 2.0 MGD
GROVE CREEK WPCP
COMMERCE, GA

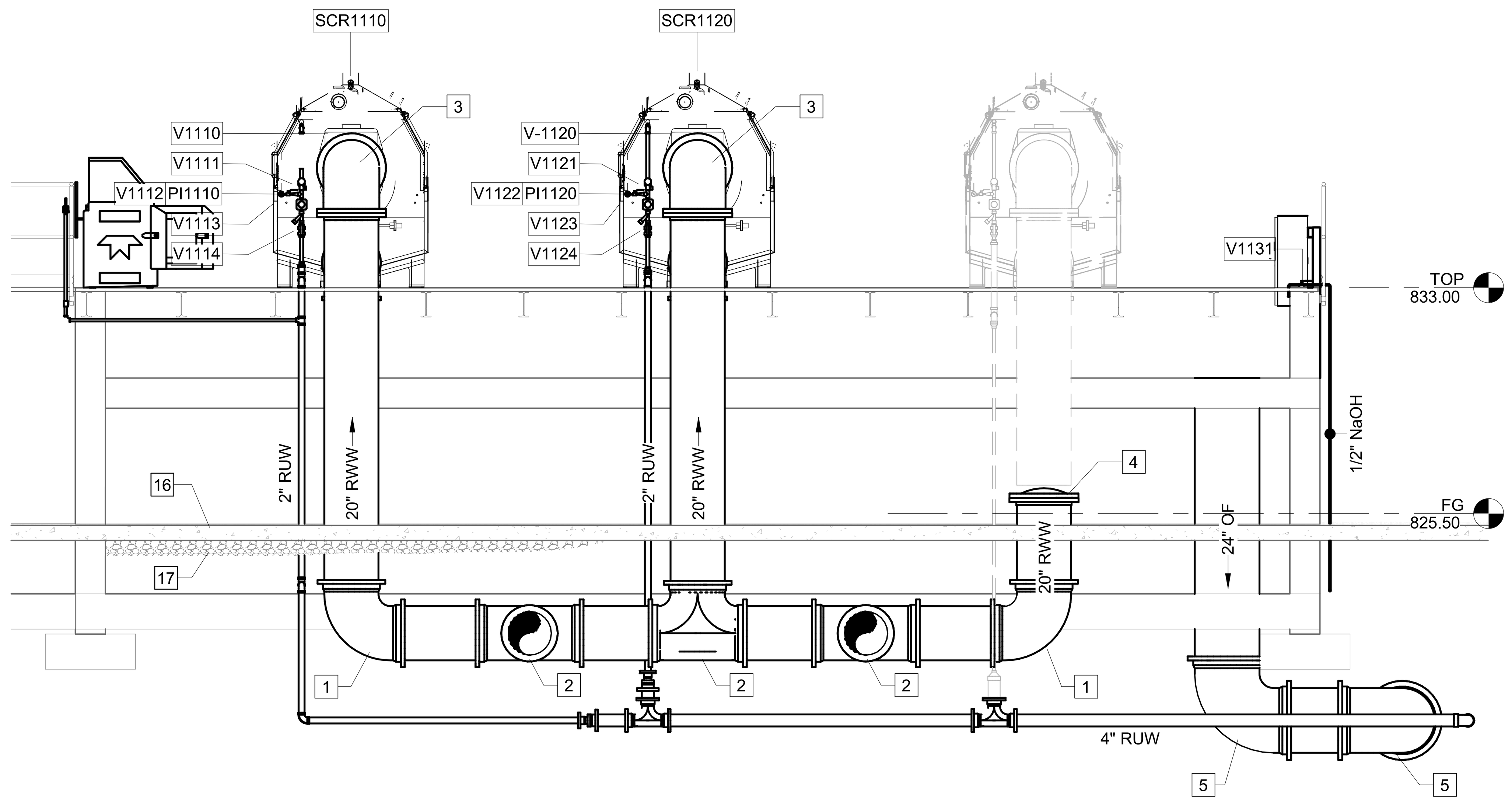
CATL230033

GEORGIA REGISTERED PROFESSIONAL ENGINEER
No. PE051452
Graham Sizemore
03.19.2025
GRAHAM S. SIZEMORE

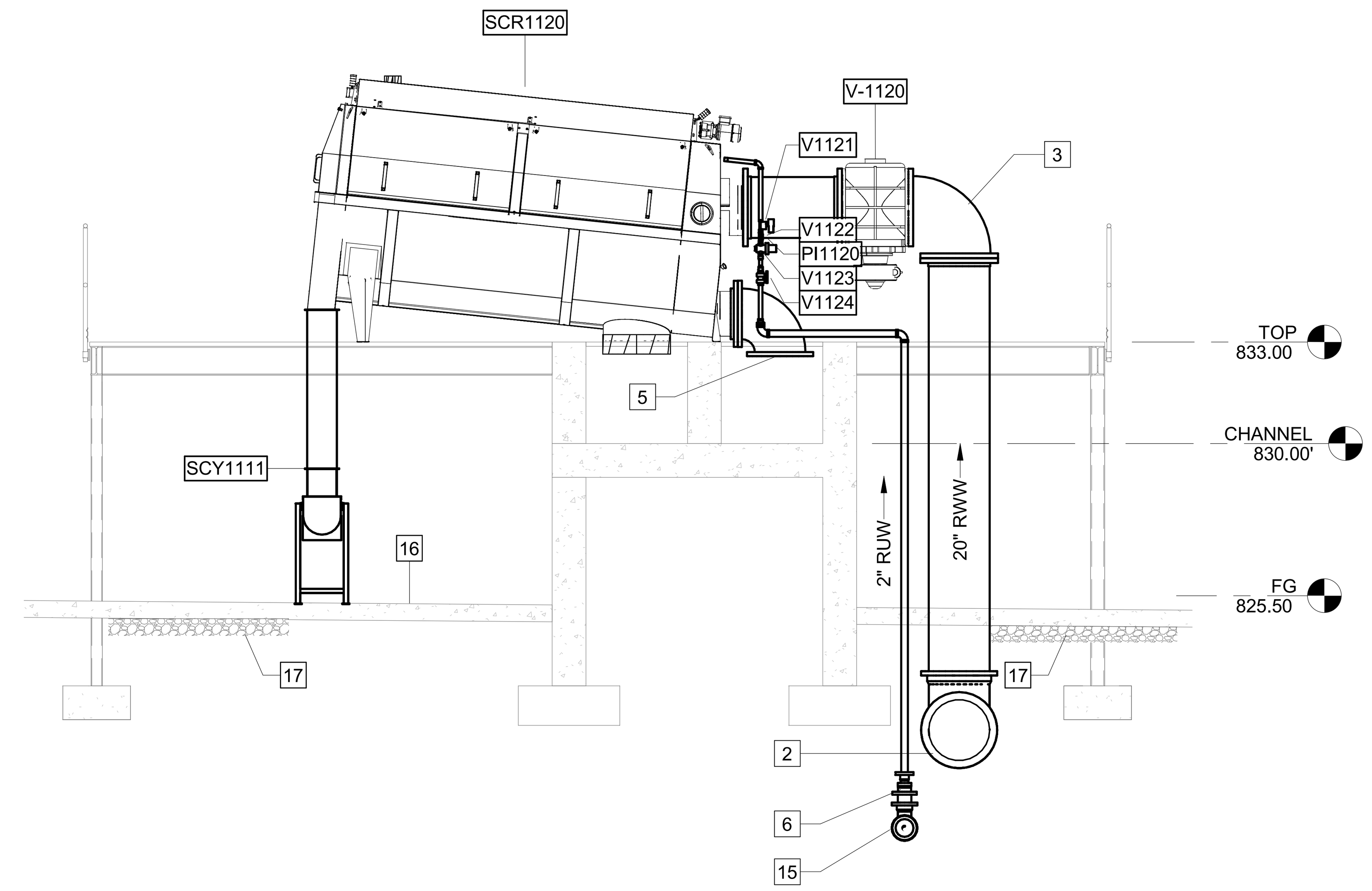
HEADWORKS - UPPER PLAN

D-122

This drawing is and shall remain the property of Goodwyn, Mills and Cawood, Inc. (GMC) and Goodwyn Mills Cawood LLC (GMC). Unauthorized use of any kind including use on other projects is prohibited. In the event that a conflict arises between the sealed drawings and the electronic files, the sealed drawings will govern.



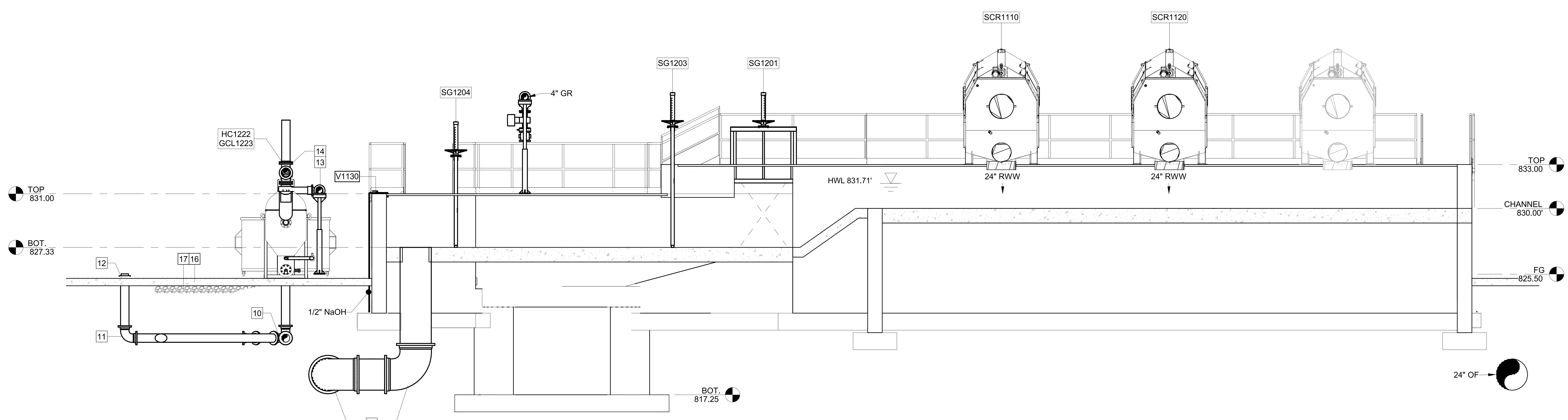
A **SECTION**
SCALE: 1/4" = 1'-0"



B D-121 **SECTION**
SCALE: 1/4" = 1'-0"

KEY NOTES: #

1. 20" MJ 90° BEND
2. 20" MJ TEE
3. 20" FL 90° BEND
4. 20" FL BLIND
5. 24" MJ 90° BEND
6. 4" MJ TEE WITH PLUG, TAPPED 2" FOR RUW FEED TO SCREEN
7. 4" x 2" MJ REDUCER
8. 4" MJ TEE
9. 6" MJ TEE
10. 6" MJ WYE
11. 6" MJ 90° BEND
12. GRATE DRAIN STANDARD
13. 4" FL 90° BEND
14. 6" FL TEE
15. COUPLING/ADAPTER. TRANSITION FROM 4" D.I. TO 2" PVC
16. 6" CONCRETE PAVEMENT, #4 REBAR @ 12" O.C. EACH WAY, 3" CLEARANCE AT BOTTOM
17. 6" #57 STONE.



C **SECTION**
SCALE: 1/4" = 1'-0"

Autodesk Docs://CATL230033 - Commerce/CATL230033 - Commerce.rvt
3/19/2025 6:58:27 PM

GMC
6120 Powers Ferry Road NW, Suite 200
Atlanta, GA 30339
T 770.952.2481

STATE OF GEORGIA CERTIFICATE OF AUTHORIZATION GOODWYN MILLS CAWOOD, LLC No. PEF007898 Exp.06.30.2026

1" .5" 0" 1"

ISSUE	DATE
30% Submittal	05.30.2024
60% Submittal	08.29.2024
90% Submittal	11.27.2024
Bid Set	03.19.2025
Conformed Set	
Project Manager:	CW
Engineer:	GS
Designer:	GS
Drawn By:	HKD/CE

COMMERCE 2.0 MGD
GROVE CREEK WPCP
COMMERCE, GA

CATL230033

GEORGIA REGISTERED No. PE051452 PROFESSIONAL 03.19.2025 ENGINEER GRAHAM S. SIZEMORE

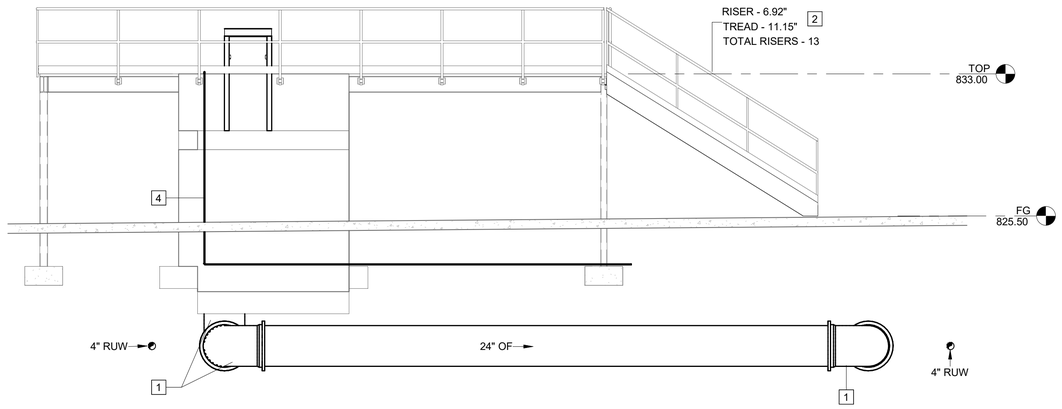
HEADWORKS - SECTIONS

D-123

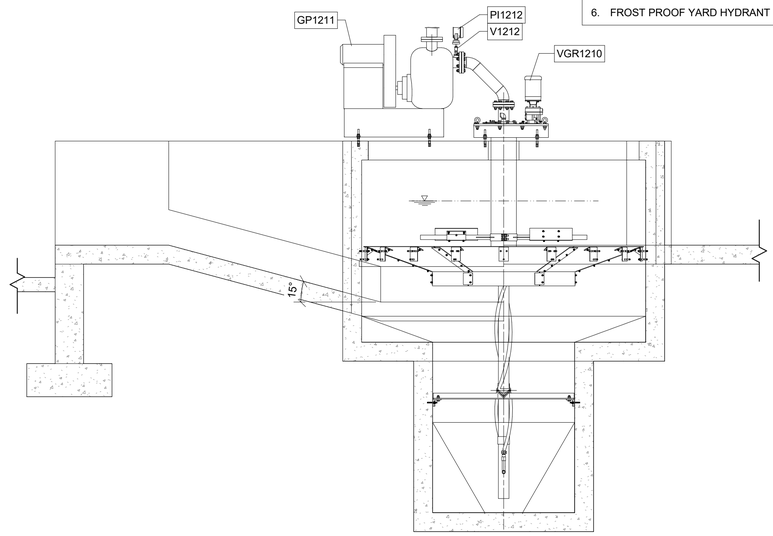
This drawing is and shall remain the property of Goodwyn, Mills and Cawood, Inc. (GMC) and Goodwyn Mills Cawood LLC (GMC). Unauthorized use of any kind including use on other projects is prohibited. In the event that a conflict arises between the sealed drawings and the electronic files, the sealed drawings will govern.

KEY NOTES: #

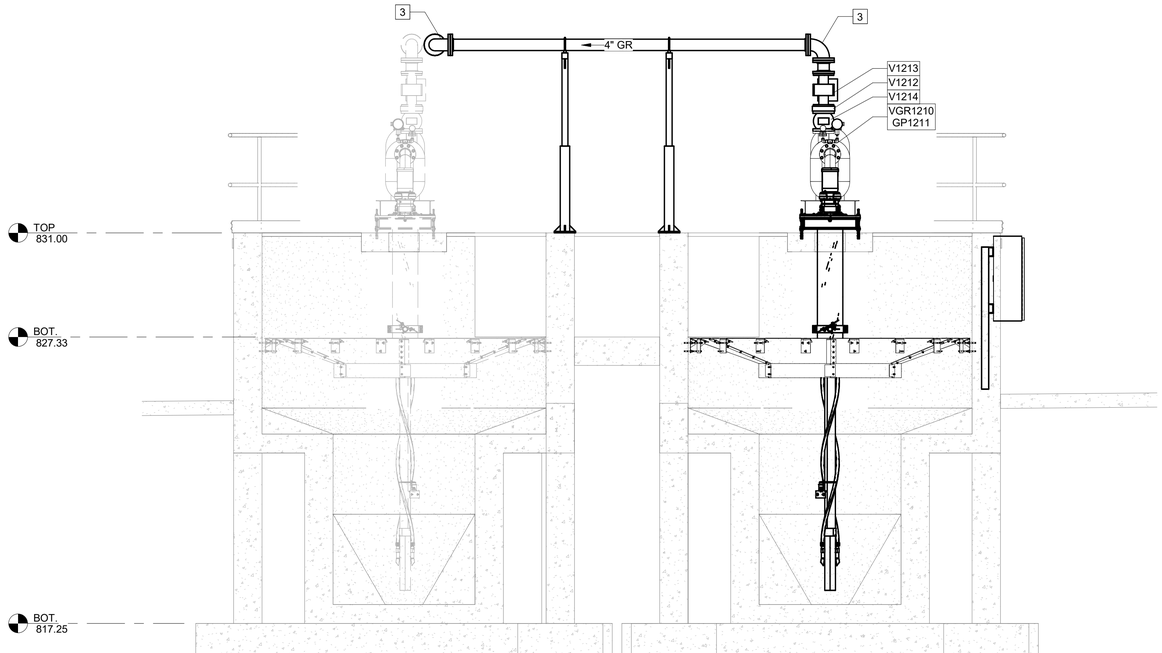
1. 24" MJ 90° BEND
2. METAL STAIRS W/ STAIR HAND RAILING
3. 4" FL 90° BEND
4. INSULATE AND HEAT TRACE ABOVE GROUND NaOH PIPING
5. DUMPSTER BY OWNER
6. FROST PROOF YARD HYDRANT



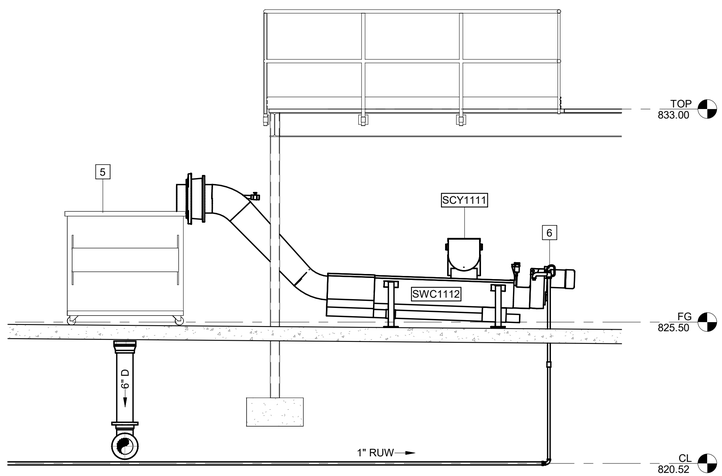
D SECTION
SCALE: 1/4" = 1'-0"



E SECTION
D-121 SCALE: 3/8" = 1'-0"



F SECTION
D-121 SCALE: 3/8" = 1'-0"



G Section 123
D-121 SCALE: 3/8" = 1'-0"

GMC
6120 Powers Ferry Road NW, Suite 200
Atlanta, GA 30339
T 770.952.2481

STATE OF GEORGIA
GOODWYN MILLS CAWOOD, LLC
No. PE051452
Exp.06.30.2026
CERTIFICATE OF AUTHORIZATION

1" 0" .5" 1"

ISSUE	DATE	
30% Submittal	05.30.2024	
60% Submittal	08.29.2024	
90% Submittal	11.27.2024	
Bid Set	03.19.2025	
Conformed Set		CW
Project Manager:		GS
Engineer:		GS
Designer:		HKD/CE
Drawn By:		

COMMERCE 2.0 MGD
GROVE CREEK WPCP
COMMERCE, GA

CATL230033

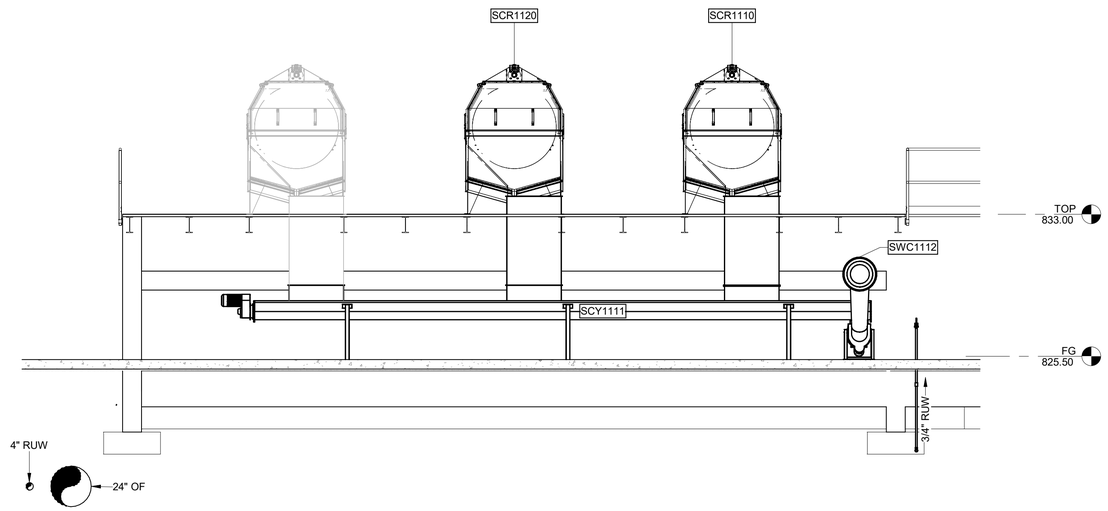
GEORGIA REGISTERED
No. PE051452
PROFESSIONAL
03.19.2025
ENGINEER
GRAHAM S. SIZEMORE

HEADWORKS - SECTIONS

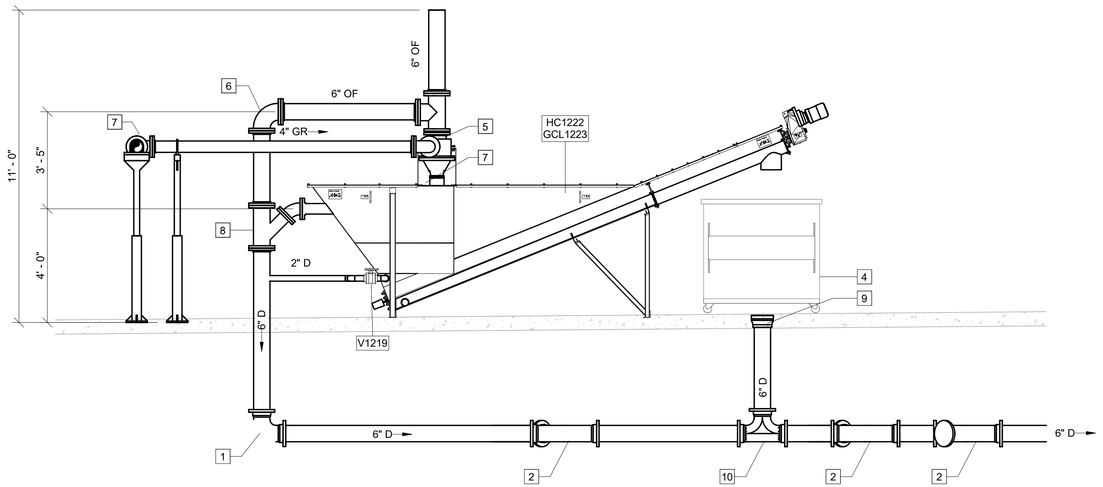
D-124

Autodesk Docs://CATL230033 - Commerce/CATL230033 - Commerce.rvt
3/19/2025 6:58:40 PM

This drawing is and shall remain the property of Goodwyn, Mills and Cawood, Inc. (GMC) and Goodwyn Mills Cawood LLC (GMC). Unauthorized use of any kind including use on other projects is prohibited. In the event that a conflict arises between the sealed drawings and the electronic files, the sealed drawings will govern.



G SECTION
SCALE: 1/4" = 1'-0"



E SECTION
D-121 SCALE: 3/8" = 1'-0"

KEY NOTES: #

1. 6" MJ 90° BEND
2. 6" MJ WYE
3. 6" MJ TEE
4. DUMPSTER
5. 6" FL TEE
6. 6" FL 90° BEND
7. 4" FL 90° BEND
8. 4" FL WYE
9. STANDARD GRATE DRAIN

GMC
6120 Powers Ferry Road NW, Suite 200
Atlanta, GA 30339
T 770.952.2481

STATE OF GEORGIA
GOODWYN MILLS CAWOOD, LLC
CERTIFICATE OF AUTHORIZATION
Exp.06.30.2026

1" 0" .5" 1"

ISSUE	DATE	
30% Submittal	05.30.2024	
60% Submittal	08.29.2024	
90% Submittal	11.27.2024	
Bid Set	03.19.2025	
Conformed Set		CW
Project Manager:		GS
Engineer:		GS
Designer:		HKD/CE
Drawn By:		

COMMERCE 2.0 MGD
GROVE CREEK WPCP
COMMERCE, GA

CATL230033

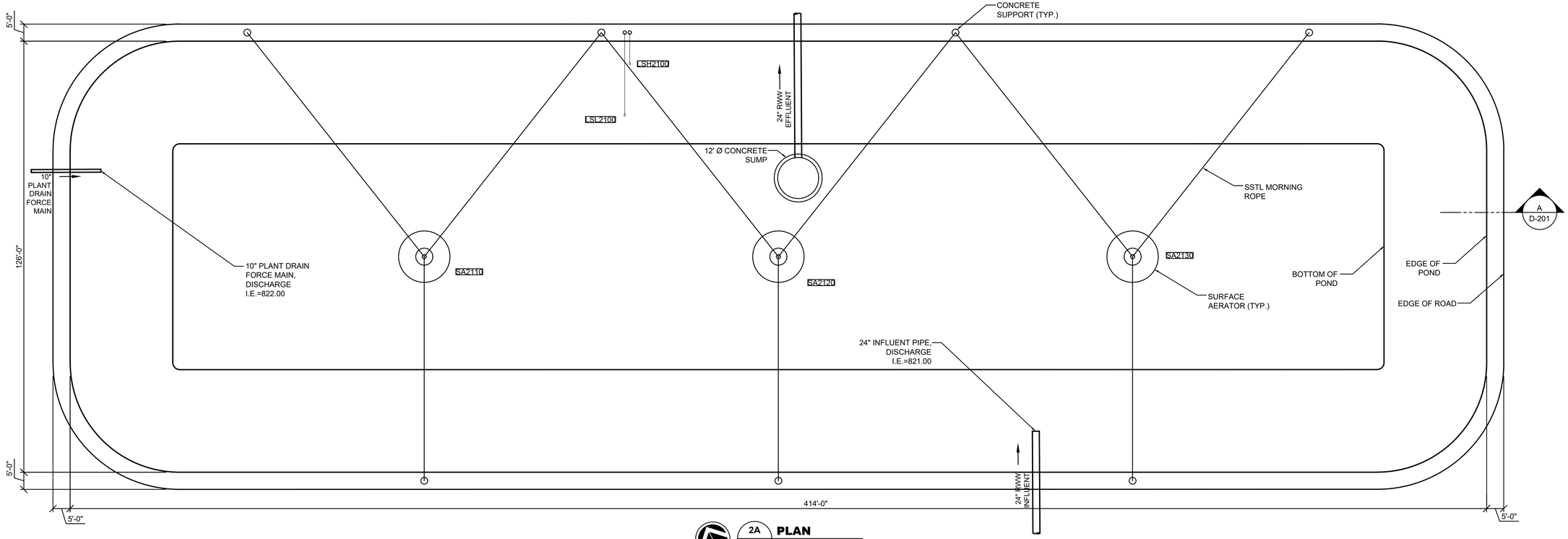
GEORGIA REGISTERED
No. PE051452
PROFESSIONAL
ENGINEER
GRAHAM S. SIZEMORE
03.19.2025

HEADWORKS - SECTIONS

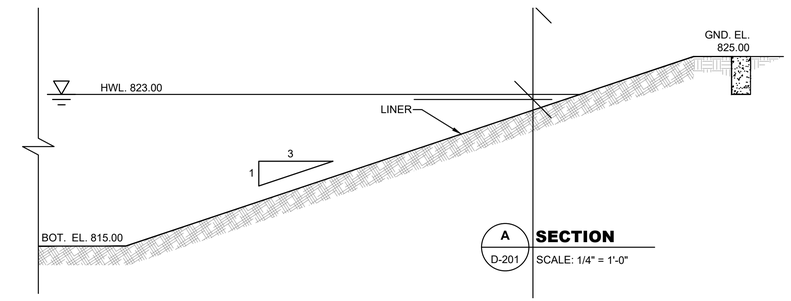
D-125

Autodesk Docs://CATL230033 - Commerce/CATL230033 - Commerce.rvt
3/19/2025 7:21:06 PM

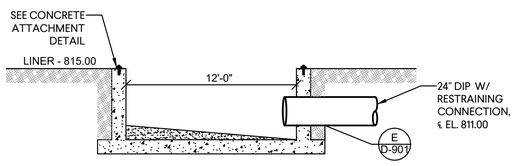
This drawing is and shall remain the property of Goodwyn, Mills and Cawood, Inc. (GMC) and Goodwyn Mills Cawood LLC (GMC). Unauthorized use of any kind including use on other projects is prohibited. In the event that a conflict arises between the sealed drawings and the electronic files, the sealed drawings will govern.



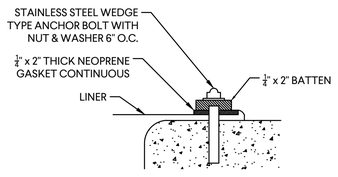
2A / D-201 PLAN
SCALE: 1/16" = 1'-0"



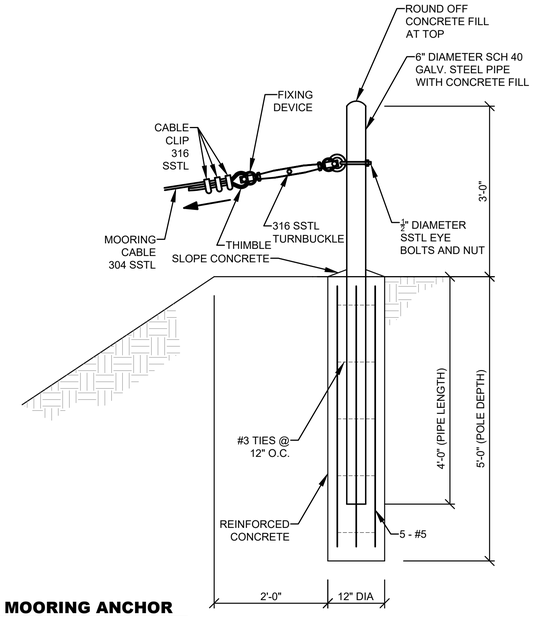
A / D-201 SECTION
SCALE: 1/4" = 1'-0"



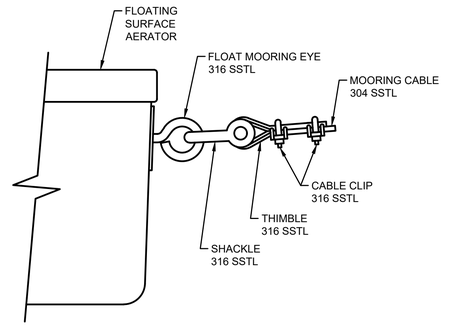
01 / D-201 CONCRETE SUMP DETAIL
SCALE: 3/16" = 1'-0"



02 / D-201 CONCRETE ATTACHMENT
SCALE: N.T.S.



03 / D-201 MOORING ANCHOR
SCALE: 3/4" = 1'-0"



04 / D-201 DETAIL - FLOAT MOORING DETAIL
SCALE: NOT TO SCALE

GMC
6120 Powers Ferry Road NW, Suite 200
Atlanta, GA 30339
T 770.952.2481

GOODWYN MILLS CAWOOD LLC
No. PE001788S
Exp.06.30.2026
STATE OF GEORGIA
CERTIFICATE OF AUTHORIZATION

1" 0" 5" 1"

ISSUE	DATE
30% Submittal	05.30.2024
60% Submittal	08.29.2024
90% Submittal	11.27.2024
Bid Set	03.19.2025

Project Manager:	CW
Engineer:	GS
Designer:	GS
Drawn By:	

COMMERCE 2.0 MGD
GROVE CREEK WPCP
COMMERCE, GA

CATL230033

GEORGIA REGISTERED No. PE051452 PROFESSIONAL ENGINEER GRAHAM S. SIZEMORE 03.19.2025

EQUALIZATION BASIN PLAN, SECTION, & DETAILS

D-201

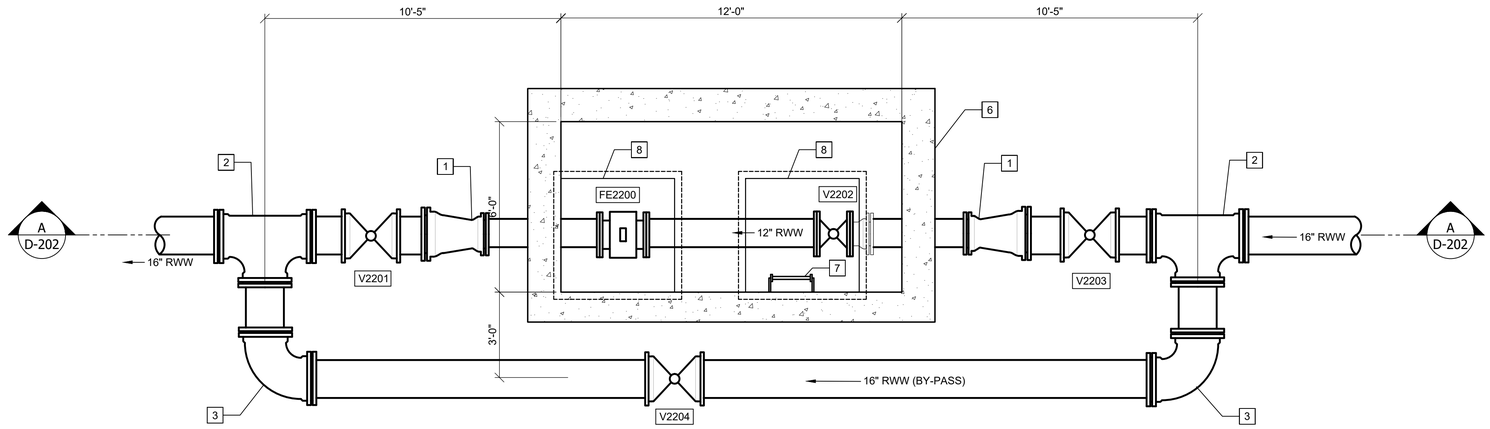
DRAWING FILE: C:\Users\GSIZEM~1\AppData\Local\Temp\AcPublish_29044\D-201EQ-Basin.dwg
PLOTTED: Mar 19, 2025 - 2:05pm

This drawing is and shall remain the property of Goodwyn, Mills and Cawood, Inc. (GMC) and Goodwyn Mills Cawood LLC (GMC). Unauthorized use of any kind including use on other projects is prohibited. In the event that a conflict arises between the sealed drawings and the electronic files, the sealed drawings will govern.

KEY NOTES: [#]

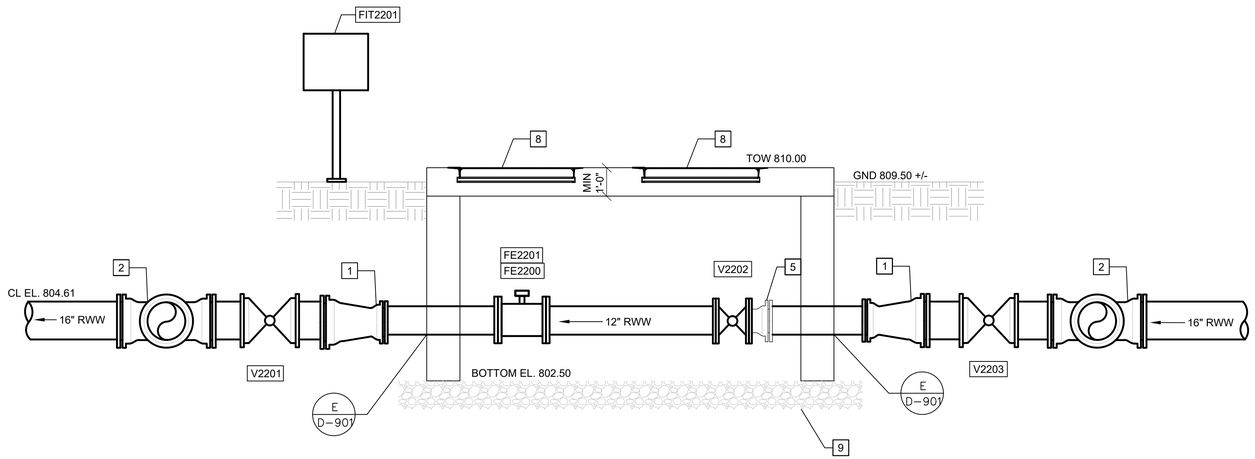
ALL CONNECTIONS SHALL BE RESTRAINED

1. 12" X 16" MJ REDUCER
2. 16" MJ TEE
3. 16" MJ 90° BEND
4. FLEXIBLE COUPLING W/ TIE RODS
5. 12" COUPLING JOINT
6. 12'-0" X 6'-0" PRE-CAST CONCRETE VALVE VAULT
7. ACCESS STEPS
8. 48" X 48" ALUMINUM HATCH
9. MIN 6" #57 STONE BASE



2B / D-211 **PLAN**

SCALE: 3/8" = 1'-0"



A / D-211 **SECTION**

SCALE: 3/8" = 1'-0"

GMC
6120 Powers Ferry Road NW, Suite 200
Atlanta, GA 30339
T 770.952.2481

GEORGIA REGISTERED No. PE051452 PROFESSIONAL ENGINEER GRAHAM S. SIZEMORE 03.19.2025

1" 0" 5" 1"

ISSUE	DATE	
30% Submittal	05.30.2024	
60% Submittal	08.29.2024	
90% Submittal	11.27.2024	
Bid Set	03.19.2025	
Project Manager:		CW
Engineer:		GS
Designer:		GS
Drawn By:		GS

COMMERCE 2.0 MGD
GROVE CREEK WPCP
COMMERCE, GA

CATL230033

GEORGIA REGISTERED No. PE051452 PROFESSIONAL ENGINEER GRAHAM S. SIZEMORE 03.19.2025

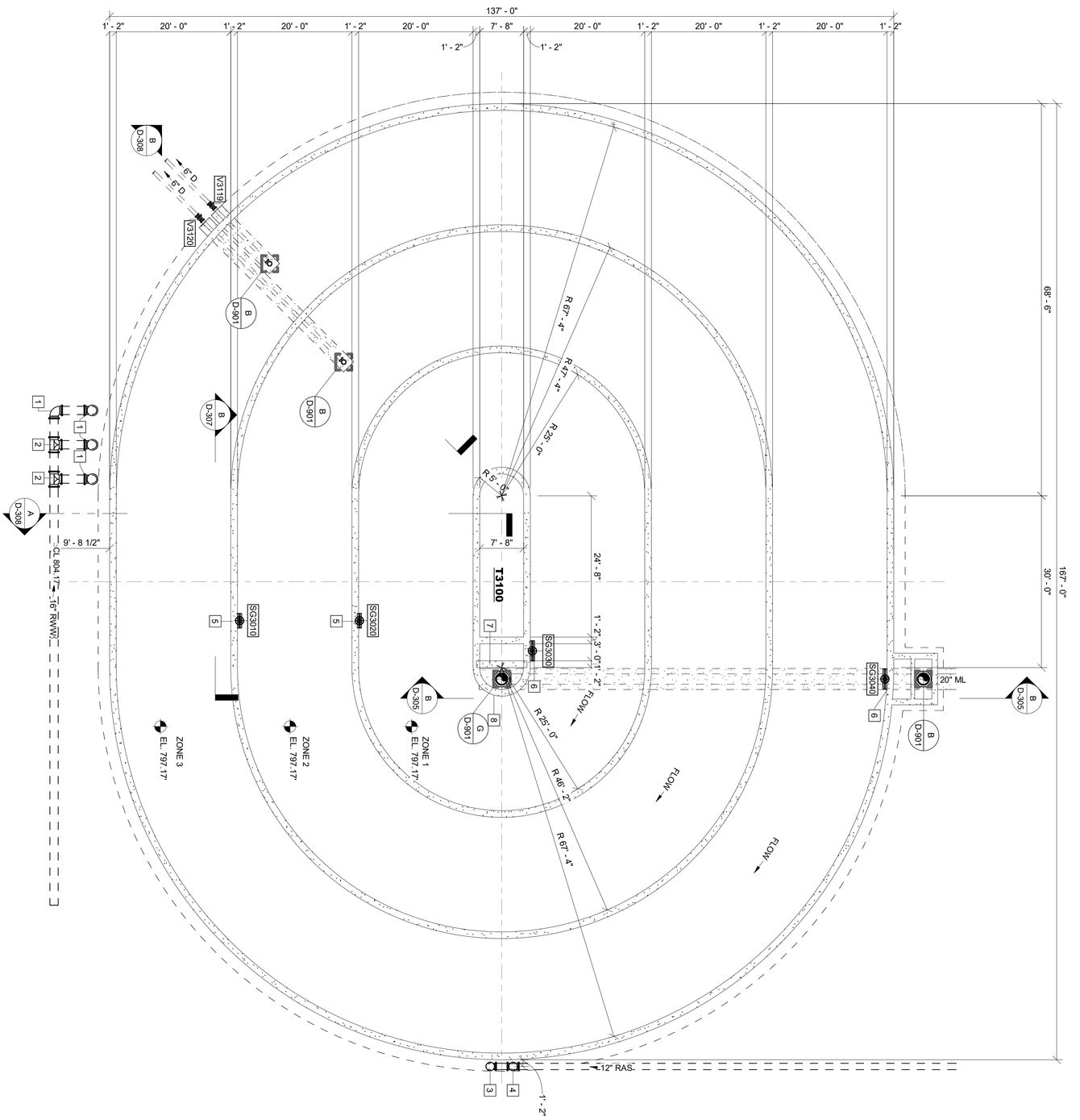
FLOW CONTROL VALVE PLAN & SECTION

D-211

This drawing is and shall remain the property of Goodwyn, Mills and Cawood, Inc. (GMC) and Goodwyn Mills Cawood LLC (GMC). Unauthorized use of any kind including use on other projects is prohibited. In the event that a conflict arises between the sealed drawings and the electronic files, the sealed drawings will govern.

DRAWING FILE: C:\Users\GSIZEM~1\AppData\Local\Temp\AcPublish_39044\D-211 Flow Control Vault.dwg
PLOTTED: Mar 19, 2025 - 2:05pm

3A D-301 **LOWER PLAN**
SCALE: 3/32" = 1'-0"



KEY NOTES: [#]

1. 16" MJ 90° BEND
2. 16" MJ TEE
3. 12" MJ 90° BEND
4. 12" MJ TEE
5. 54" X 24" TRANSFER PORT
6. 36" SQ. TRANSFER PORT
7. LOW WEIR
8. OVERFLOW WEIR

This drawing is and shall remain the property of Goodwyn, Mills and Cawood, Inc. (GMC) and Goodwyn Mills Cawood LLC (GMC). Unauthorized use of any kind including use on other projects is prohibited. In the event that a conflict arises between the sealed drawings and the electronic files, the sealed drawings will govern.

ORBAL AERATION - LOWER PLAN

D-301

COMMERCE 2.0 MGD
GROVE CREEK WPCP
COMMERCE, GA

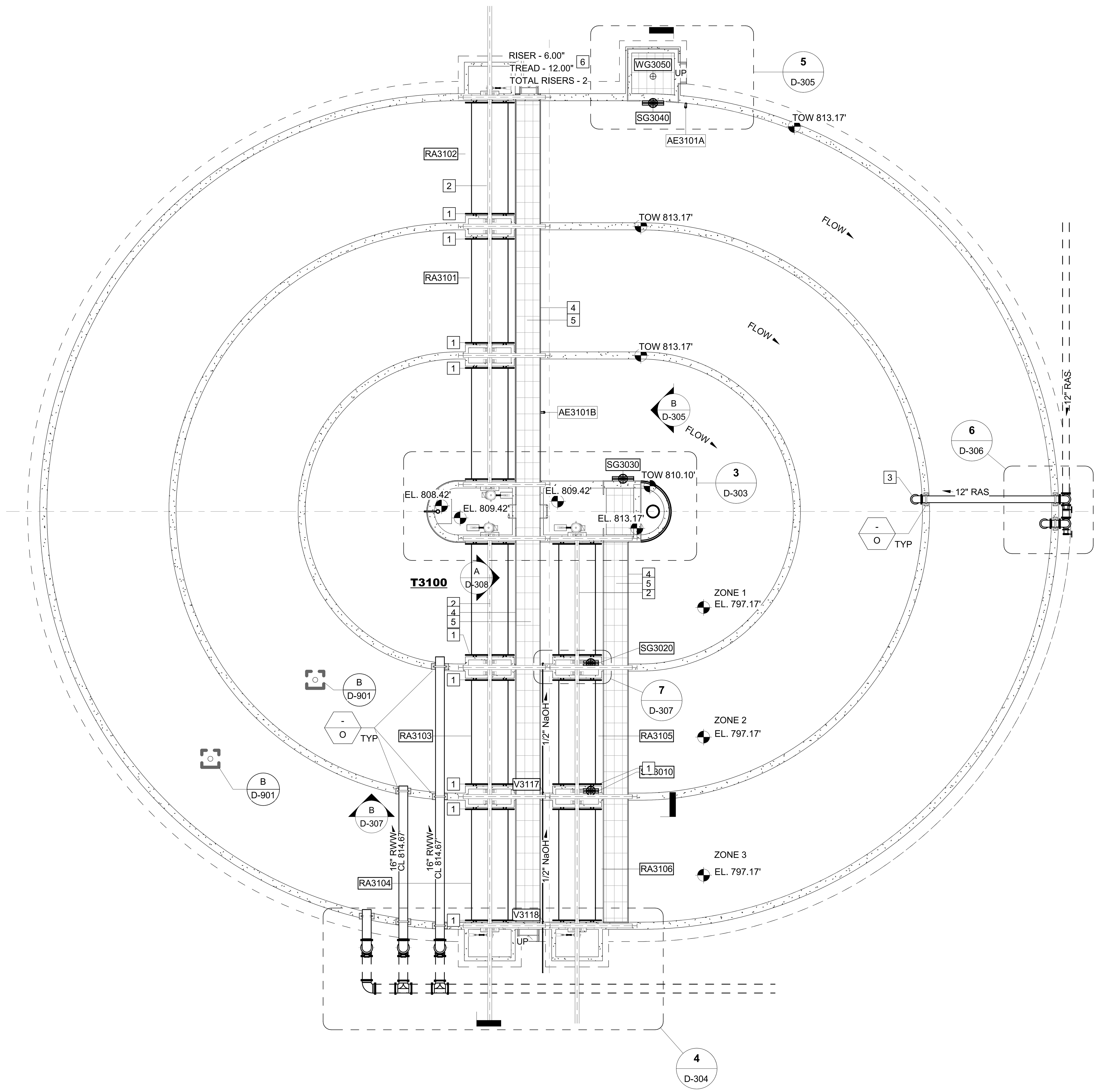
CATL230033

ISSUE	DATE
30% Submittal	05.30.2024
60% Submittal	08.29.2024
90% Submittal	11.27.2024
Bid Set	03.19.2025
Conformed Set	
Project Manager:	CW
Engineer:	GS
Designer:	GS
Drawn By:	HKD/CE

STATE OF GEORGIA GOODWYN MILLS CAWOOD, LLC No.PEF007898 Exp.06.30.2025 CERTIFICATE OF AUTHORIZATION

1" .5" 0" 1"

GMC
6120 Powers Ferry Road NW, Suite 200
Atlanta, GA 30339
T 770.952.2481



3B D-302 **UPPER PLAN**
SCALE: 3/32" = 1'-0"

KEY NOTES: #

1. SPLASH SHIELD
2. TROLLEY BEAM. SEE STRUCTURAL
3. 12" 90° FL BEND
4. 3' -6" ALUMINUM HANDRAILS W/ TOE PLATES
5. GRATING WALKWAY
6. PRECAST STAIRS W/ ALUMINUM HANDRAILS

GMC
6120 Powers Ferry Road NW, Suite 200
Atlanta, GA 30339
T 770.952.2481

STATE OF GEORGIA CERTIFICATE OF AUTHORIZATION GOODWYN, MILLS CAWOOD, LLC No. PEF007898 Exp.06.30.2026

ISSUE	DATE
30% Submittal	05.30.2024
60% Submittal	08.29.2024
90% Submittal	11.27.2024
Bid Set	03.19.2025
Conformed Set	
Project Manager:	CW
Engineer:	GS
Designer:	GS
Drawn By:	HKD/CE

COMMERCE 2.0 MGD
GROVE CREEK WPCP
COMMERCE, GA

CATL230033

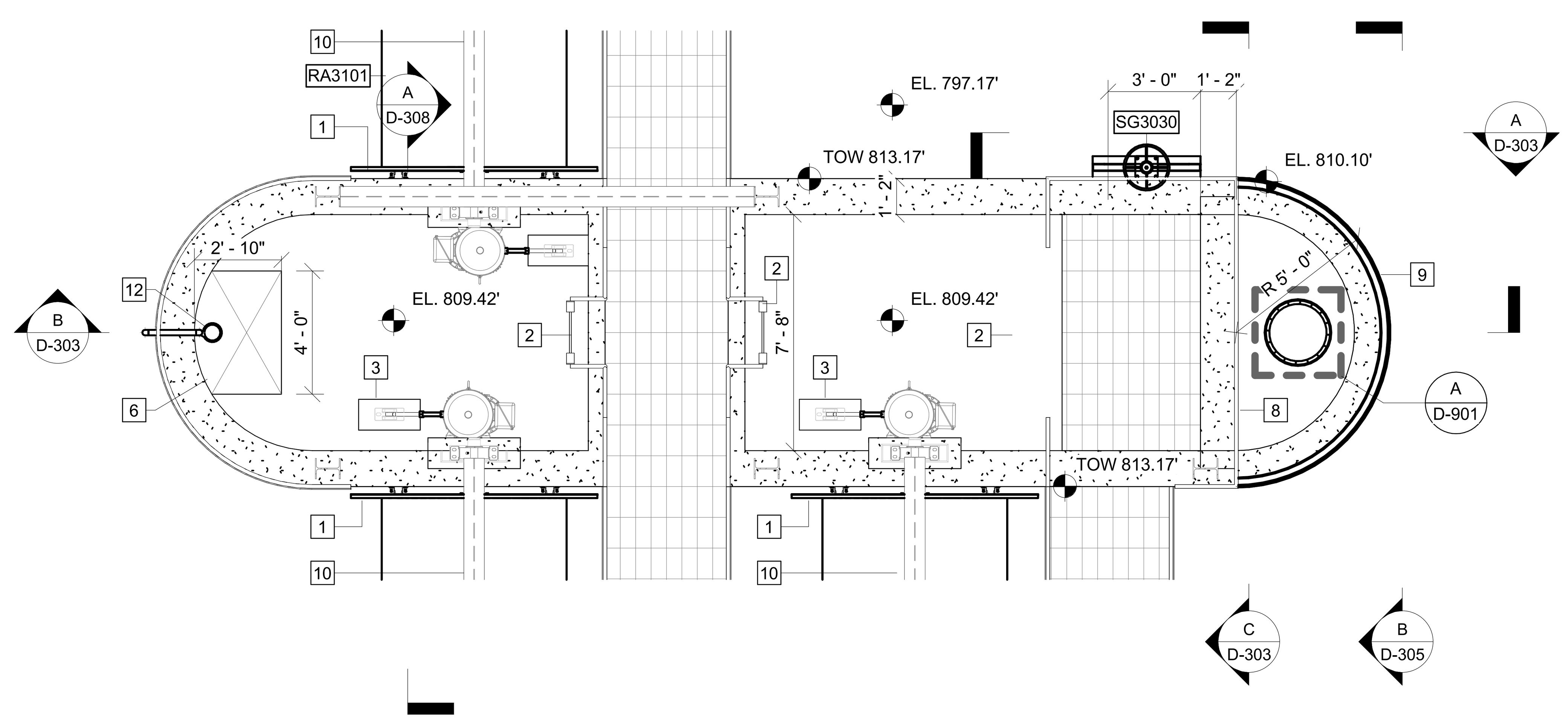
GEORGIA REGISTERED PROFESSIONAL ENGINEER No. PE051452 GRAHAM S. SIZEMORE 03.19.2025

ORBAL AERATION - UPPER PLAN

D-302

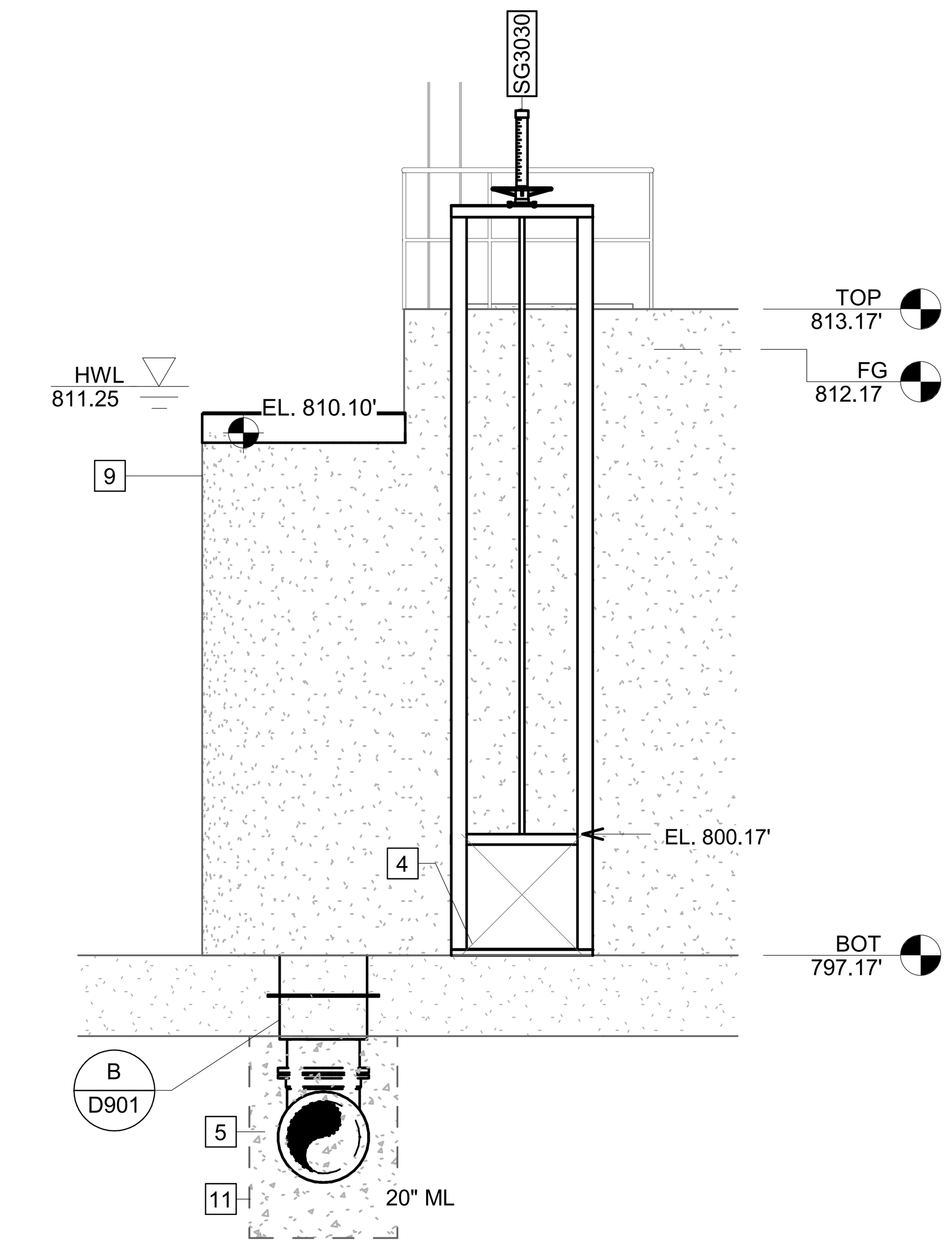
Autodesk Docs://CATL230033 - Commerce/CATL230033 - Commerce Orbal Basin.rvt
3/19/2025 6:02:47 PM

This drawing is and shall remain the property of Goodwyn, Mills and Cawood, Inc. (GMC) and Goodwyn Mills Cawood LLC (GMC). Unauthorized use of any kind including use on other projects is prohibited. In the event that a conflict arises between the sealed drawings and the electronic files, the sealed drawings will govern.



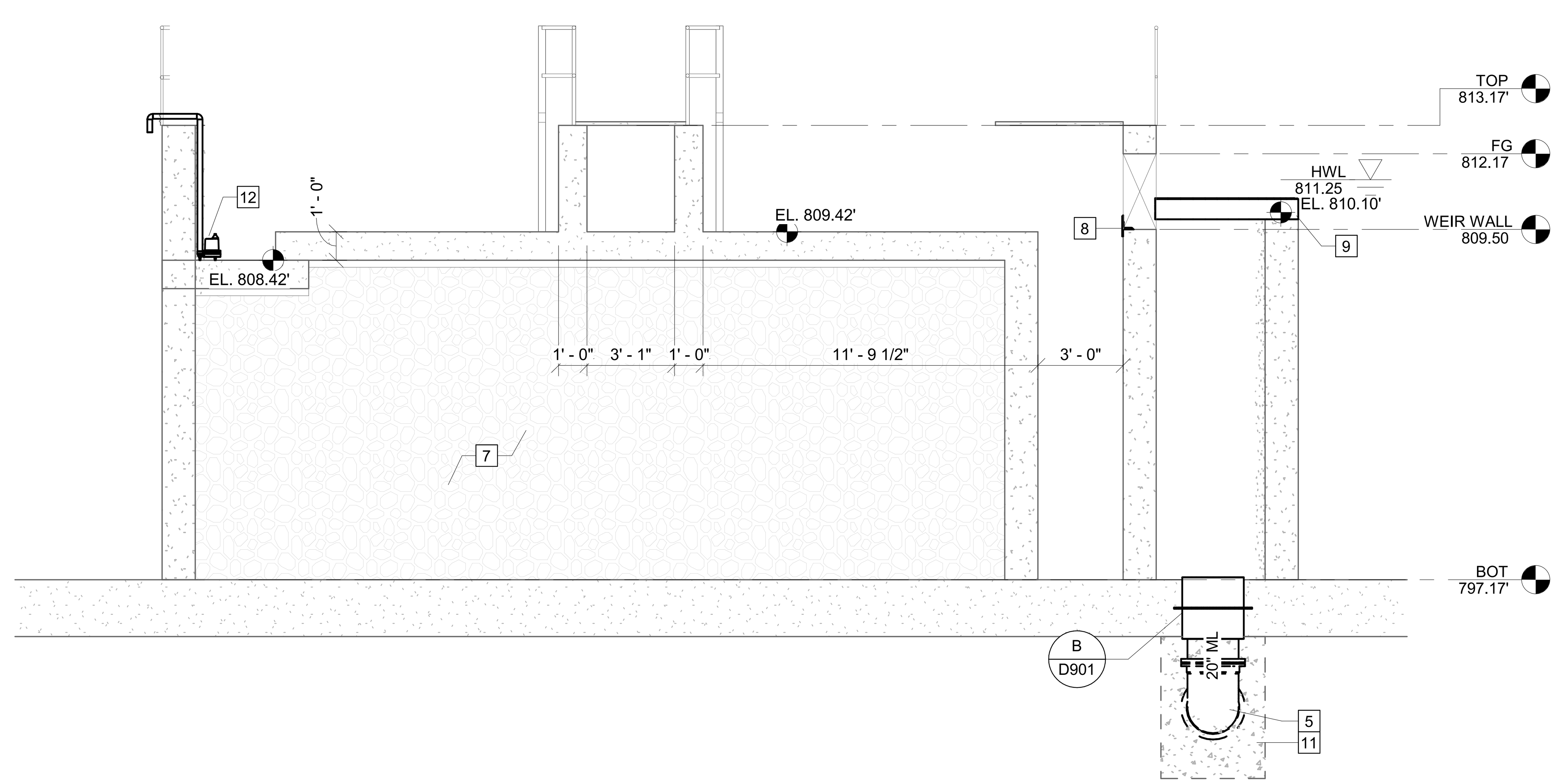
3 D-302 **CENTER ISLAND**

SCALE: 1/4" = 1'-0"



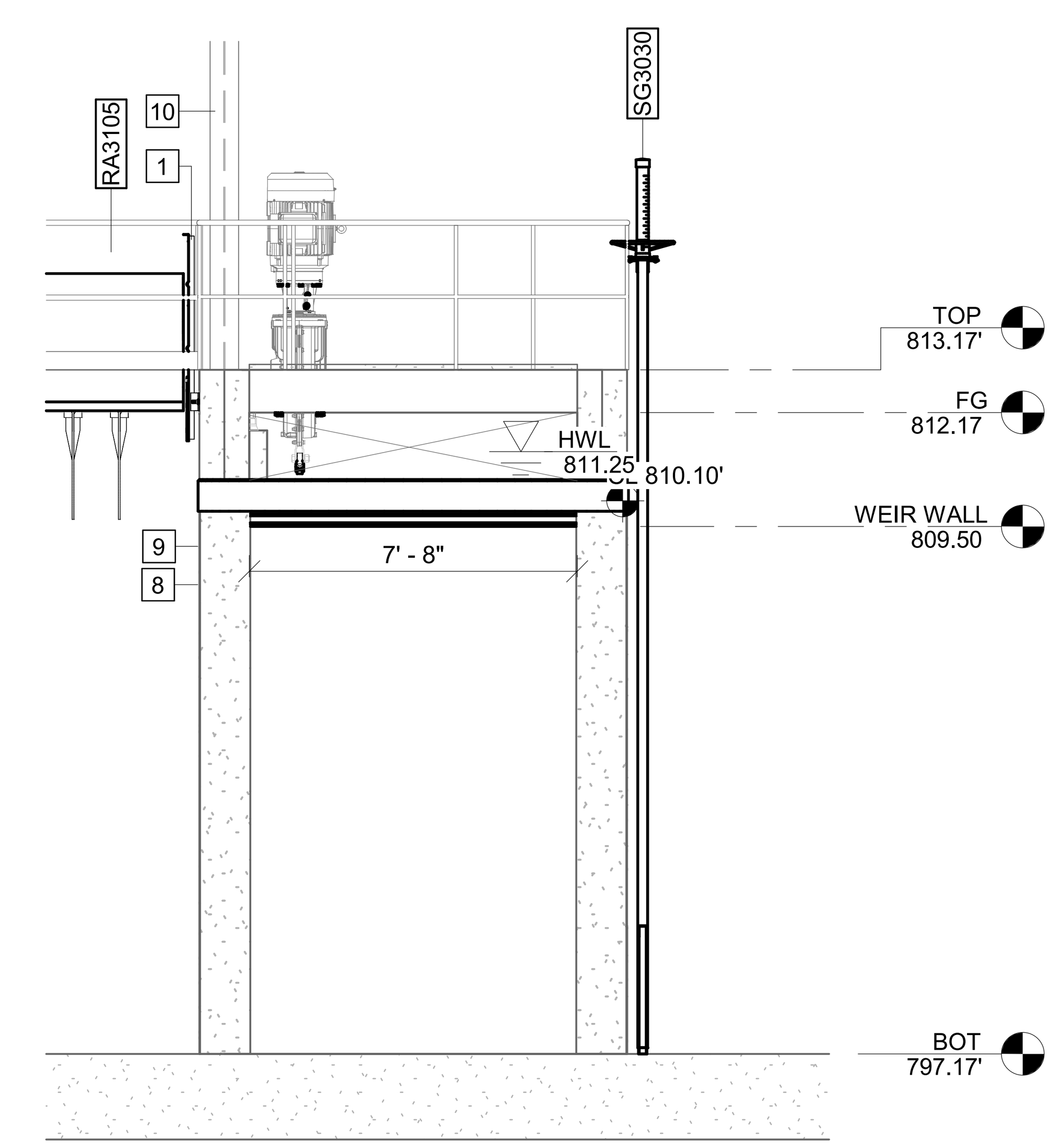
A D-303 **SECTION**

SCALE: 1/4" = 1'-0"



B D-303 **SECTION**

SCALE: 1/4" = 1'-0"



C D-303 **SECTION**

SCALE: 1/4" = 1'-0"

KEY NOTES: #

1. SPLASH SHIELD
2. 4' LADDER
3. 24" X 12" X 15" CONCRETE PEDESTAL FOR DRIVE SUPPORT
4. 36" SQ. TRANSFER PORT
5. 20" MJ 90° BEND
6. SUMP
7. FILL WITH #57 STONE
8. LOW WEIR
9. OVERFLOW WEIR
10. TROLLEY BEAM. SEE STRUCTURAL
11. CONCRETE ENCASEMENT
12. SUMP PUMP W/ ON/OFF FLOW SWITCH

GMC
6120 Powers Ferry Road NW, Suite 200
Atlanta, GA 30339
T 770.952.2481

STATE OF GEORGIA CERTIFICATE OF AUTHORIZATION GOODWYN MILLS CAWOOD, LLC No.PEF007898 Exp.06.30.2026

1" 0" .5" 1"

ISSUE	DATE
30% Submittal	05.30.2024
60% Submittal	08.29.2024
90% Submittal	11.27.2024
Bid Set	03.19.2025
Conformed Set	
Project Manager:	CW
Engineer:	GS
Designer:	GS
Drawn By:	HKD/CE

COMMERCE 2.0 MGD
GROVE CREEK WPCP
COMMERCE, GA

CATL230033

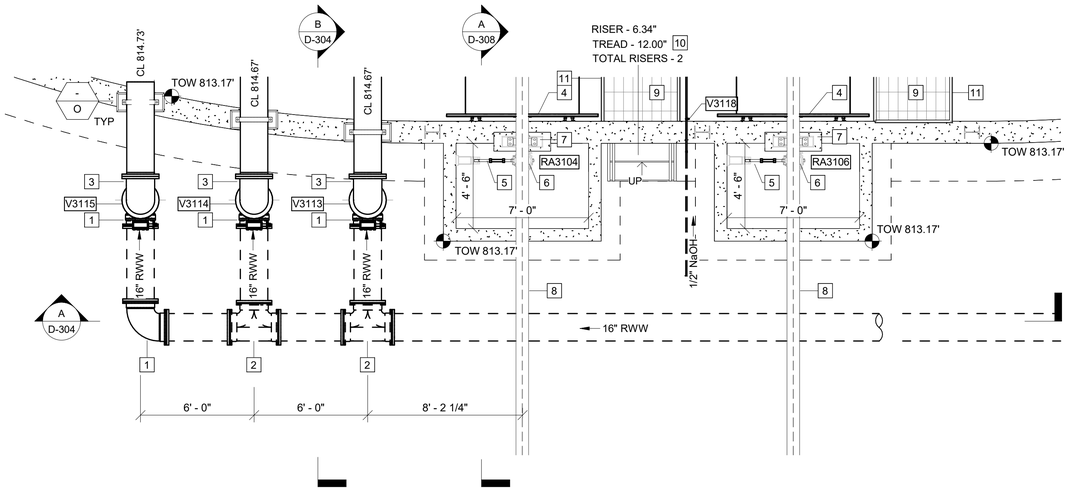
GEORGIA REGISTERED No. PE051452 PROFESSIONAL Graham Sizemore 03.19.2025 ENGINEER GRAHAM S. SIZEMORE

ORBAL AERATION - CENTER ISLAND PLAN AND SECTIONS

D-303

Autodesk Docs://CATL230033 - Commerce/CATL230033 - Commerce Orbal Basin.rvt
3/19/2025 6:02:54 PM

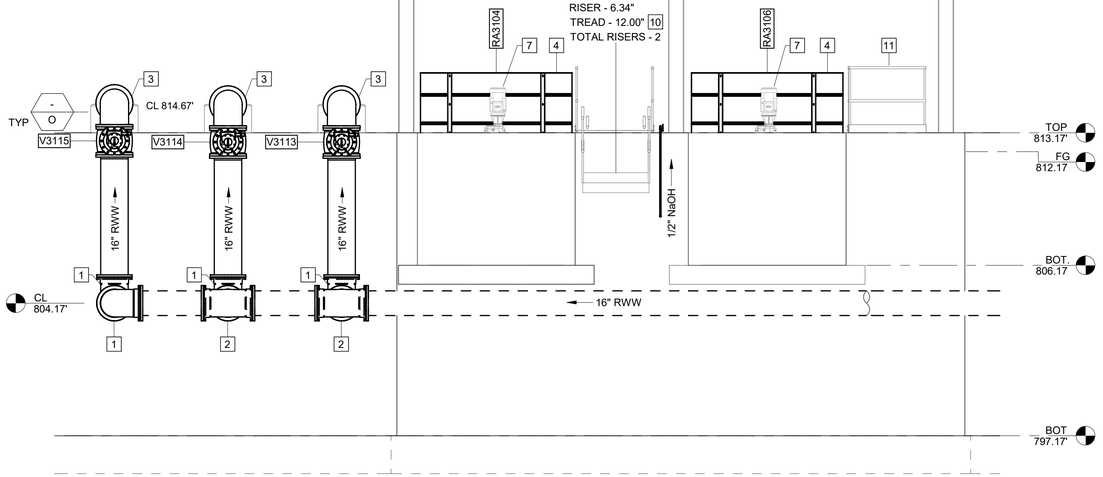
This drawing is and shall remain the property of Goodwyn, Mills and Cawood, Inc. (GMC) and Goodwyn Mills Cawood LLC (GMC). Unauthorized use of any kind including use on other projects is prohibited. In the event that a conflict arises between the sealed drawings and the electronic files, the sealed drawings will govern.



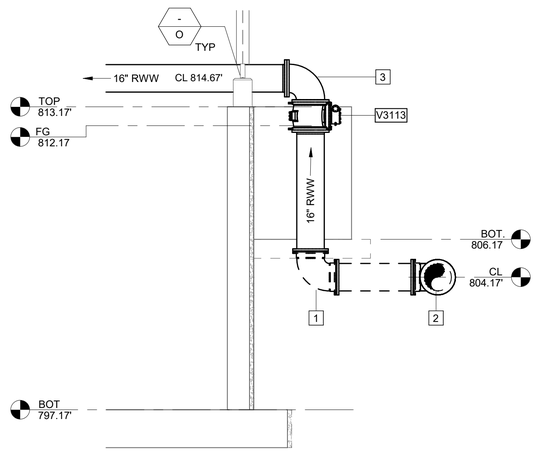
KEY NOTES: #

1. 16" MJ 90° BEND
2. 16" MJ TEE
3. 16" FL 90° BEND
4. SPLASH SHIELD
5. TORQUE ARM
6. DRIVE ASSEMBLY
7. 30HP DRIVE MOTOR
8. TROLLEY BEAM. SEE STRUCTURAL
9. GRATING
10. PRECAST STAIRS W/ ALUMINUM HANDRAILS
11. 3'-6" ALUMINUM HANDRAILS W/ TOE PLATES

4 INFLUENT PIPING
D-302 SCALE: 1/4" = 1'-0"



A SECTION
D-304 SCALE: 1/4" = 1'-0"



B SECTION
D-304 SCALE: 1/4" = 1'-0"

GMC
6120 Powers Ferry Road NW, Suite 200
Atlanta, GA 30339
T 770.952.2481

STATE OF GEORGIA — GOODWYN MILLS CAWOOD, LLC — CERTIFICATE OF AUTHORIZATION — Exp.06.30.2026

1" 0" .5" 1"

ISSUE	DATE	
30% Submittal	05.30.2024	
60% Submittal	08.29.2024	
90% Submittal	11.27.2024	
Bid Set	03.19.2025	
Conformed Set		CW
Project Manager:		GS
Engineer:		GS
Designer:		HKD/CE
Drawn By:		

COMMERCE 2.0 MGD
GROVE CREEK WPCP
COMMERCE, GA

CATL230033

GEORGIA REGISTERED No. PE051452 PROFESSIONAL ENGINEER GRAHAM S. SIZEMORE 03.19.2025

ORBAL AERATION - INFLUENT PIPING PLAN AND SECTIONS

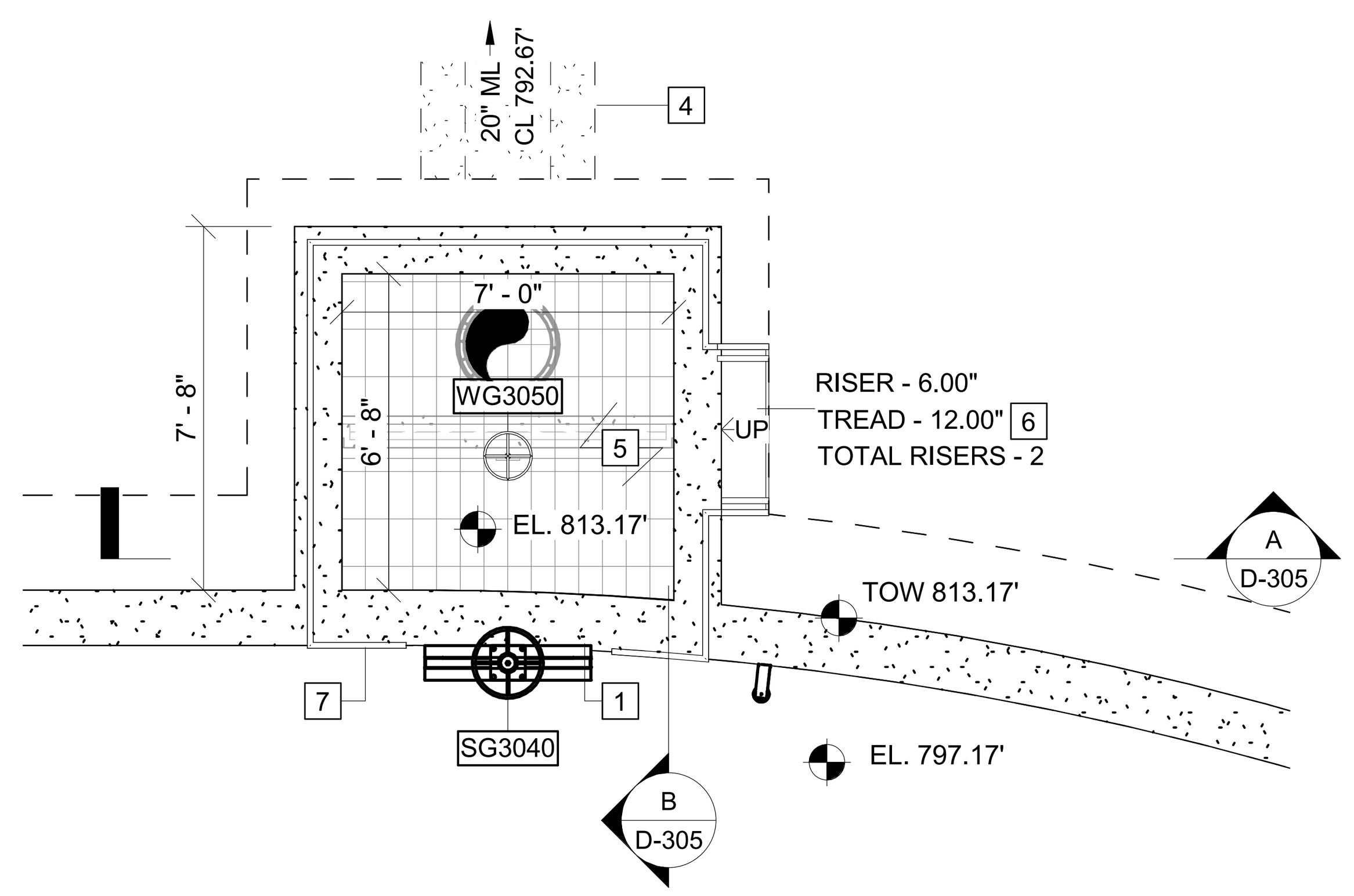
D-304

Autodesk Docs://CATL230033 - Commerce/CATL230033 - Commerce Orbal Basin.rvt
3/19/2025 6:02:57 PM

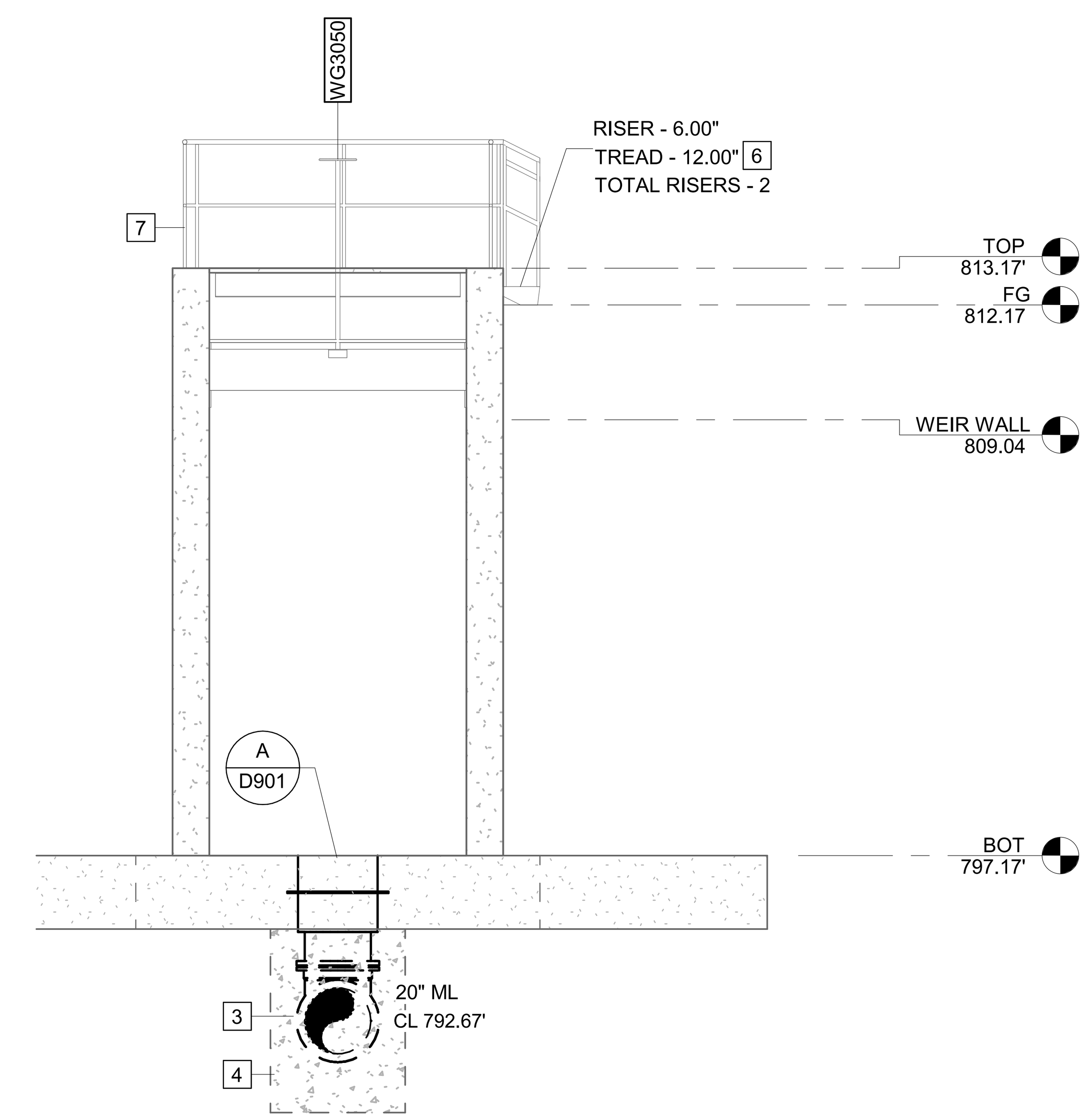
This drawing is and shall remain the property of Goodwyn, Mills and Cawood, Inc. (GMC) and Goodwyn Mills Cawood LLC (GMC). Unauthorized use of any kind including use on other projects is prohibited. In the event that a conflict arises between the sealed drawings and the electronic files, the sealed drawings will govern.

KEY NOTES: #

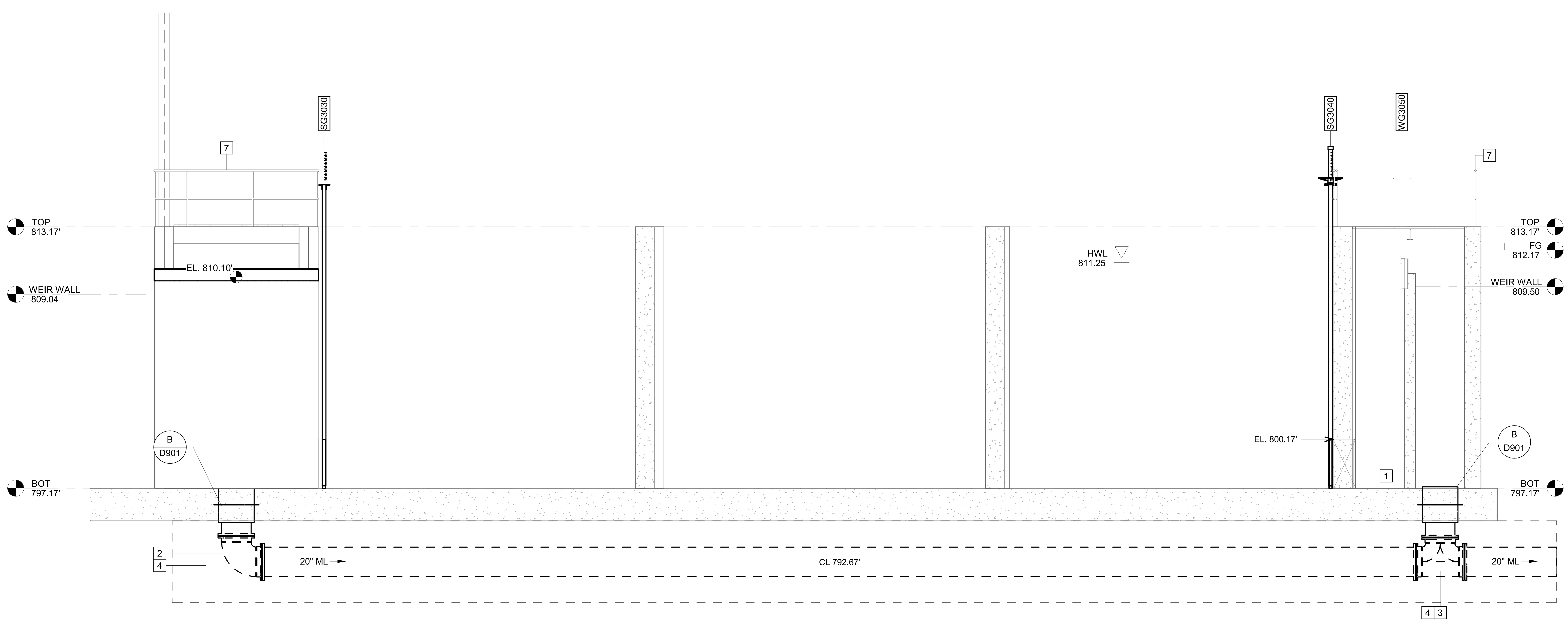
1. 36" SQ. TRANSFER PORT
2. 20" MJ 90° BEND
3. 20" MJ TEE
4. CONCRETE ENCASEMENT
5. GRATING
6. PRECAST STAIRS W/ ALUMINUM HANDRAILS
7. 3'-6" ALUMINUM HANDRAILS W/ TOE PLATES



5 / D-302 **EFFLUENT PIPING**
SCALE: 1/4" = 1'-0"



A / D-305 **SECTION**
SCALE: 1/4" = 1'-0"



B / D-301 **SECTION**
SCALE: 1/4" = 1'-0"

GMC
6120 Powers Ferry Road NW, Suite 200
Atlanta, GA 30339
T 770.952.2481

STATE OF GEORGIA CERTIFICATE OF AUTHORIZATION
GOODWYN MILLS CAWOOD, LLC
No. PEF007898
Exp. 06.30.2026

ISSUE	DATE
30% Submittal	05.30.2024
60% Submittal	08.29.2024
90% Submittal	11.27.2024
Bid Set	03.19.2025
Conformed Set	
Project Manager:	CW
Engineer:	GS
Designer:	GS
Drawn By:	HKD/CE

COMMERCE 2.0 MGD
GROVE CREEK WPCP
COMMERCE, GA

CATL230033

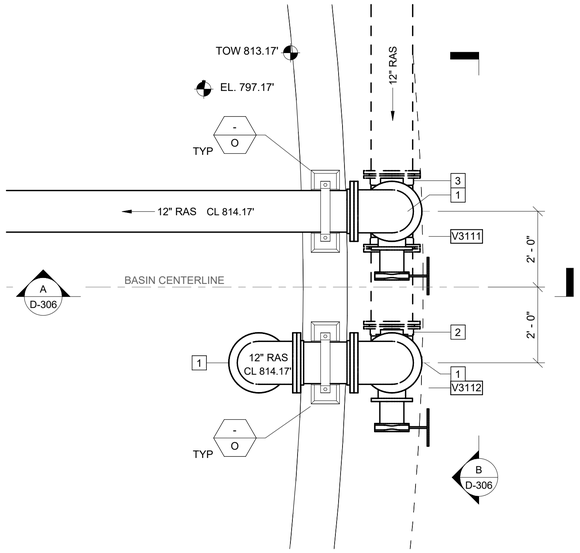
GEORGIA REGISTERED PROFESSIONAL ENGINEER
No. PE051452
03.19.2025
GRAHAM S. SIZEMORE

ORBAL AERATION - EFFLUENT PIPING PLAN AND SECTIONS

D-305

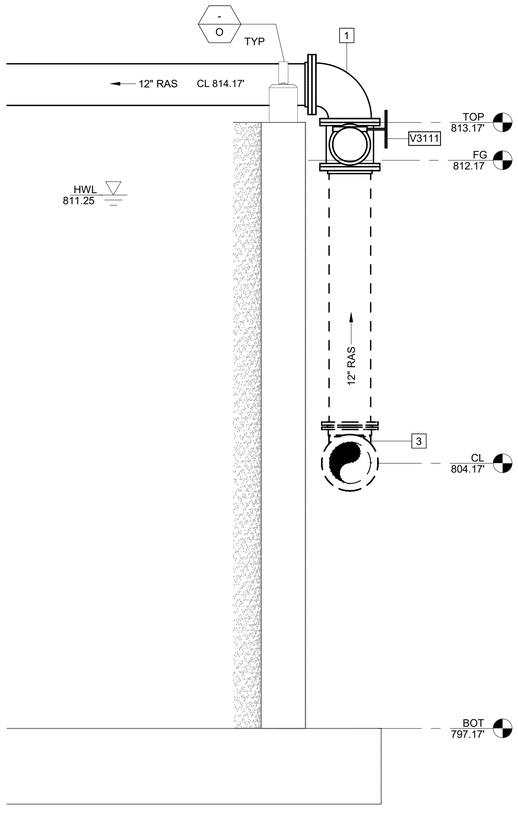
Autodesk Docs://CATL230033 - Commerce/CATL230033 - Commerce Orbal Basin.rvt
3/19/2025 6:02:58 PM

This drawing is and shall remain the property of Goodwyn, Mills and Cawood, Inc. (GMC) and Goodwyn Mills Cawood LLC (GMC). Unauthorized use of any kind including use on other projects is prohibited. In the event that a conflict arises between the sealed drawings and the electronic files, the sealed drawings will govern.



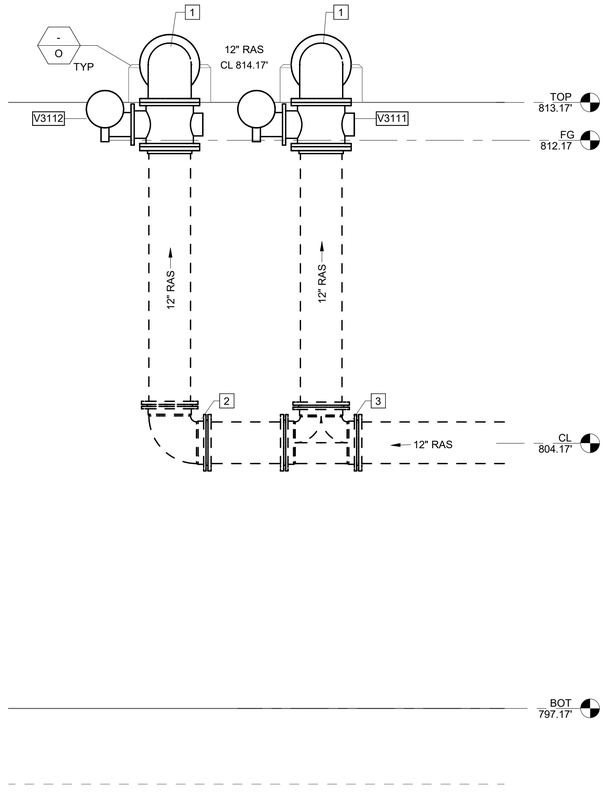
6 D-302 **PLAN**

SCALE: 1/2" = 1'-0"



A D-306 **SECTION**

SCALE: 1/2" = 1'-0"



B D-306 **SECTION**

SCALE: 1/2" = 1'-0"

KEY NOTES: #

1. 12" 90° FL BEND
2. 12" 90° MJ BEND
3. 12" MJ TEE

GMC
6120 Powers Ferry Road NW, Suite 200
Atlanta, GA 30339
T 770.952.2481

STATE OF GEORGIA GOODWYN MILLS CAWOOD, LLC No. PE051452 Exp. 06.30.2026 CERTIFICATE OF AUTHORIZATION

1" 0" .5" 1"

ISSUE	DATE	
30% Submittal	05.30.2024	
60% Submittal	08.29.2024	
90% Submittal	11.27.2024	
Bid Set	03.19.2025	
Conformed Set		CW
Project Manager:		GS
Engineer:		GS
Designer:		HKD/CE
Drawn By:		

COMMERCE 2.0 MGD
GROVE CREEK WPCP
COMMERCE, GA

CATL230033

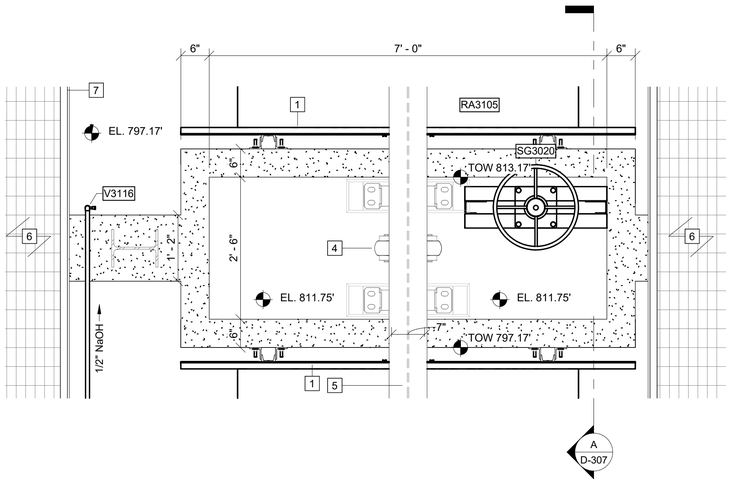
GEORGIA REGISTERED No. PE051452 PROFESSIONAL ENGINEER GRAHAM S. SIZEMORE 03.19.2025

ORBAL AERATION - RETURN SLUDGE PLAN AND SECTIONS

D-306

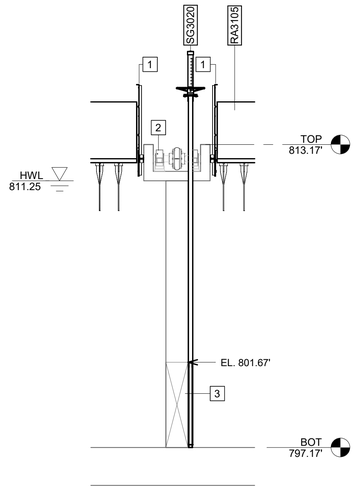
Autodesk Docs://CATL230033 - Commerce/CATL230033 - Commerce Orbal Basin.rvt
3/19/2025 6:02:58 PM

This drawing is and shall remain the property of Goodwyn, Mills and Cawood, Inc. (GMC) and Goodwyn Mills Cawood LLC (GMC). Unauthorized use of any kind including use on other projects is prohibited. In the event that a conflict arises between the sealed drawings and the electronic files, the sealed drawings will govern.



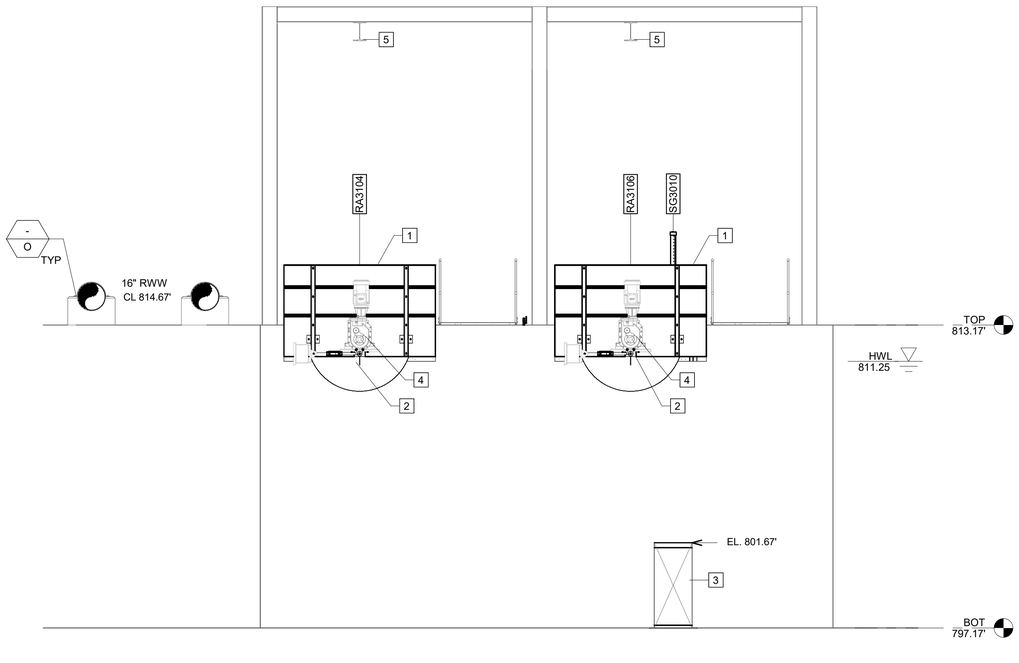
7 D-302 **DRIVE SUPPORT**

SCALE: 3/4" = 1'-0"



A D-307 **SECTION**

SCALE: 1/4" = 1'-0"



B D-301 **SECTION**

SCALE: 1/4" = 1'-0"

KEY NOTES: #

1. SPLASH SHIELD
2. DRIVE ASSEMBLY
3. 54" X 24" TRANSFER PORT
4. 30HP DRIVE MOTOR
5. TROLLEY BEAM. SEE STRUCTURAL
6. GRATING WALKWAY
7. 3'-6" ALUMINUM HANDRAILS W/ TOE PLATES

GMC
6120 Powers Ferry Road NW, Suite 200
Atlanta, GA 30339
T 770.952.2481

STATE OF GEORGIA
GOODWYN MILLS CAWOOD, LLC
CERTIFICATE OF AUTHORIZATION
Exp.06.30.2026

1" .5" 0" 1"

ISSUE	DATE
30% Submittal	05.30.2024
60% Submittal	08.29.2024
90% Submittal	11.27.2024
Bid Set	03.19.2025
Conformed Set	
Project Manager:	CW
Engineer:	GS
Designer:	GS
Drawn By:	HKD/CE

COMMERCE 2.0 MGD
GROVE CREEK WPCP
COMMERCE, GA

CATL230033

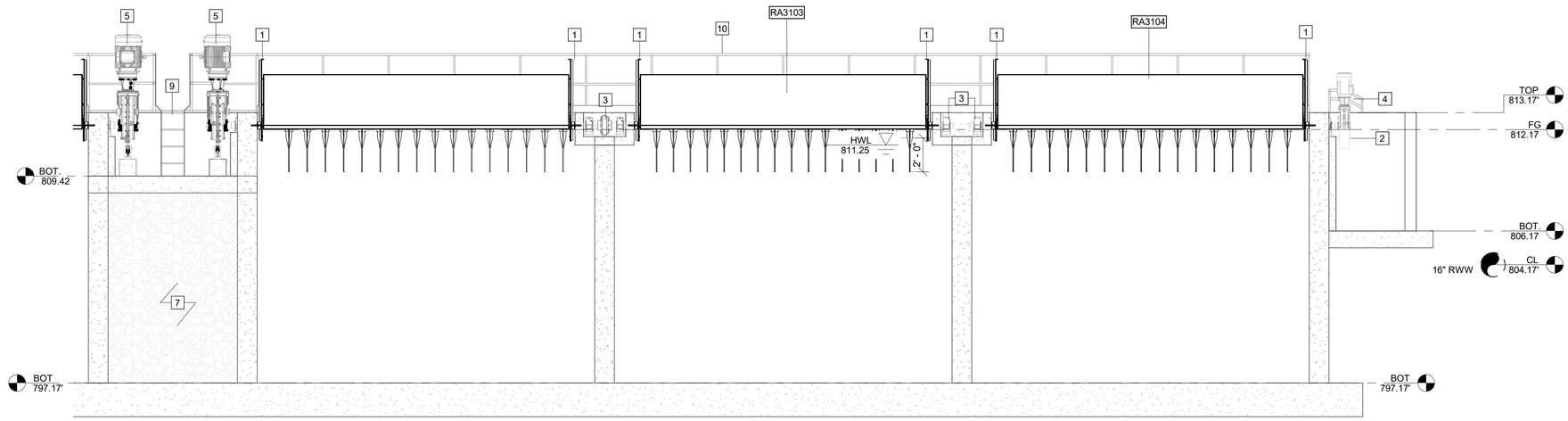
GEORGIA REGISTERED No. PE051452 PROFESSIONAL Engineer 03.19.2025 GRAHAM S. SIZEMORE ENGINEER

ORBAL AERATION - DRIVE PLAN AND SECTIONS

D-307

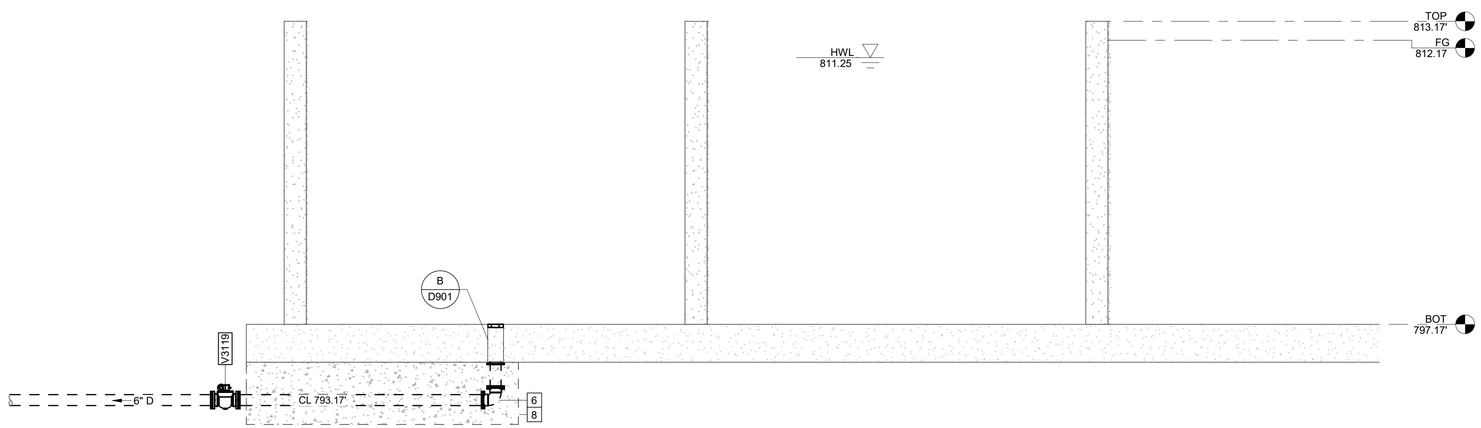
Autodesk Docs://CATL230033 - Commerce/CATL230033 - Commerce Orbal Basin.rvt
3/19/2025 6:03:07 PM

This drawing is and shall remain the property of Goodwyn, Mills and Cawood, Inc. (GMC) and Goodwyn Mills Cawood LLC (GMC). Unauthorized use of any kind including use on other projects is prohibited. In the event that a conflict arises between the sealed drawings and the electronic files, the sealed drawings will govern.



A D-301 **SECTION**

SCALE: 1/4" = 1'-0"



B D-301 **SECTION**

SCALE: 1/4" = 1'-0"

KEY NOTES: #

1. SPLASH SHIELD
2. TORQUE ARM
3. DRIVE ASSEMBLY
4. 30HP DRIVE MOTOR
5. 60HP DRIVE MOTOR
6. 6" 90° MJ BEND
7. FILL WITH #57 STONE
8. CONCRETE ENCASEMENT
9. 4' LADDER
10. 3' 6" ALUMINUM HANDRAILS WITH TOE PLATES

GMC
6120 Powers Ferry Road NW, Suite 200
Atlanta, GA 30339
T 770.952.2481

STATE OF GEORGIA
GOODWYN MILLS CAWOOD, LLC
CERTIFICATE OF AUTHORIZATION
Exp.06.30.2026

1" 0" .5" 1"

ISSUE	DATE	
30% Submittal	05.30.2024	
60% Submittal	08.29.2024	
90% Submittal	11.27.2024	
Bid Set	03.19.2025	
Conformed Set		CW
Project Manager:		GS
Engineer:		GS
Designer:		HKD/CE
Drawn By:		

COMMERCE 2.0 MGD
GROVE CREEK WPCP
COMMERCE, GA

GEORGIA REGISTERED No. PE051452 PROFESSIONAL ENGINEER GRAHAM S. SIZEMORE 03.19.2025

CATL230033

ORBAL AERATION - SECTIONS

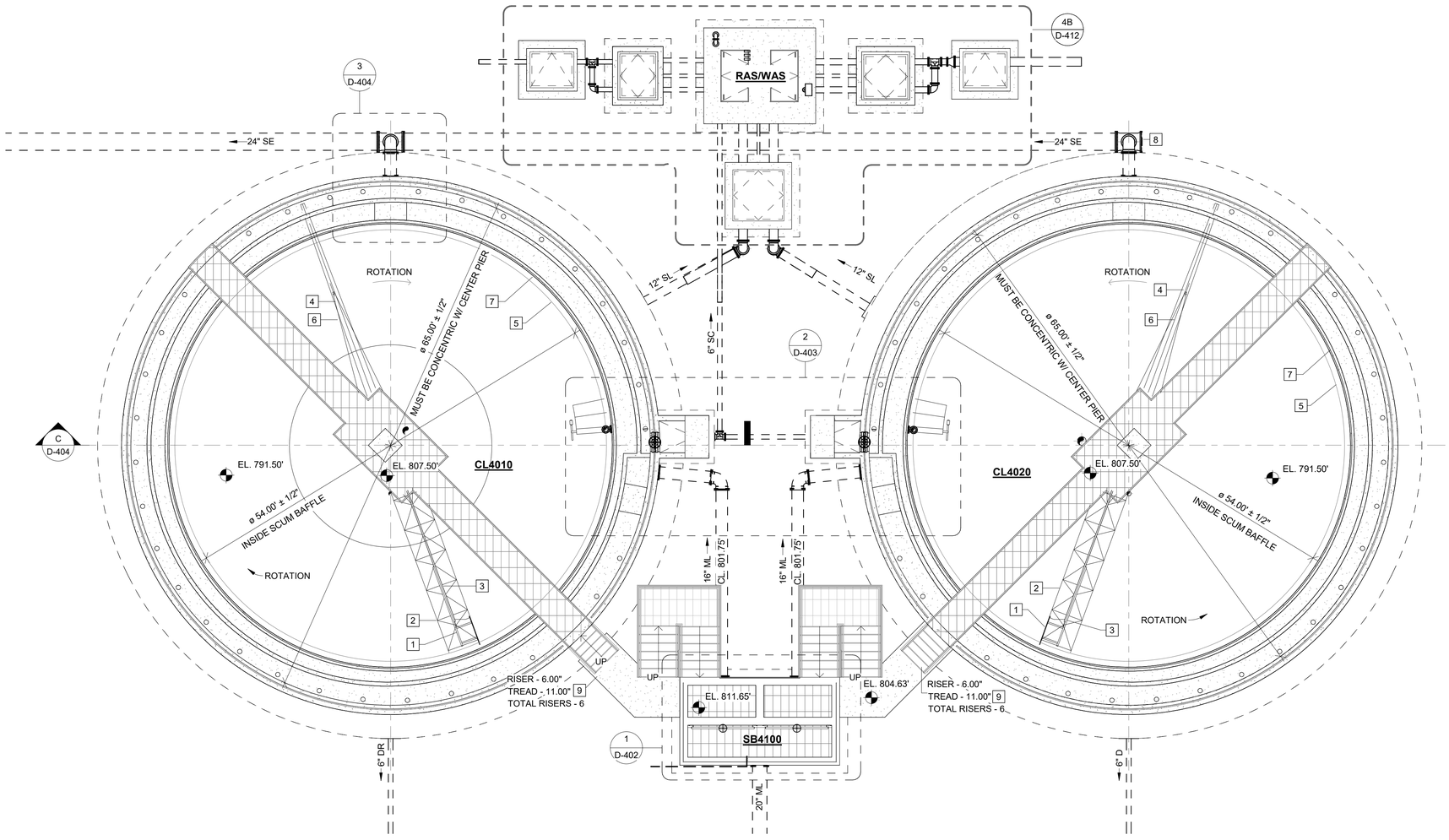
D-308

Autodesk Docs://CATL230033 - Commerce/CATL230033 - Commerce Orbal Basin.rvt
3/19/2025 6:03:16 PM

This drawing is and shall remain the property of Goodwyn, Mills and Cawood, Inc. (GMC) and Goodwyn Mills Cawood LLC (GMC). Unauthorized use of any kind including use on other projects is prohibited. In the event that a conflict arises between the sealed drawings and the electronic files, the sealed drawings will govern.

KEY NOTES: [#]

1. RACEWAY SKIMMER ASSEMBLY
2. TRUSS
3. SCUM BLADE
4. UNITUBE HEADER
5. SCUM BAFFLE
6. STEEL TIE BARS W/ CLEVIS ASSEMBLY
7. V-NOTCH WEIR
8. 24" MJ PLUG
9. METAL STAIRS W/ ALUMINUM HANDRAILS



4A / D-401 **UPPER PLAN**

SCALE: 1/8" = 1'-0"

GMC
6120 Powers Ferry Road NW, Suite 200
Atlanta, GA 30339
T 770.952.2481

STATE OF GEORGIA — GOODWYN MILLS CAWOOD, LLC — CERTIFICATION OF AUTHORIZATION — Exp.06.30.2026

1" 0" .5" 1"

ISSUE	DATE	
30% Submittal	05.30.2024	
60% Submittal	08.29.2024	
90% Submittal	11.27.2024	
Bid Set	03.10.2025	
Conformed Set		CW
Project Manager:		GS
Engineer:		GS
Designer:		HKD/CE
Drawn By:		

COMMERCE 2.0 MGD
GROVE CREEK WPCP
COMMERCE, GA

CATL230033

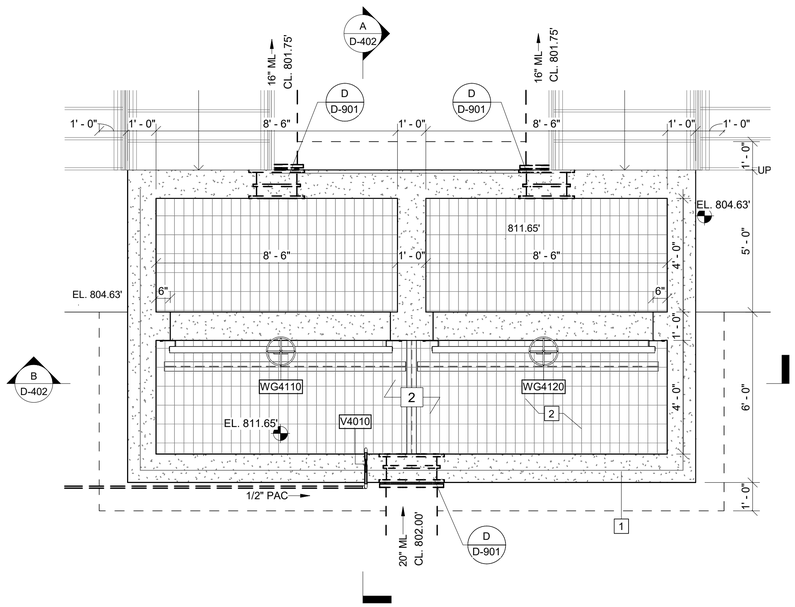
GEORGIA REGISTERED No. PE051452 PROFESSIONAL ENGINEER 03.19.2025 GRAHAM S. SIZEMORE

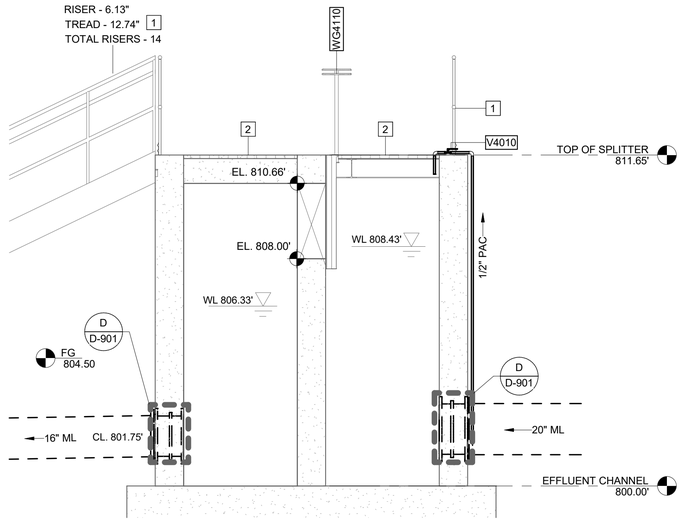
CLARIFIERS - PLAN

D-401

Autodesk Docs://CATL230033 - Commerce/CATL230033 - Commerce Clarifiers.rvt
3/19/2025 6:00:14 PM

This drawing is and shall remain the property of Goodwyn, Mills and Cawood, Inc. (GMC) and Goodwyn Mills Cawood LLC (GMC). Unauthorized use of any kind including use on other projects is prohibited. In the event that a conflict arises between the sealed drawings and the electronic files, the sealed drawings will govern.





KEY NOTES: #

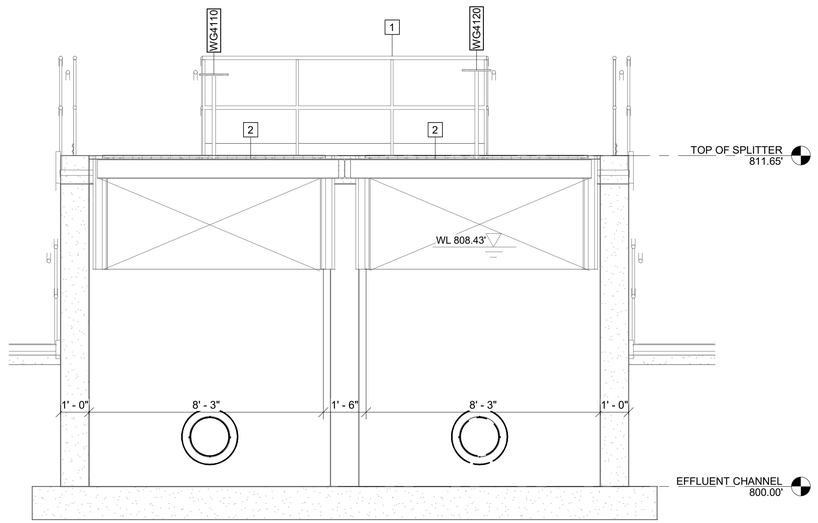
1. ALUMINUM HANDRAIL
2. GRATED FLOOR

1 D-401 SPLITTER BOX PLAN

SCALE: 3/8" = 1'-0"

A D-402 SECTION

SCALE: 3/8" = 1'-0"



B D-402 SECTION

SCALE: 3/8" = 1'-0"

GMC
6120 Powers Ferry Road NW, Suite 200
Atlanta, GA 30339
T 770.952.2481

STATE OF GEORGIA — GOODWYN MILLS CAWOOD, LLC — CERTIFICATE OF AUTHORIZATION — Exp.06.30.2026

1" 0" .5" 1"

ISSUE	DATE
30% Submittal	05.30.2024
60% Submittal	08.29.2024
90% Submittal	11.27.2024
Bid Set	03.10.2025
Conformed Set	
Project Manager:	CW
Engineer:	GS
Designer:	GS
Drawn By:	HKD/CE

COMMERCE 2.0 MGD
GROVE CREEK WPCP
COMMERCE, GA

CATL230033

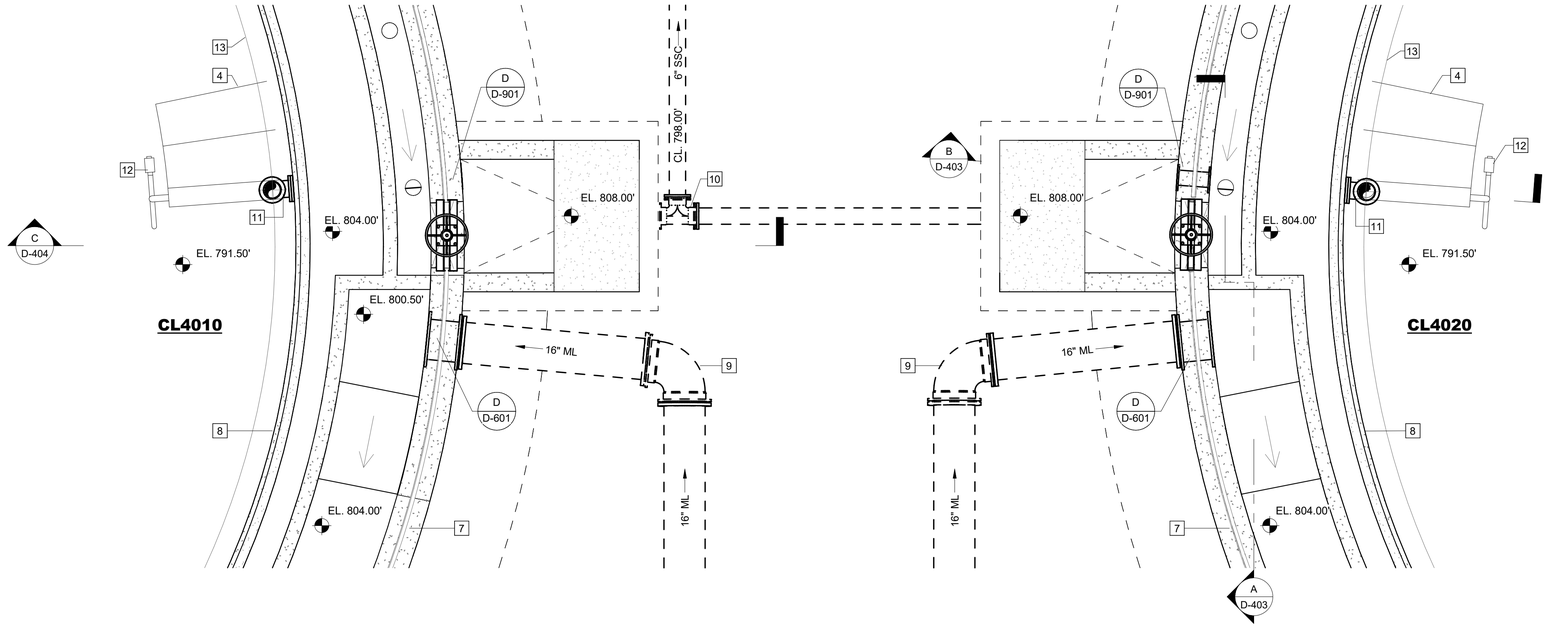
GEORGIA REGISTERED No. PE051452 PROFESSIONAL ENGINEER GRAHAM S. SIZEMORE 03.19.2025

CLARIFIERS - SPLITTER BOX DETAIL

D-402

Autodesk Docs://CATL230033 - Commerce/CATL230033 - Commerce Clarifiers.rvt
3/19/2025 6:00:20 PM

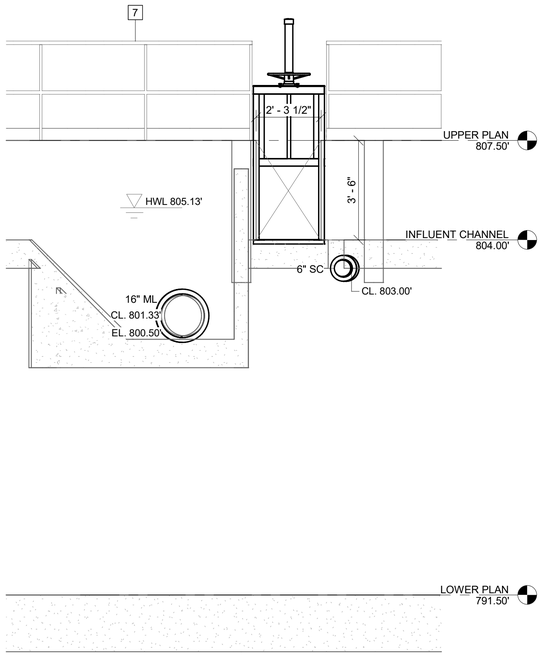
This drawing is and shall remain the property of Goodwyn, Mills and Cawood, Inc. (GMC) and Goodwyn Mills Cawood LLC (GMC). Unauthorized use of any kind including use on other projects is prohibited. In the event that a conflict arises between the sealed drawings and the electronic files, the sealed drawings will govern.



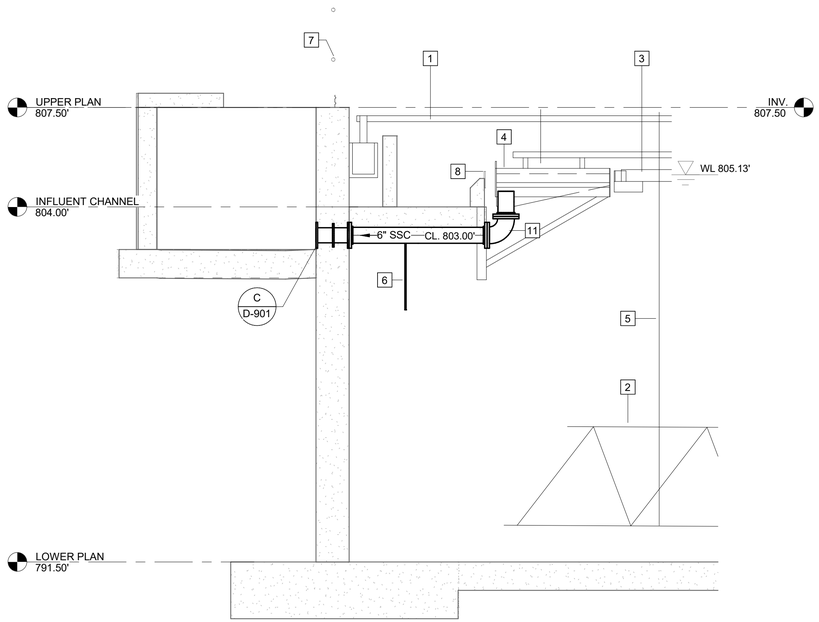
KEY NOTES: [#]

1. RACEWAY SKIMMER ASSEMBLY
2. TRUSS
3. SCUM BLADE
4. SCUM TROUGH
5. A-FRAME SUPPORT
6. SKIRT BAFFLE
7. ALUMINUM HANDRAIL
8. V-NOTCH WEIR
9. 16" MJ 90° BEND
10. 6" MJ TEE
11. 4" FL 90° BEND
12. FLUSHING DEVICE
13. SCUM BAFFLE

2 / D-401 INFLUENT DETAIL
SCALE: 3/8" = 1'-0"



A / D-403 SECTION
SCALE: 3/8" = 1'-0"



B / D-403 SECTION
SCALE: 3/8" = 1'-0"

GMC
6120 Powers Ferry Road NW, Suite 200
Atlanta, GA 30339
T 770.952.2481

STATE OF GEORGIA
GOODWYN MILLS CAWOOD, LLC
CERTIFICATE OF AUTHORIZATION
Exp.06.30.2026

1" 0" .5" 1"

ISSUE	DATE
30% Submittal	05.30.2024
60% Submittal	08.29.2024
90% Submittal	11.27.2024
Bid Set	03.10.2025
Conformed Set	
Project Manager:	CW
Engineer:	GS
Designer:	GS
Drawn By:	HKD/CE

COMMERCE 2.0 MGD
GROVE CREEK WPCP
COMMERCE, GA

CATL230033

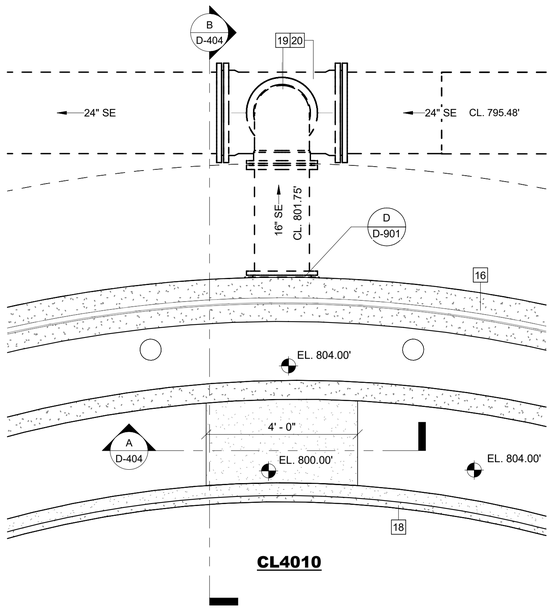
GEORGIA REGISTERED No. PE051452 PROFESSIONAL ENGINEER GRAHAM S. SIZEMORE 03.19.2025

CLARIFIERS - INFLUENT DETAIL

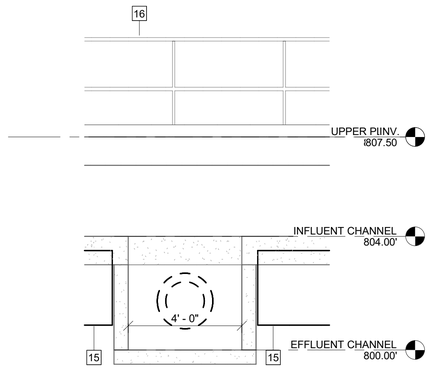
D-403

Autodesk Docs://CATL230033 - Commerce/CATL230033 - Commerce Clarifiers.rvt
3/19/2025 6:00:17 PM

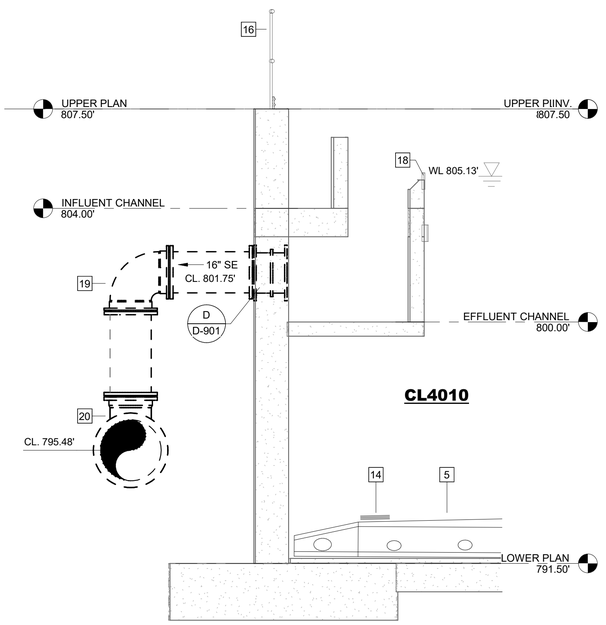
This drawing is and shall remain the property of Goodwyn, Mills and Cawood, Inc. (GMC) and Goodwyn Mills Cawood LLC (GMC). Unauthorized use of any kind including use on other projects is prohibited. In the event that a conflict arises between the sealed drawings and the electronic files, the sealed drawings will govern.



3 D-401 **EFFLUENT DETAIL**
SCALE: 1/2" = 1'-0"



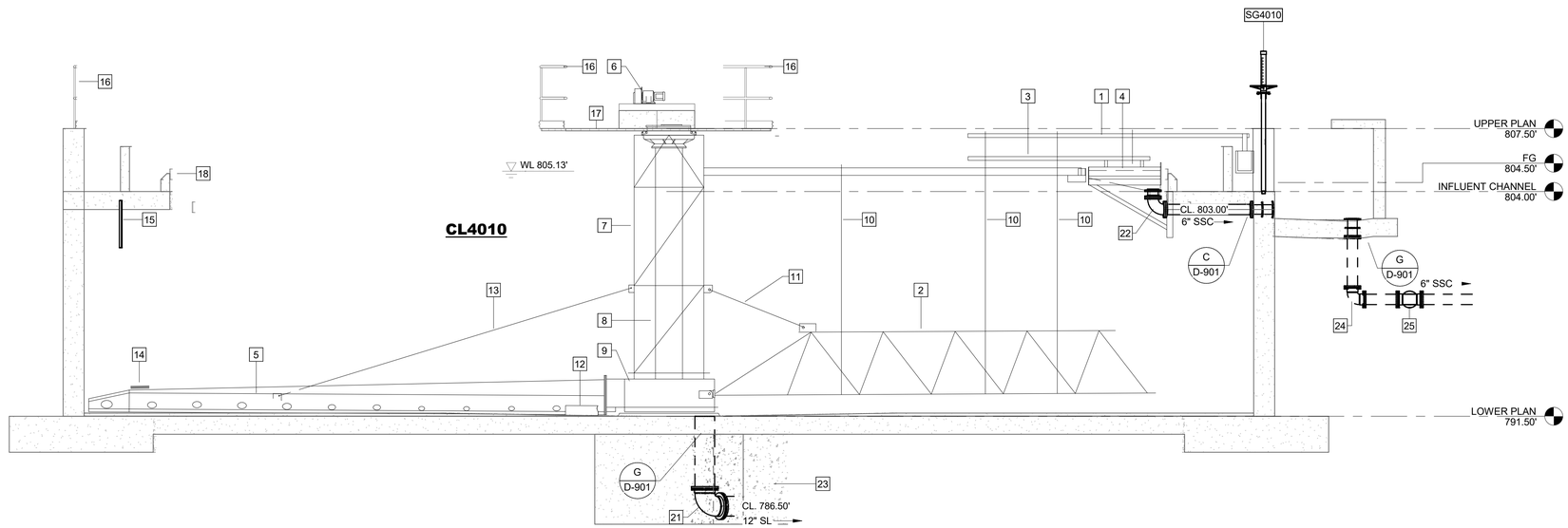
A D-404 **SECTION**
SCALE: 3/8" = 1'-0"



B D-404 **SECTION**
SCALE: 3/8" = 1'-0"

KEY NOTES: #

1. RACEWAY SKIMMER ASSEMBLY
2. TRUSS
3. SCUM BLADE
4. SCUM TROUGH
5. UNITUBE HEADER
6. DRIVE ASSEMBLY
7. CENTER CAGE
8. 18" DIA CENTER PIER
9. SUCTION MANIFOLD
10. A-FRAME SUPPORT
11. TIE CHORD A-FRAME
12. DEFLECTOR BLADE W/ NEOPRENE WIPER
13. STEEL TIE BARS W/ CLEVIS ASSEMBLY
14. COUNTERWEIGHTS
15. SKIRT BAFFLE
16. ALUMINUM HANDRAIL
17. GRATED FLOOR
18. V-NOTCH WEIR @ EL. 805.00' BOT. OF V-NOTCH
19. 16" MJ 90° BEND
20. 24" X 24" X 16" MJ TEE
21. 12" MJ 90° BEND
22. 4" FL 90° BEND
23. CONCRETE ENCASEMENT
24. 6" MJ 90° BEND
25. 6" MJ TEE



C D-401 **SECTION**
SCALE: 1/4" = 1'-0"

GMC
6120 Powers Ferry Road NW, Suite 200
Atlanta, GA 30339
T 770.952.2481

STATE OF GEORGIA
GOODWYN MILLS CAWOOD, LLC
CERTIFICATE OF AUTHORIZATION
Exp.06.30.2026

1" 0" .5" 1"

ISSUE	DATE	
30% Submittal	05.30.2024	
60% Submittal	08.29.2024	
90% Submittal	11.27.2024	
Bid Set	03.10.2025	
Conformed Set		CW
Project Manager:		GS
Engineer:		GS
Designer:		HKD/CE
Drawn By:		

COMMERCE 2.0 MGD
GROVE CREEK WPCP
COMMERCE, GA

CATL230033

GEORGIA REGISTERED No. PE051452 PROFESSIONAL ENGINEER GRAHAM S. SIZEMORE 03.19.2025

CLARIFIERS - EFFLUENT DETAIL

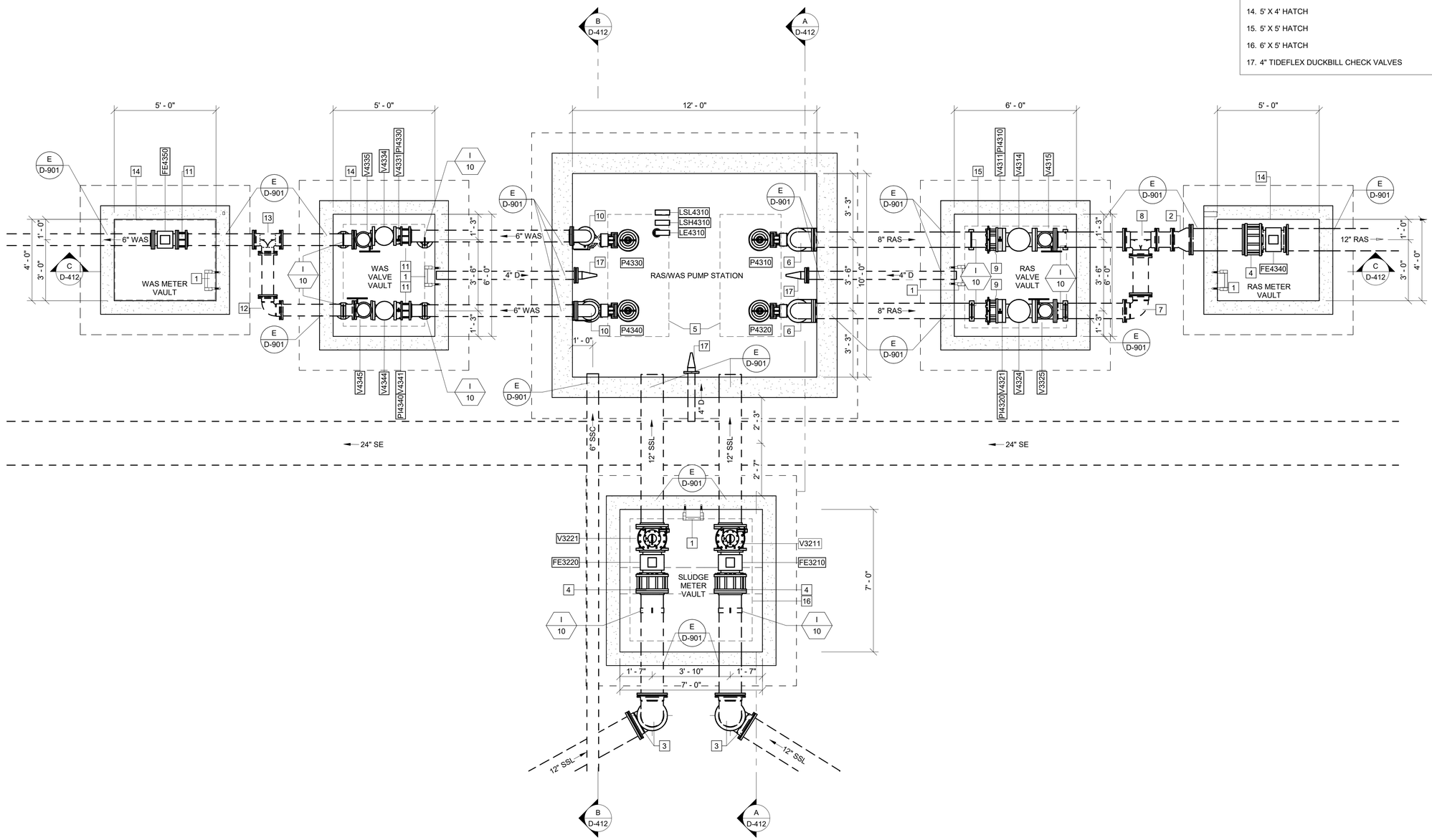
D-404

Autodesk Docs://CATL230033 - Commerce/CATL230033 - Commerce Clarifiers.rvt
3/19/2025 6:00:19 PM

This drawing is and shall remain the property of Goodwyn, Mills and Cawood, Inc. (GMC) and Goodwyn Mills Cawood LLC (GMC). Unauthorized use of any kind including use on other projects is prohibited. In the event that a conflict arises between the sealed drawings and the electronic files, the sealed drawings will govern.

KEY NOTES: [#]

1. MANHOLE STEPS
2. 12" X 8" MJ REDUCER (RESTRAINED)
3. 10" MJ 90° BEND (RESTRAINED)
4. 12" FL COUPLING ADAPTER (RESTRAINED)
5. 6' X 3' HATCH (TYP 2)
6. 8" FL 90° BEND (RESTRAINED)
7. 8" MJ 90° BEND (RESTRAINED)
8. 8" MJ TEE (RESTRAINED)
9. 8" FL COUPLING ADAPTER (RESTRAINED)
10. 6" FL 90° BEND (RESTRAINED)
11. 6" FL COUPLING ADAPTER (RESTRAINED)
12. 6" MJ 90° BEND (RESTRAINED)
13. 6" MJ TEE (RESTRAINED)
14. 5' X 4' HATCH
15. 5' X 5' HATCH
16. 6' X 5' HATCH
17. 4" TIDEFLEX DUCKBILL CHECK VALVES



4B D-411 **PLAN**

SCALE: 3/8" = 1'-0"

Autodesk Docs://CATL230033 - Commerce/CATL230033 - Commerce RAS WAS PS.rvt
3/19/2025 6:05:12 PM

GMC
6120 Powers Ferry Road NW, Suite 200
Atlanta, GA 30339
T 770.952.2481

STATE OF GEORGIA — GOODWYN MILLS CAWOOD, LLC — CERTIFICATE OF AUTHORIZATION — Exp. 06.30.2026

1" .5" 0"

ISSUE	DATE
30% Submittal	05.30.2024
60% Submittal	08.29.2024
90% Submittal	11.27.2024
Bid Set	03.10.2025
Conformed Set	
Project Manager:	CW
Engineer:	GS
Designer:	GS
Drawn By:	HKD/CE

COMMERCE 2.0 MGD
GROVE CREEK WPCP
COMMERCE, GA

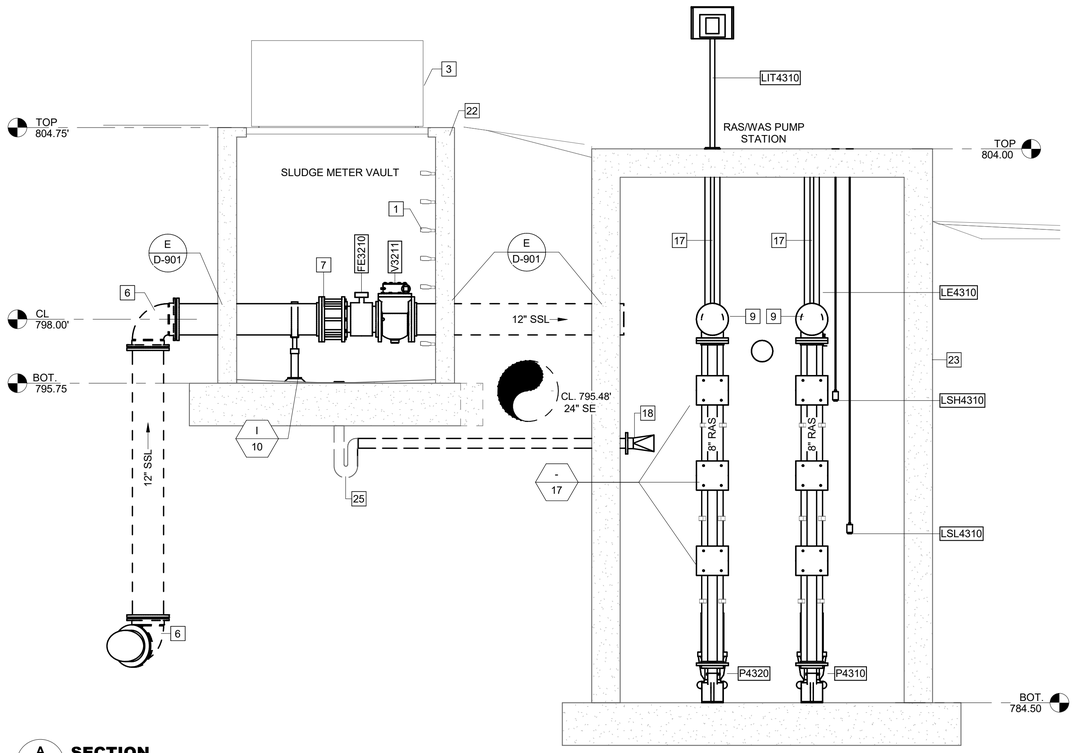
CATL230033

GEORGIA REGISTERED No. PE051452 PROFESSIONAL 03.19.2025 ENGINEER GRAHAM S. SIZEMORE

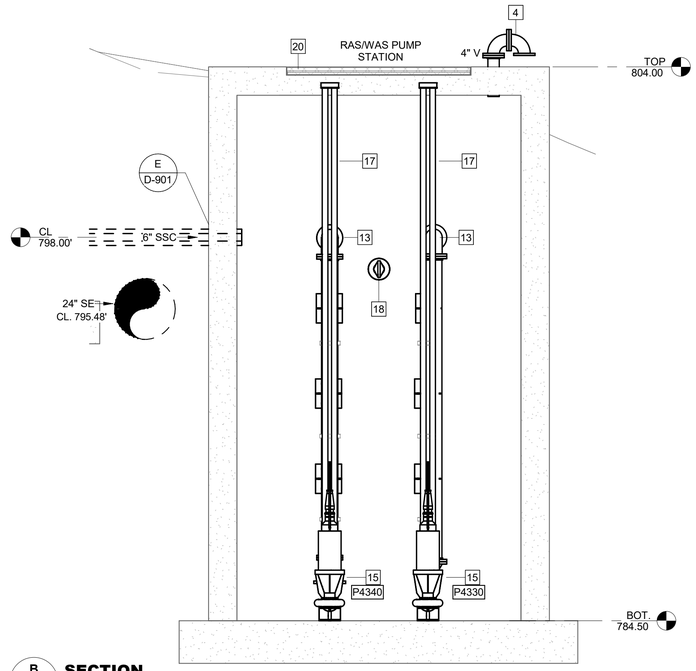
RAS WAS PUMP STATION - PLAN

D-411

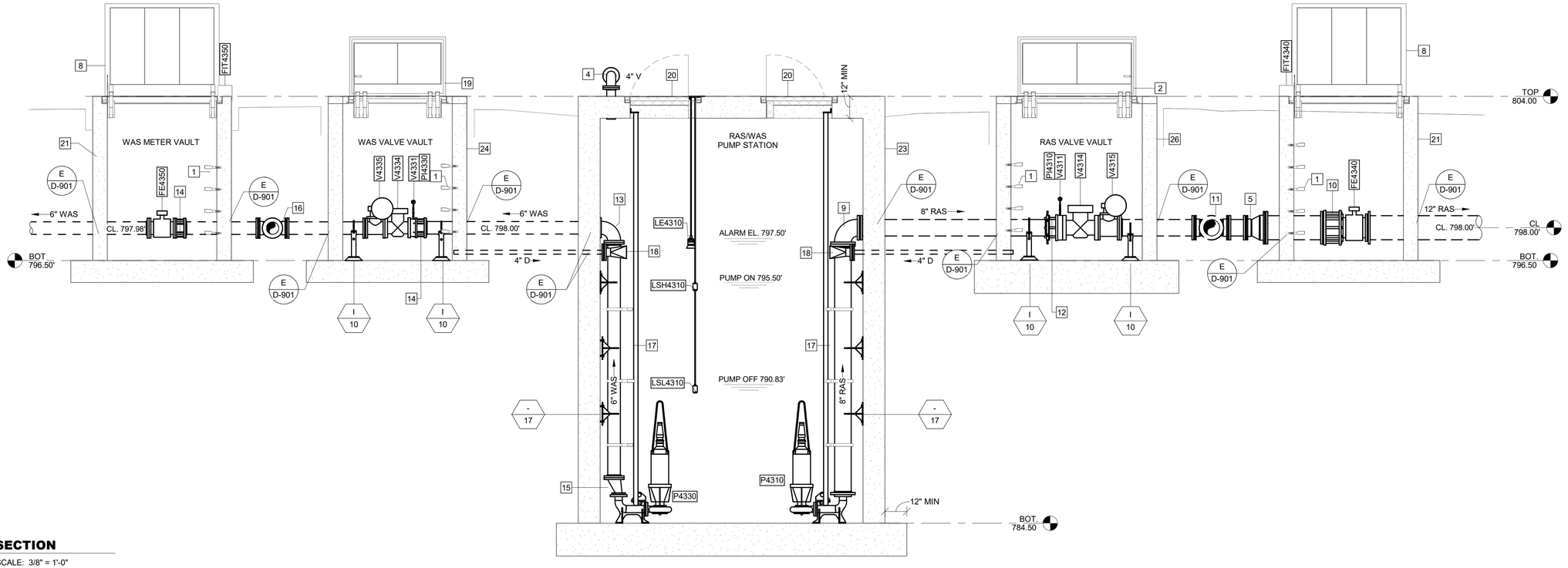
This drawing is and shall remain the property of Goodwyn, Mills and Cawood, Inc. (GMC) and Goodwyn Mills Cawood LLC (GMC). Unauthorized use of any kind including use on other projects is prohibited. In the event that a conflict arises between the sealed drawings and the electronic files, the sealed drawings will govern.



A **SECTION**
D-411 SCALE: 3/8" = 1'-0"



B **SECTION**
D-411 SCALE: 3/8" = 1'-0"



C **SECTION**
D-411 SCALE: 3/8" = 1'-0"

KEY NOTES: #

1. MANHOLE STEPS
2. 5' X 5' DOUBLE LEAF HATCH W/ FALL PROTECTION
3. 6' X 5' DOUBLE LEAF HATCH W/ FALL PROTECTION
4. 4" VENT W/ SS INSECT VENT SCREEN
5. 12" X 8" MJ REDUCER (RESTRAINED)
6. 12" MJ 90° BEND (RESTRAINED)
7. 12" FL COUPLING ADAPTER
8. 5' X 4' SINGLE LEAF HATCH W/ FALL PROTECTION
9. 8" FL 90° BEND
10. 12" FL COUPLING ADAPTER
11. 8" MJ TEE (RESTRAINED)
12. 8" FL COUPLING ADAPTER
13. 6" FL 90° BEND
14. 6" FL COUPLING ADAPTER
15. ECCENTRIC 6" X 3" REDUCER
16. 6" MJ TEE (RESTRAINED)
17. TWO (2) - 2" SCH40 304 SSTL GUIDE RAIL
18. 4" TIDEFLEX DUCKBILL CHECK VALVE (TYP.)
19. 5' X 4' DOUBLE HATCH W/ FALL PROTECTION
20. 6' X 3' SINGLE HATCH W/ FALL PROTECTION (TYP. 2)
21. 4' X 5' PRECAST METER VAULT (TYP.)
22. 7' X 7' PRECAST VALVE VAULT
23. 12' X 10' PRECAST WET WELL
24. 5' X 6' PRECAST VALVE VAULT
25. 4" VALVE VAULT DRAIN W/ P-TRAP
26. 6' X 6' PRECAST VALVE VAULT

GMC
6120 Powers Ferry Road NW, Suite 200
Atlanta, GA 30339
T 770.952.2481

STATE OF GEORGIA — COODWYN MILLS CAWOOD, LLC — CERTIFICATE OF AUTHORIZATION — Exp. 06.30.2026

1" 0" .5" 1"

ISSUE	DATE	
30% Submittal	05.30.2024	
60% Submittal	08.29.2024	
90% Submittal	11.27.2024	
Bid Set	03.10.2025	
Conformed Set		CW
Project Manager:		GS
Engineer:		GS
Designer:		HKD/CE
Drawn By:		

COMMERCE 2.0 MGD
GROVE CREEK WPCP
COMMERCE, GA

CATL230033

GEORGIA REGISTERED No. PE051452 PROFESSIONAL ENGINEER GRAHAM S. SIZEMORE 03.19.2025

RAS WAS PUMP STATION - SECTIONS

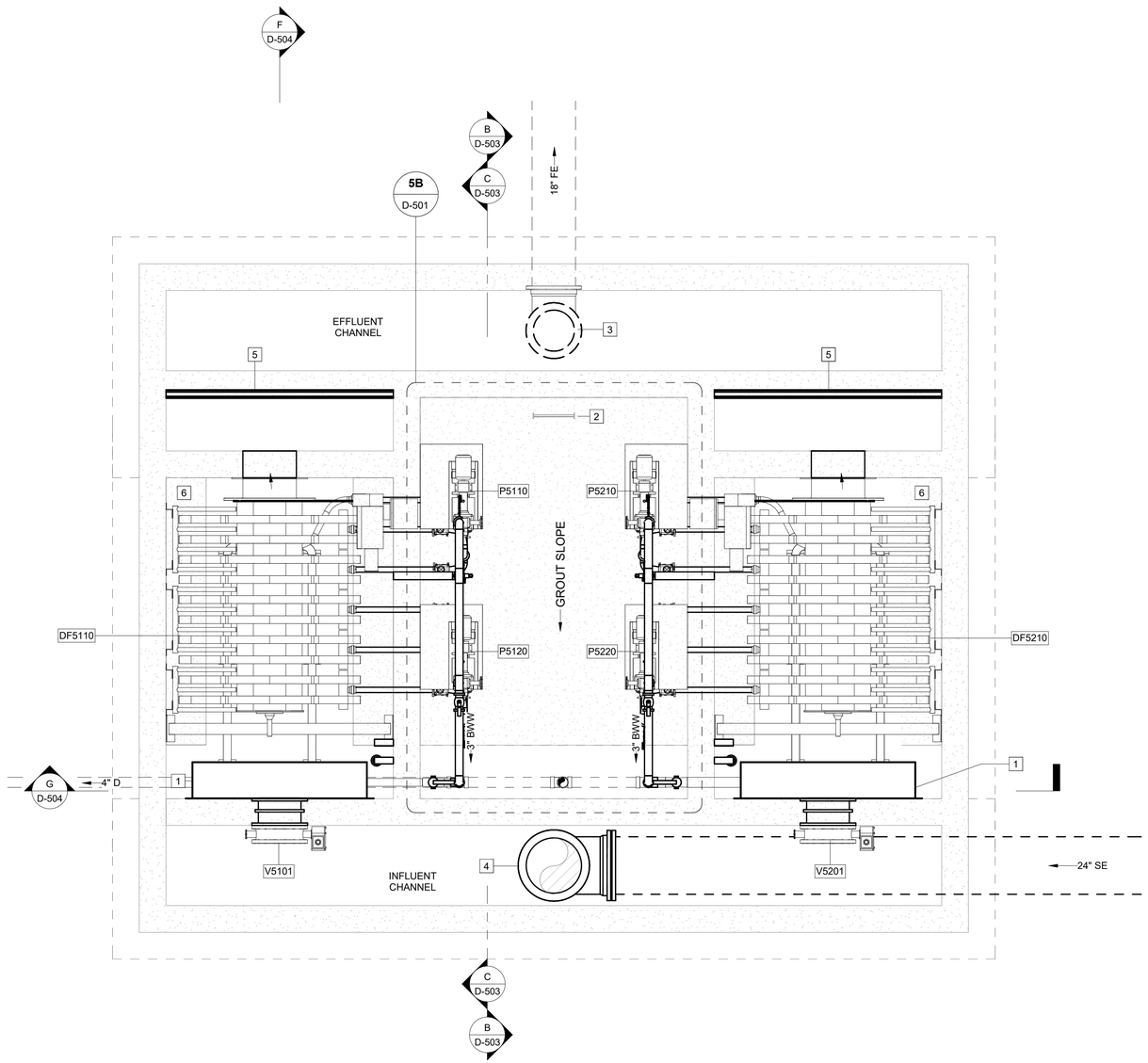
D-412

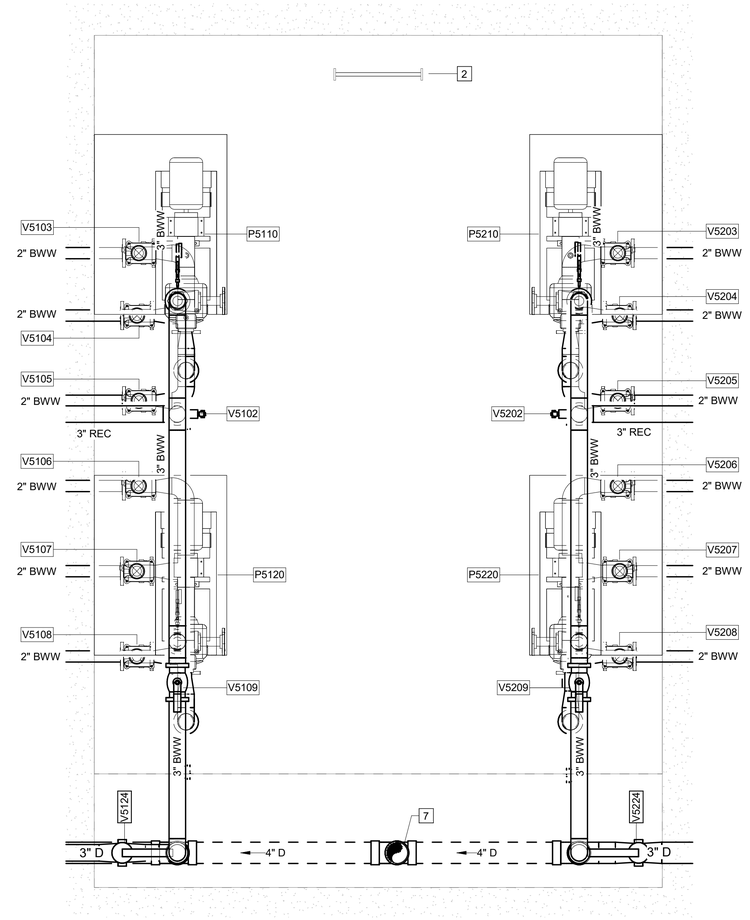
Autodesk Docs://CATL230033 - Commerce/CATL230033 - Commerce RAS WAS PS.rvt
3/19/2025 6:05:14 PM

This drawing is and shall remain the property of Goodwyn, Mills and Cawood, Inc. (GMC) and Goodwyn Mills Cawood LLC (GMC). Unauthorized use of any kind including use on other projects is prohibited. In the event that a conflict arises between the sealed drawings and the electronic files, the sealed drawings will govern.

KEY NOTES: #

1. PREFABRICATED INFLUENT WEIR BOX
2. ALUMINUM LADDER
3. 18" 90° MJ BEND
4. 24" 90° MJ BEND
5. EFFLUENT WEIR
6. SLOPED GROUT
7. 4" TEE





5A D-501 **LOWER PLAN**
SCALE: 3/8" = 1'-0"

5B D-501 **ENLARGED PLAN**
SCALE: 3/4" = 1'-0"

GMC
6120 Powers Ferry Road NW, Suite 200
Atlanta, GA 30339
T 770.952.2481

STATE OF GEORGIA — GOODWYN MILLS CAWOOD, LLC — CERTIFICATE OF AUTHORIZATION — Exp.06.30.2026

1" 0" .5" 1"

ISSUE	DATE
30% Submittal	05.30.2024
60% Submittal	08.29.2024
90% Submittal	11.27.2024
Bid Set	03.19.2025
Conformed Set	
Project Manager:	CW
Engineer:	GS
Designer:	GS
Drawn By:	HKD/CE

COMMERCE 2.0 MGD
GROVE CREEK WPCP
COMMERCE, GA

CATL230033

GEORGIA REGISTERED No. PE051452 PROFESSIONAL ENGINEER GRAHAM S. SIZEMORE 03.19.2025

TERTIARY FILTERS - LOWER PLAN & ENLARGED PLAN

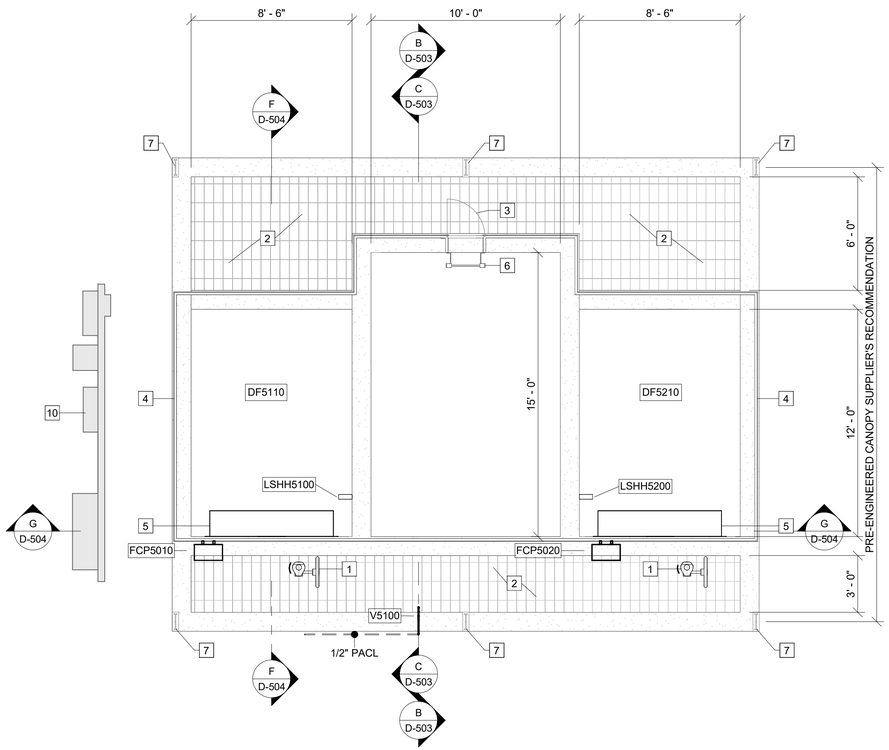
D-501

Autodesk Docs://CATL230033 - Commerce/CATL230033 - Commerce.rvt
3/19/2025 6:33:39 PM

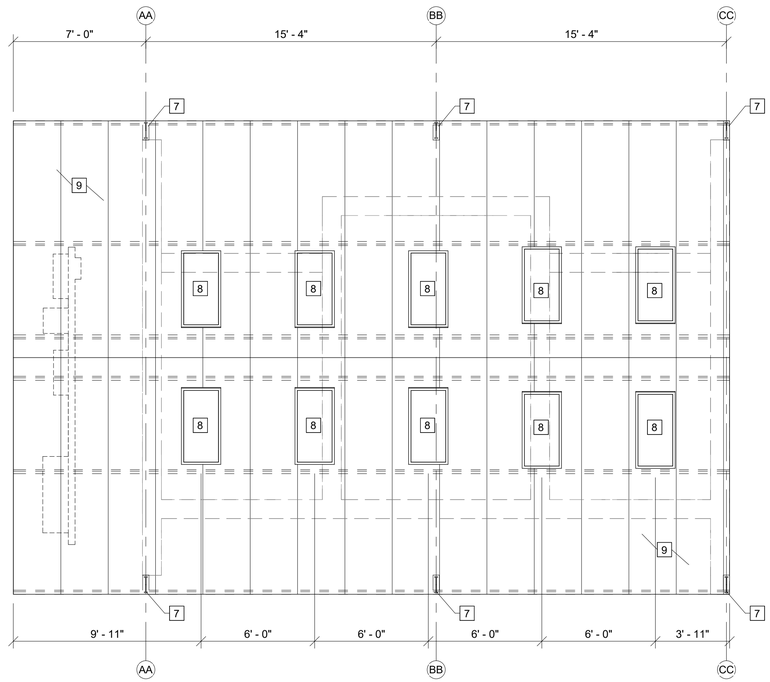
This drawing is and shall remain the property of Goodwyn, Mills and Cawood, Inc. (GMC) and Goodwyn Mills Cawood LLC (GMC). Unauthorized use of any kind including use on other projects is prohibited. In the event that a conflict arises between the sealed drawings and the electronic files, the sealed drawings will govern.

KEY NOTES: [#]

1. EXTENDED BONNET W/ MANUAL HAND-WHEEL
2. REMOVABLE I-BAR ALUMINUM GRATING
3. ALUMINUM SAFETY GATE
4. 3'-6" ALUMINUM HANDRAIL W/ KICK PLATE
5. PREFABRICATED INFLUENT WEIR BOX
6. ALUMINUM LADDER
7. PRE-ENGINEERED CANOPY ASSEMBLY
8. TRANSLUCENT SKYLIGHT PANEL
9. STANDING SEAM METAL ROOF PANELS
10. ELECTRICAL EQUIPMENT - SEE ELECTRICAL



5C D-502 **UPPER PLAN**
SCALE: 1/4" = 1'-0"



5D D-502 **ROOF PLAN**
SCALE: 1/4" = 1'-0"

GMC
6120 Powers Ferry Road NW, Suite 200
Atlanta, GA 30339
T 770.952.2481

STATE OF GEORGIA
GOODWYN MILLS CAWOOD, LLC
CERTIFICATE OF AUTHORIZATION
Exp.06.30.2026

1" 0" .5" 1"

ISSUE	DATE
30% Submittal	05.30.2024
60% Submittal	08.29.2024
90% Submittal	11.27.2024
Bid Set	03.19.2025
Conformed Set	
Project Manager:	CW
Engineer:	GS
Designer:	GS
Drawn By:	HKD/CE

COMMERCE 2.0 MGD
GROVE CREEK WPCP
COMMERCE, GA

CATL230033

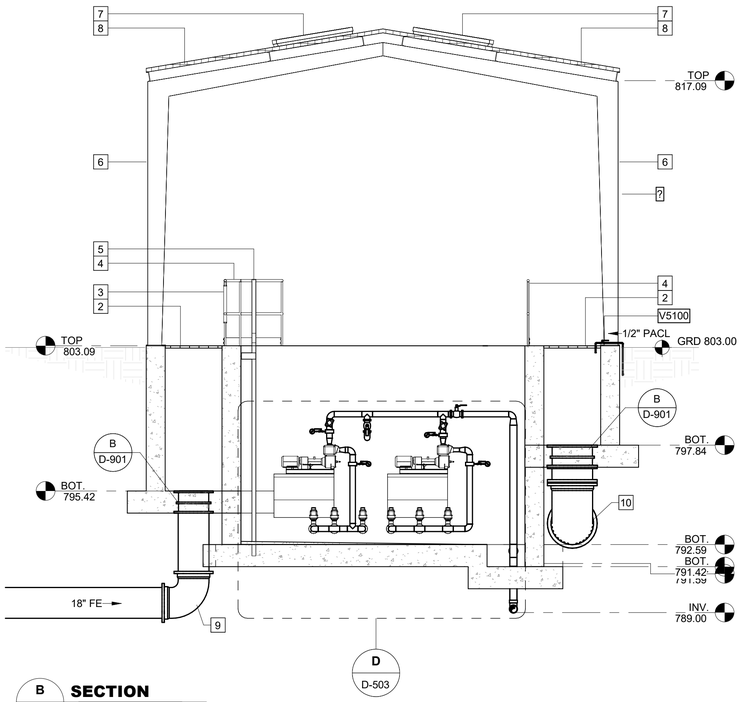
GEORGIA REGISTERED No. PE051452 PROFESSIONAL ENGINEER GRAHAM S. SIZEMORE 03.19.2025

TERTIARY FILTERS - UPPER PLAN & ROOF PLAN

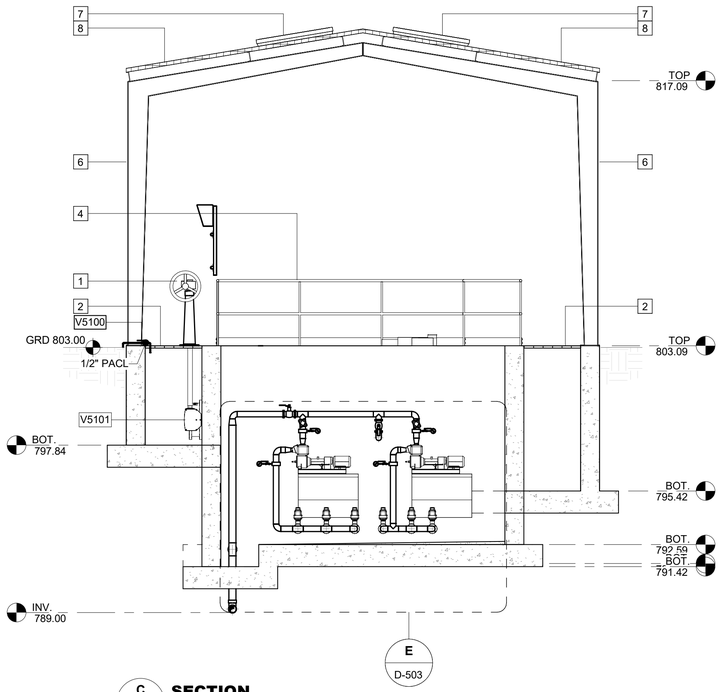
D-502

Autodesk Docs://CATL230033 - Commerce/CATL230033 - Commerce.rvt
3/19/2025 6:33:40 PM

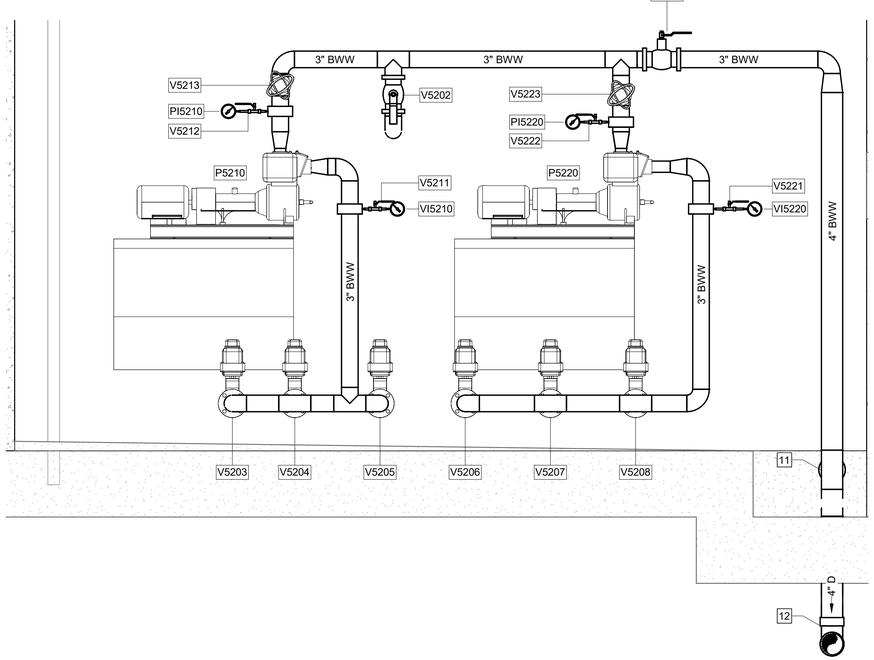
This drawing is and shall remain the property of Goodwyn, Mills and Cawood, Inc. (GMC) and Goodwyn Mills Cawood LLC (GMC). Unauthorized use of any kind including use on other projects is prohibited. In the event that a conflict arises between the sealed drawings and the electronic files, the sealed drawings will govern.



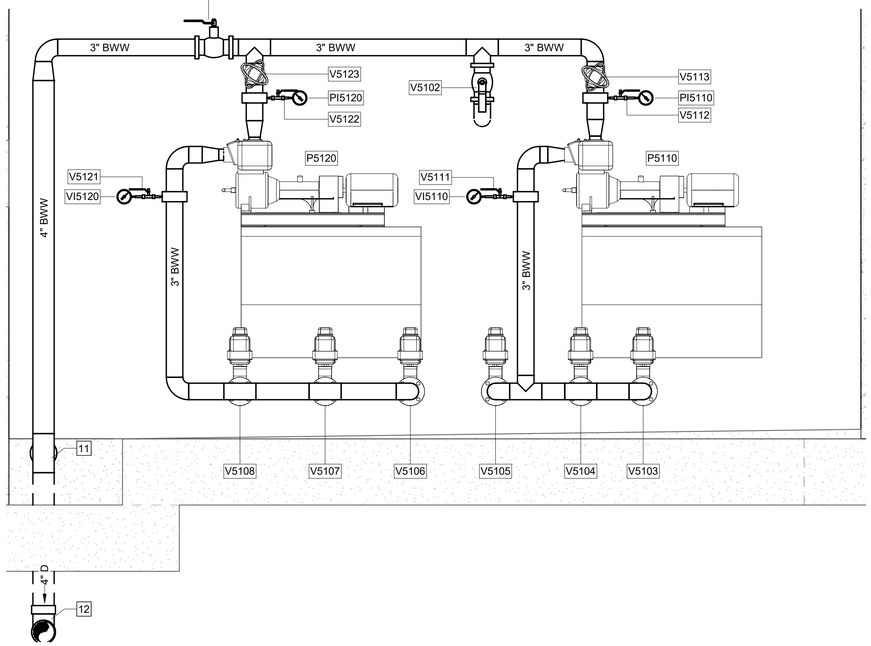
B D-501 **SECTION**
SCALE: 1/4" = 1'-0"



C D-501 **SECTION**
SCALE: 1/4" = 1'-0"



D D-503 **DETAILED SECTION**
SCALE: 3/4" = 1'-0"



E D-503 **DETAILED SECTION**
SCALE: 3/4" = 1'-0"

KEY NOTES: #

1. EXTENDED BONNET W/ MANUAL HAND-WHEEL
2. REMOVABLE I-BAR ALUMINUM GRATING
3. ALUMINUM SAFETY GATE
4. 3'-6" ALUMINUM HANDRAIL W/ KICK PLATE
5. ALUMINUM LADDER
6. PRE-ENGINEERED CANOPY ASSEMBLY
7. TRANSLUCENT SKYLIGHT PANEL
8. STANDING SEAM METAL ROOF PANELS
9. 18" 90° MJ BEND
10. 24" 90° MJ BEND
11. 4" X 3" TEE
12. 4" TEE

GMC
6120 Powers Ferry Road NW, Suite 200
Atlanta, GA 30339
T 770.952.2481

STATE OF GEORGIA
GOODWYN MILLS CAWOOD, LLC
CERTIFICATE OF AUTHORIZATION
Exp.06.30.2026

1" 0" .5" 1"

ISSUE	DATE	
30% Submittal	05.30.2024	
60% Submittal	08.29.2024	
90% Submittal	11.27.2024	
Bid Set	03.19.2025	
Conformed Set		CW
Project Manager:		GS
Engineer:		GS
Designer:		HKD/CE
Drawn By:		

COMMERCE 2.0 MGD
GROVE CREEK WPCP
COMMERCE, GA

CATL230033

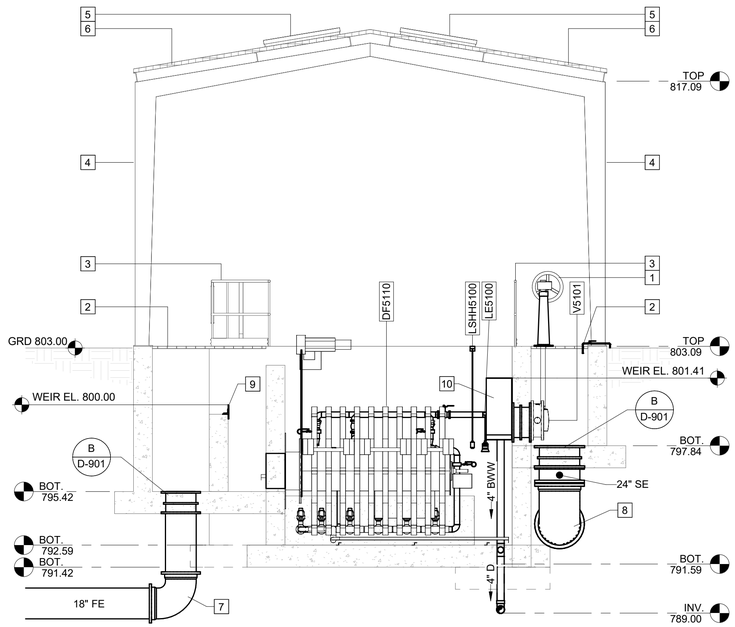
GEORGIA REGISTERED No. PE051452 PROFESSIONAL 03.19.2025 ENGINEER GRAHAM S. SIZEMORE

TERTIARY FILTERS - SECTIONS

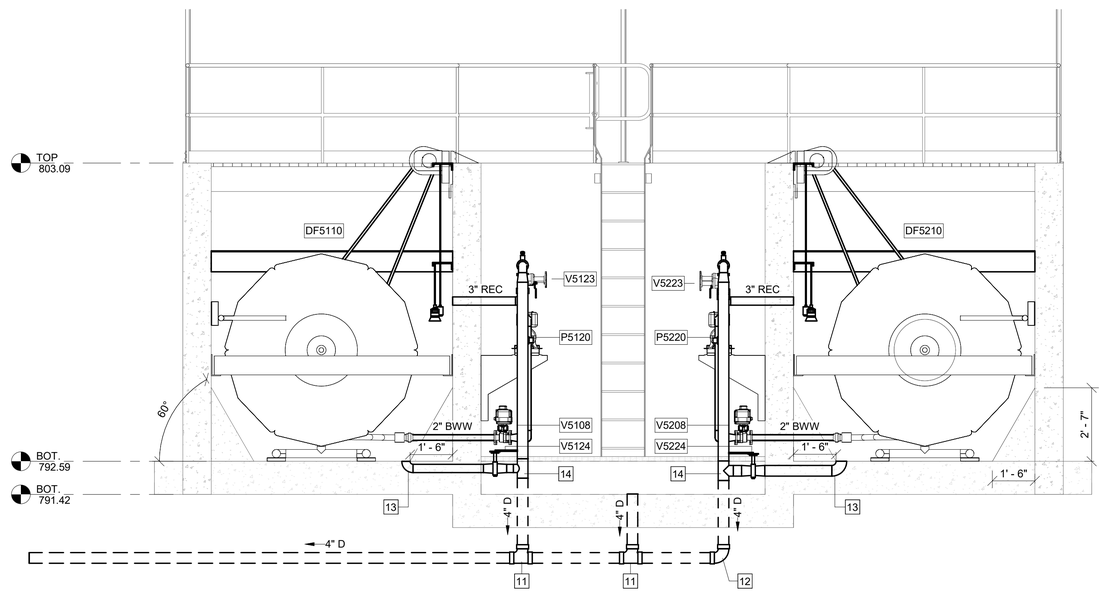
D-503

Autodesk Docs://CATL230033 - Commerce/CATL230033 - Commerce.rvt
3/19/2025 6:33:45 PM

This drawing is and shall remain the property of Goodwyn, Mills and Cawood, Inc. (GMC) and Goodwyn Mills Cawood LLC (GMC). Unauthorized use of any kind including use on other projects is prohibited. In the event that a conflict arises between the sealed drawings and the electronic files, the sealed drawings will govern.



F **SECTION**
D-501 SCALE: 1/4" = 1'-0"



G **SECTION**
D-501 SCALE: 3/8" = 1'-0"

KEY NOTES: #

1. EXTENDED BONNET W/ MANUAL HAND-WHEEL
2. REMOVABLE I-BAR ALUMINUM GRATING
3. 3'-6" ALUMINUM HANDRAIL W/ KICK PLATE
4. PRE-ENGINEERED CANOPY ASSEMBLY
5. TRANSLUCENT SKYLIGHT PANEL
6. STANDING SEAM METAL ROOF PANELS
7. 18" 90° MJ BEND
8. 24" 90° MJ BEND
9. EFFLUENT WEIR
10. PREFABRICATED INFLUENT WEIR BOX
11. 4" TEE
12. 4" 90° BEND
13. 3" 90 BEND
14. 4" X 3" TEE

GMC
6120 Powers Ferry Road NW, Suite 200
Atlanta, GA 30339
T 770.952.2481

STATE OF GEORGIA
GOODWYN MILLS CAWOOD, LLC
No. PE051452
PROFESSIONAL ENGINEER
Exp.06.30.2026
CERTIFICATE OF AUTHORIZATION

1" 0" .5" 1"

ISSUE	DATE	
30% Submittal	05.30.2024	
60% Submittal	08.29.2024	
90% Submittal	11.27.2024	
Bid Set	03.19.2025	
Conformed Set		CW
Project Manager:		GS
Engineer:		GS
Designer:		HKD/CE
Drawn By:		

COMMERCE 2.0 MGD
GROVE CREEK WPCP
COMMERCE, GA

CATL230033

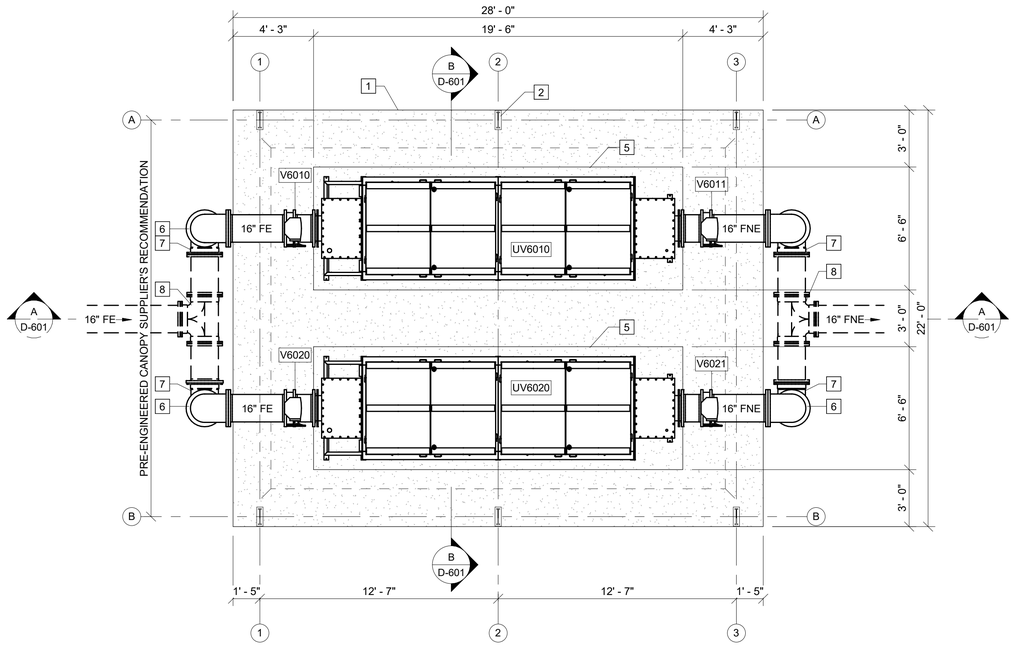
GEORGIA REGISTERED No. PE051452 PROFESSIONAL ENGINEER GRAHAM S. SIZEMORE 03.19.2025

TERTIARY FILTERS - SECTIONS

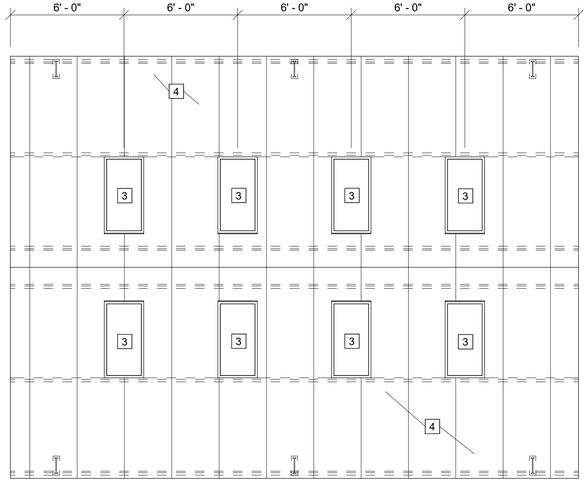
D-504

Autodesk Docs://CATL230033 - Commerce/CATL230033 - Commerce.rvt
3/19/2025 8:33:48 PM

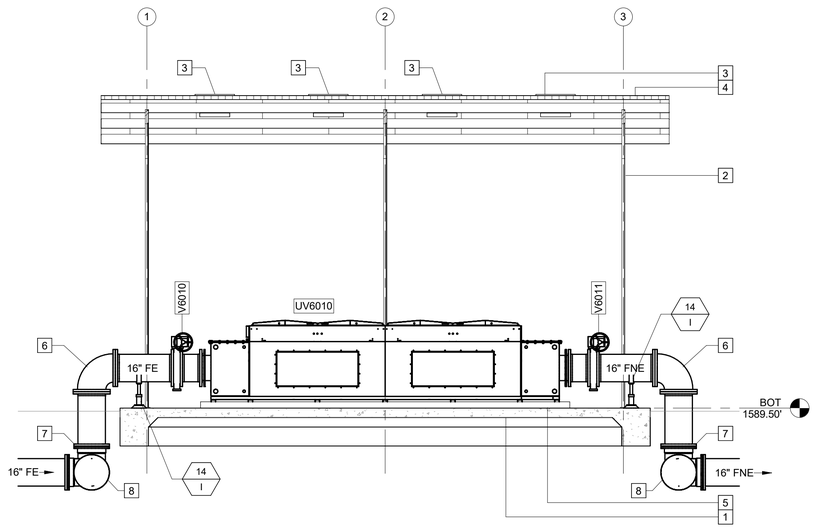
This drawing is and shall remain the property of Goodwyn, Mills and Cawood, Inc. (GMC) and Goodwyn Mills Cawood LLC (GMC). Unauthorized use of any kind including use on other projects is prohibited. In the event that a conflict arises between the sealed drawings and the electronic files, the sealed drawings will govern.



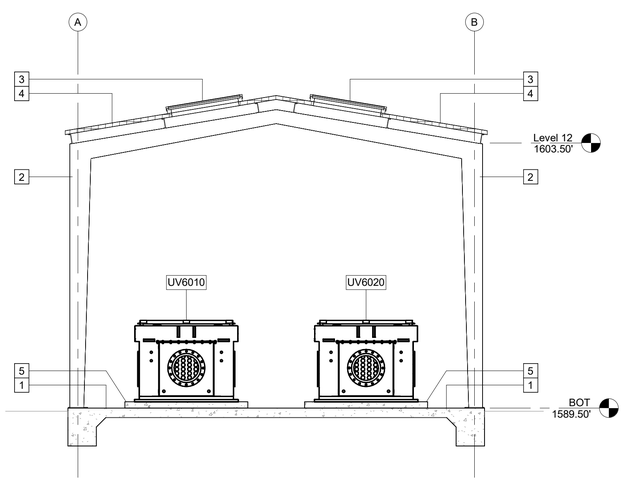
6A D-601 PLAN
SCALE: 1/4" = 1'-0"



6B D-601 ROOF PLAN
SCALE: 1/4" = 1'-0"



A D-601 SECTION
SCALE: 1/4" = 1'-0"



B D-601 SECTION
SCALE: 1/4" = 1'-0"

KEY NOTES: #

1. CONCRETE PAD
2. PRE-ENGINEERED CANOPY ASSEMBLY
3. TRANSLUCENT SKYLIGHT PANEL
4. STANDING SEAM METAL ROOF PANELS
5. 4" TALL CONCRETE EQUIPMENT PAD
6. 16" 90° FL BEND
7. 16" 90° MJ BEND
8. 16" MJ TEE

GMC
6120 Powers Ferry Road NW, Suite 200
Atlanta, GA 30339
T 770.952.2481

STATE OF GEORGIA
GOODWYN MILLS CAWOOD, LLC
CERTIFICATE OF AUTHORIZATION
Exp.06.30.2026

1" 0" .5" 1"

ISSUE	DATE	
30% Submittal	05.30.2024	
60% Submittal	08.29.2024	
90% Submittal	11.27.2024	
Bid Set	03.10.2025	
Conformed Set		CW
Project Manager:		GS
Engineer:		GS
Designer:		HKD/CE
Drawn By:		

COMMERCE 2.0 MGD
GROVE CREEK WPCP
COMMERCE, GA

CATL230033

GEORGIA REGISTERED No. PE051452 PROFESSIONAL 03.19.2025 ENGINEER GRAHAM S. SIZEMORE

ULTRAVIOLET DISINDECTION - PLANS & SECTIONS

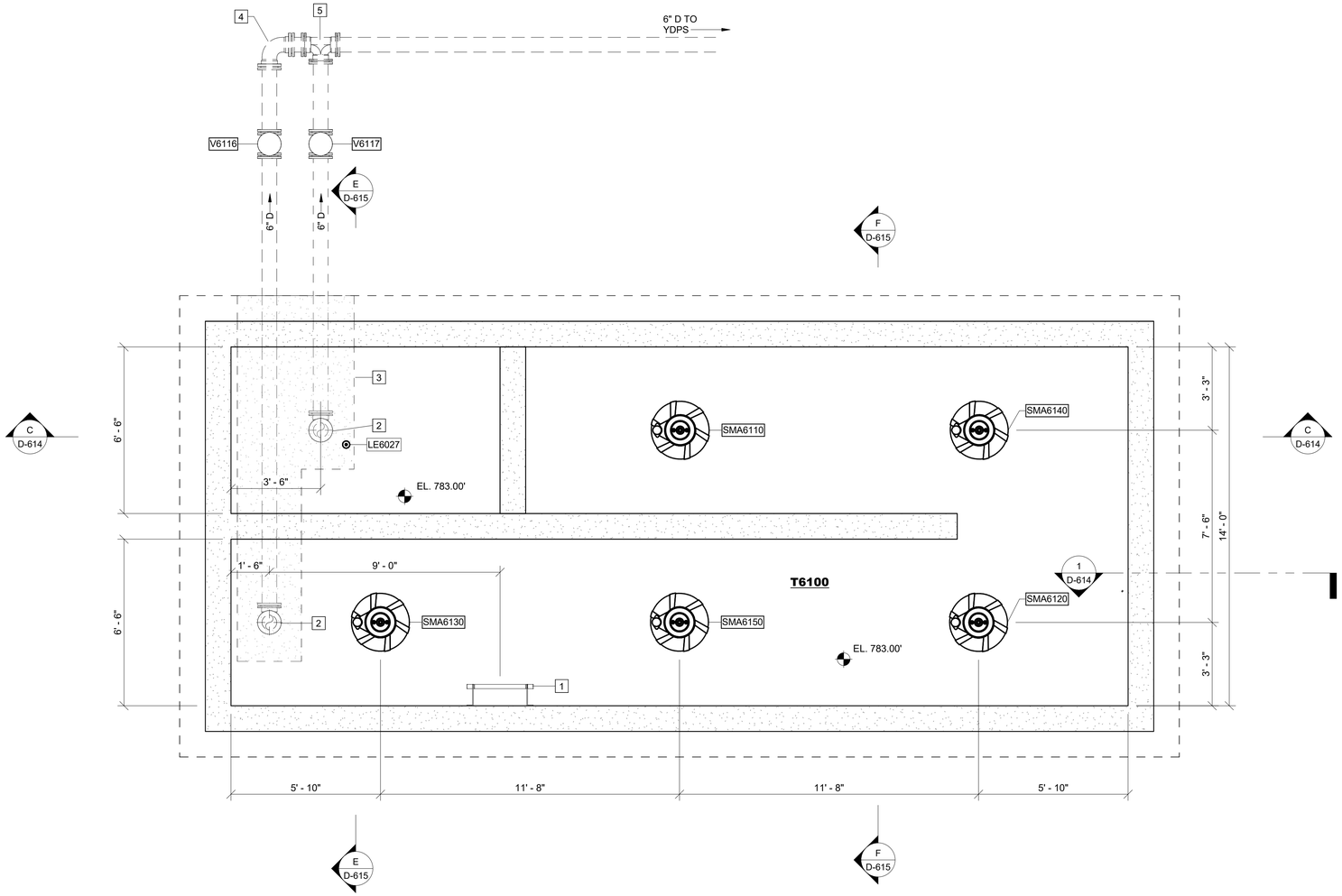
D-601

Autodesk Docs://CATL230033 - Commerce/CATL230033 - Commerce UV.rvt
3/19/2025 6:15:58 PM

This drawing is and shall remain the property of Goodwyn, Mills and Cawood, Inc. (GMC) and Goodwyn Mills Cawood LLC (GMC). Unauthorized use of any kind including use on other projects is prohibited. In the event that a conflict arises between the sealed drawings and the electronic files, the sealed drawings will govern.

KEY NOTES: [#]

1. LADDER
2. 6" MJ 90° BEND
3. CONCRETE ENCASEMENT
4. 6" 90° MJ BEND
5. 6" MJ TEE



GMC
6120 Powers Ferry Road NW, Suite 200
Atlanta, GA 30339
T 770.952.2481

STATE OF GEORGIA GOODWYN MILLS CAWOOD, LLC CERTIFICATE OF AUTHORIZATION Exp.06.30.2026

1" 0" .5" 1"

ISSUE	DATE	
30% Submittal	05.30.2024	
60% Submittal	08.29.2024	
90% Submittal	11.27.2024	
Bid Set	03.19.2025	
Conformed Set		CW
Project Manager:		GS
Engineer:		GS
Designer:		HKD/CE
Drawn By:		

COMMERCE 2.0 MGD
GROVE CREEK WPCP
COMMERCE, GA

CATL230033

GEORGIA REGISTERED No. PE051452 PROFESSIONAL ENGINEER GRAHAM S. SIZEMORE 03.19.2025

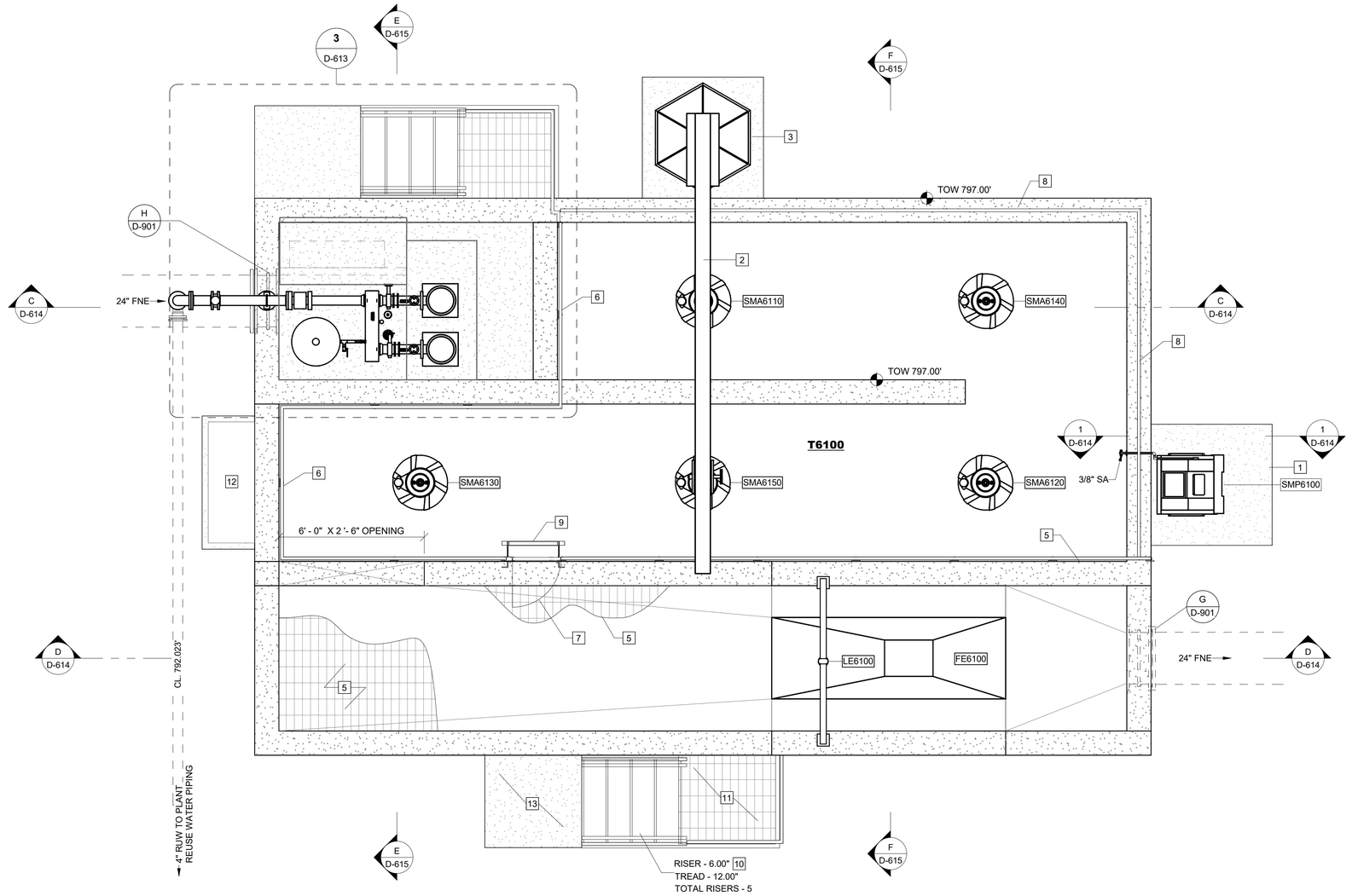
PLANT REUSE WATER PUMP STATION AND POST AERATION - LOWER PLAN

D-611

6B D-611 **LOWER PLAN**
SCALE: 3/8" = 1'-0"

Autodesk Docs://CATL230033 - Commerce/CATL230033 - Commerce RUW and Post Aeration.rvt
3/19/2025 6:09:42 PM

This drawing is and shall remain the property of Goodwyn, Mills and Cawood, Inc. (GMC) and Goodwyn Mills Cawood LLC (GMC). Unauthorized use of any kind including use on other projects is prohibited. In the event that a conflict arises between the sealed drawings and the electronic files, the sealed drawings will govern.



KEY NOTES: #

1. 5' X 5' X 6" THK CONCRETE PAD FOR AUTOMATIC SAMPLER
2. JIB CRANE
3. 5' X 5' X 4' THK CONCRETE PAD FOR JIB CRANE
4. GROUT
5. ALUMINUM I-BAR GRATING (OVER ENTIRE CHANNEL)
6. 3"-6" ALUMINUM HANDRAILS
7. 36"x24" SAFETY GATE
8. 1'-0" ALUMINUM SAFETY RAIL
9. LADDER
10. METAL STAIRS W/ RAILING
11. ELEVATED METAL LANDING
12. ELECTRICAL EQUIPMENT
13. CONCRETE LANDING

GMC
6120 Powers Ferry Road NW, Suite 200
Atlanta, GA 30339
T 770.952.2481

STATE OF GEORGIA — GOODWYN MILLS CAWOOD, LLC — CERTIFICATE OF AUTHORIZATION — Exp.06.30.2026

1" 0" .5" 1"

ISSUE	DATE
30% Submittal	05.30.2024
60% Submittal	08.29.2024
90% Submittal	11.27.2024
Bid Set	03.19.2025
Conformed Set	
Project Manager:	CW
Engineer:	GS
Designer:	GS
Drawn By:	HKD/CE

COMMERCE 2.0 MGD
GROVE CREEK WPCP
COMMERCE, GA

CATL230033

GEORGIA REGISTERED No. PE051452 PROFESSIONAL ENGINEER GRAHAM S. SIZEMORE 03.19.2025

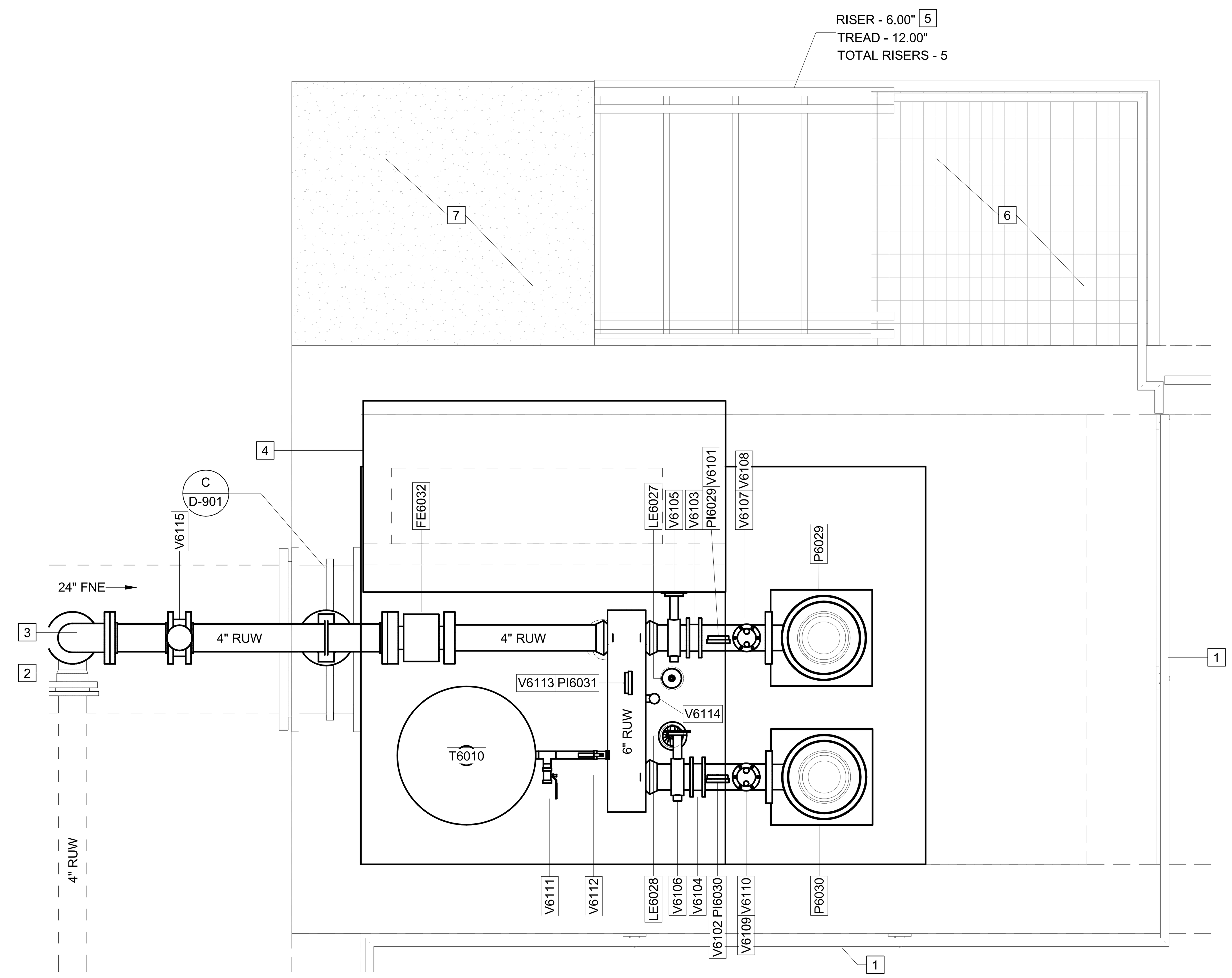
PLANT REUSE WATER PUMP STATION AND POST AERATION - UPPER PLAN

D-612

6C / D-612 **UPPER PLAN**
SCALE: 3/8" = 1'-0"

Autodesk Docs://CATL230033 - Commerce/CATL230033 - Commerce RUW and Post Aeration.rvt
3/19/2025 6:09:43 PM

This drawing is and shall remain the property of Goodwyn, Mills and Cawood, Inc. (GMC) and Goodwyn Mills Cawood LLC (GMC). Unauthorized use of any kind including use on other projects is prohibited. In the event that a conflict arises between the sealed drawings and the electronic files, the sealed drawings will govern.



3 D-612 **PLAN**
SCALE: 3/4" = 1'-0"

KEY NOTES: #

1. 3'-6" ALUMINUM HANDRAIL
2. 4" MJ 90° BEND
3. 4" FL 90° BEND
4. VENDOR PACKAGE PUMP SKID
5. METAL STAIRS W/ RAILING
6. ELEVATED METAL LANDING
7. CONCRETE LANDING

GMC
6120 Powers Ferry Road NW, Suite 200
Atlanta, GA 30339
T 770.952.2481

STATE OF GEORGIA CERTIFICATE OF AUTHORIZATION GOODWYN MILLS CAWOOD, LLC No.PEF007898 Exp.06.30.2026

1" .5" 0" 1"

ISSUE	DATE
30% Submittal	05.30.2024
60% Submittal	08.29.2024
90% Submittal	11.27.2024
Bid Set	03.19.2025
Conformed Set	
Project Manager:	CW
Engineer:	GS
Designer:	GS
Drawn By:	HKD/CE

COMMERCE 2.0 MGD
GROVE CREEK WPCP
COMMERCE, GA

CATL230033

GEORGIA REGISTERED No. PE051452 PROFESSIONAL 03.19.2025 ENGINEER GRAHAM S. SIZEMORE

PLANT REUSE WATER PUMP STATION AND POST AERATION - PIPING DETAIL PLAN

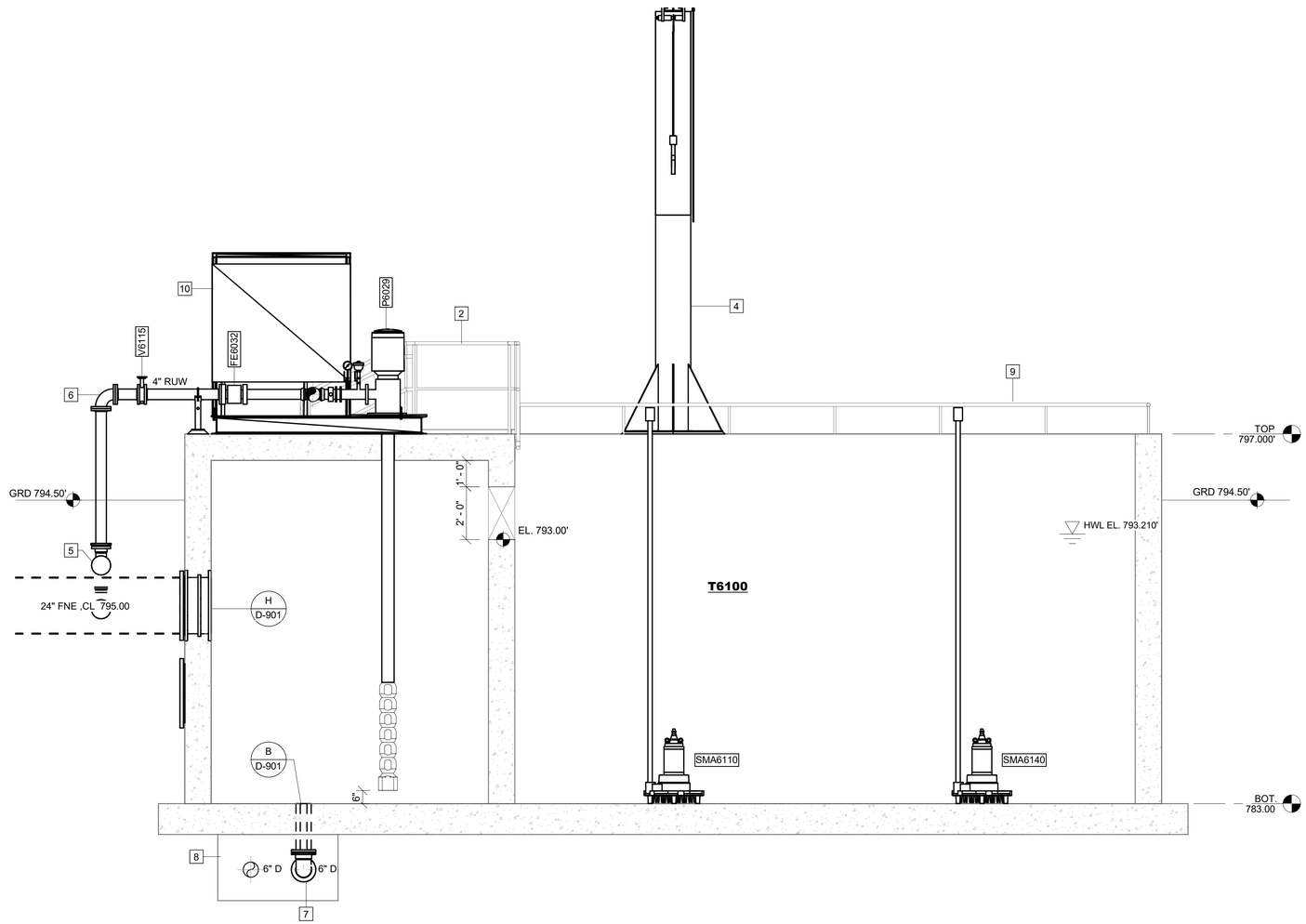
D-613

Autodesk Docs://CATL230033 - Commerce/CATL230033 - Commerce RUW and Post Aeration.rvt
3/19/2025 6:09:43 PM

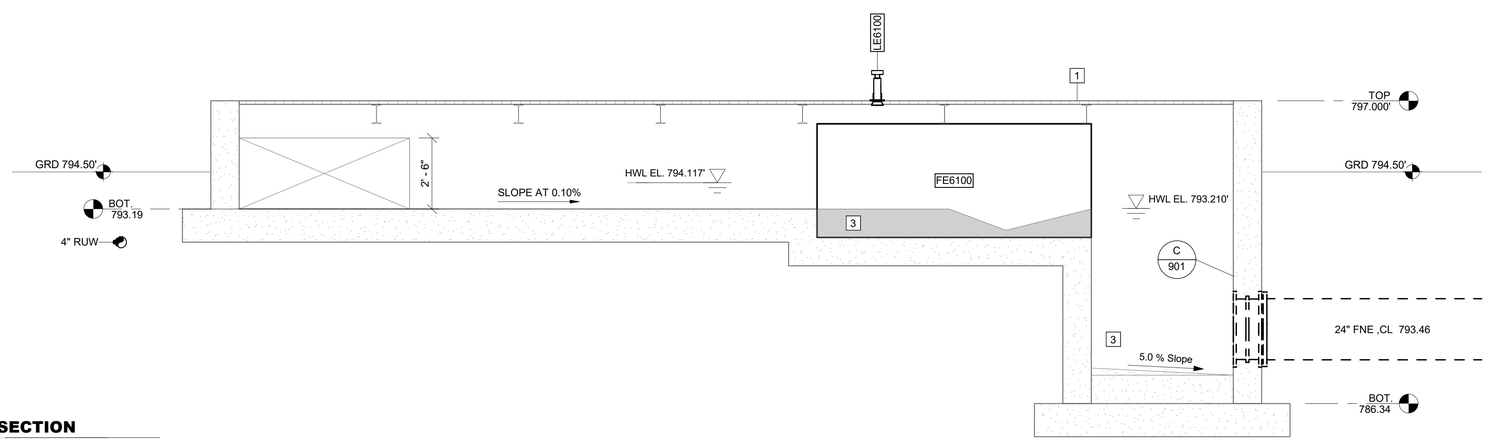
This drawing is and shall remain the property of Goodwyn, Mills and Cawood, Inc. (GMC) and Goodwyn Mills Cawood LLC (GMC). Unauthorized use of any kind including use on other projects is prohibited. In the event that a conflict arises between the sealed drawings and the electronic files, the sealed drawings will govern.

KEY NOTES: #

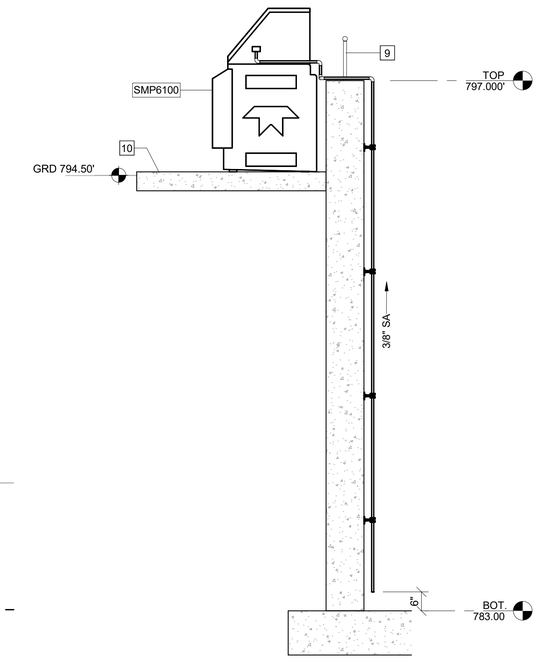
1. ALUMINUM I-BAR GRATING
2. 3'-6" ALUMINUM HANDRAIL
3. GROUT
4. JIB CRANE
5. 4" MJ 90° BEND
6. 4" FL 90° BEND
7. 6" MJ 90° BEND
8. CONCRETE ENCASEMENT
9. 1'-0" ALUMINUM SAFETY RAIL
10. 5' X 5' X 6" THK CONCRETE PAD FOR AUTOMATIC SAMPLER
11. VENDOR PACKAGE PUMP SKID



C SECTION
D-611 SCALE: 3/8" = 1'-0"



D SECTION
D-612 SCALE: 3/8" = 1'-0"



1 SECTION
D-611 SCALE: 1/2" = 1'-0"

GMC
6120 Powers Ferry Road NW, Suite 200
Atlanta, GA 30339
T 770.952.2481

STATE OF GEORGIA — GOODWYN MILLS CAWOOD, LLC — CERTIFICATE OF AUTHORIZATION — Exp.06.30.2026

1" 0" .5" 1"

ISSUE	DATE	
30% Submittal	05.30.2024	
60% Submittal	08.29.2024	
90% Submittal	11.27.2024	
Bid Set	03.19.2025	
Conformed Set		CW
Project Manager:		GS
Engineer:		GS
Designer:		HKD/CE
Drawn By:		

COMMERCE 2.0 MGD
GROVE CREEK WPCP
COMMERCE, GA

CATL230033

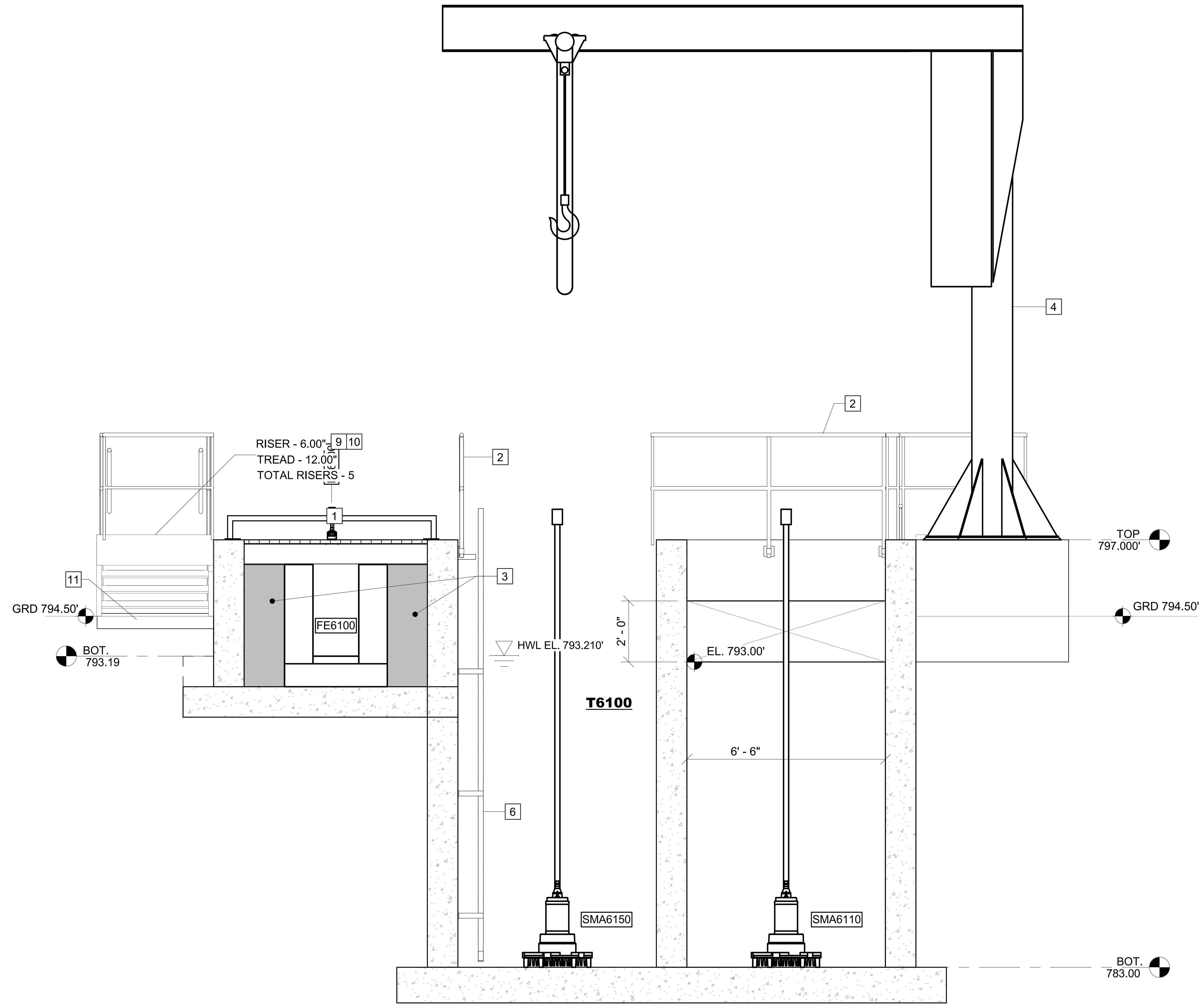
GEORGIA REGISTERED PROFESSIONAL ENGINEER
No. PE051452
03.19.2025
GRAHAM S. SIZEMORE

PLANT REUSE WATER PUMP STATION AND POST AERATION - SECTIONS

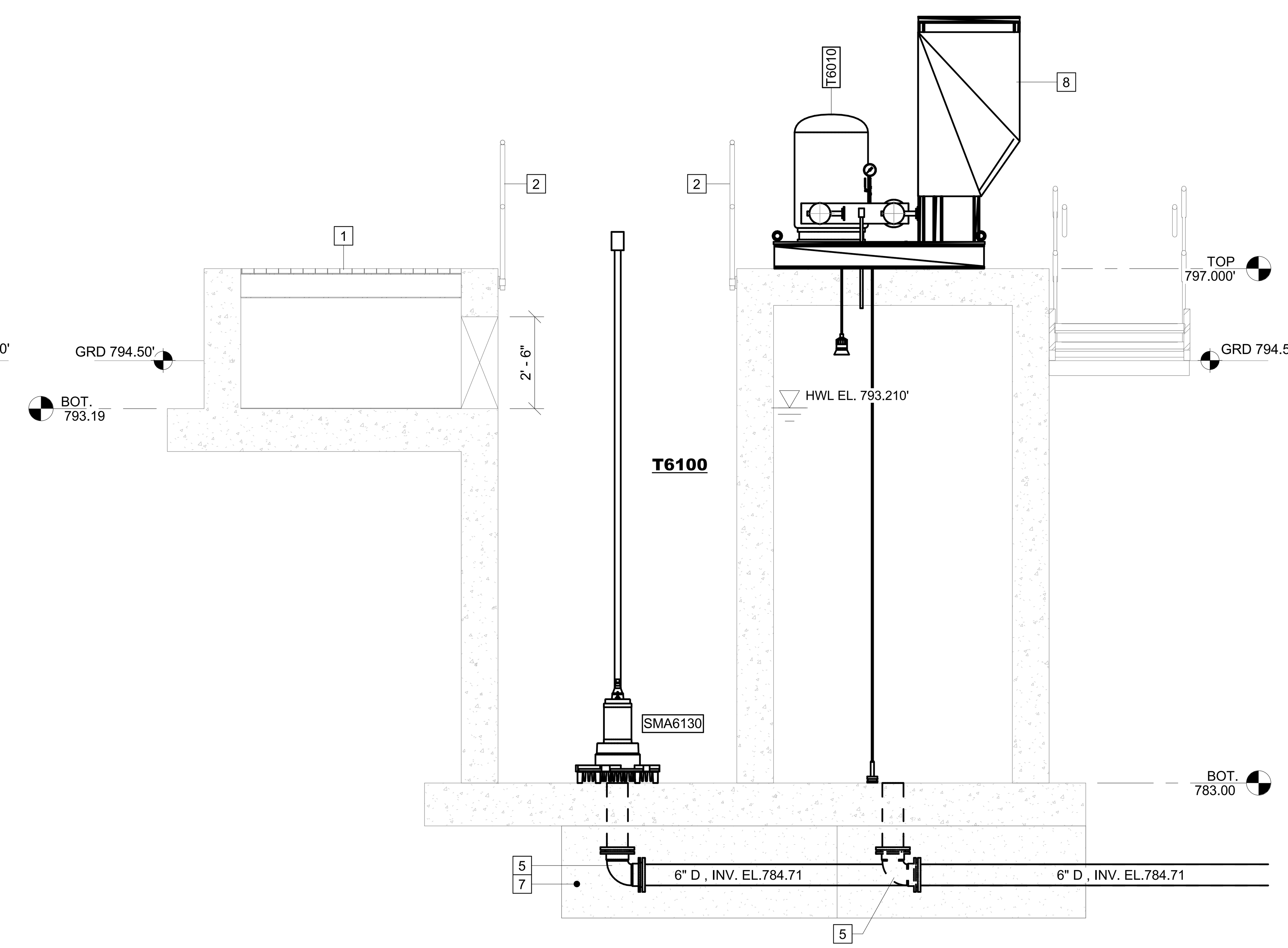
D-614

Autodesk Docs://CATL230033 - Commerce/CATL230033 - Commerce RUW and Post Aeration.rvt
3/19/2025 6:09:45 PM

This drawing is and shall remain the property of Goodwyn, Mills and Cawood, Inc. (GMC) and Goodwyn Mills Cawood LLC (GMC). Unauthorized use of any kind including use on other projects is prohibited. In the event that a conflict arises between the sealed drawings and the electronic files, the sealed drawings will govern.



F
D-611
SECTION
SCALE: 3/8" = 1'-0"



E
D-611
SECTION
SCALE: 3/8" = 1'-0"

KEY NOTES: #

1. ALUMINUM I-BAR GRATING
2. 3'-6" ALUMINUM HANDRAIL
3. GROUT
4. JIB CRANE W/ 5' X 5' X 4' THK CONCRETE PAD
5. 6" MJ 90° BEND
6. LADDER
7. CONCRETE ENCASEMENT
8. VENDOR PACKAGE PUMP SKID
9. METAL STAIRS W/ RAILING
10. ELEVATED METAL LANDING
11. CONCRETE LANDING

GMC
6120 Powers Ferry Road NW, Suite 200
Atlanta, GA 30339
T 770.952.2481

STATE OF GEORGIA CERTIFICATE OF AUTHORIZATION
GOODWYN MILLS CAWOOD, LLC
No. PEF007898
Exp. 06.30.2026

ISSUE	DATE
30% Submittal	05.30.2024
60% Submittal	08.29.2024
90% Submittal	11.27.2024
Bid Set	03.19.2025
Conformed Set	
Project Manager:	CW
Engineer:	GS
Designer:	GS
Drawn By:	HKD/CE

COMMERCE 2.0 MGD
GROVE CREEK WPCP
COMMERCE, GA

CATL230033

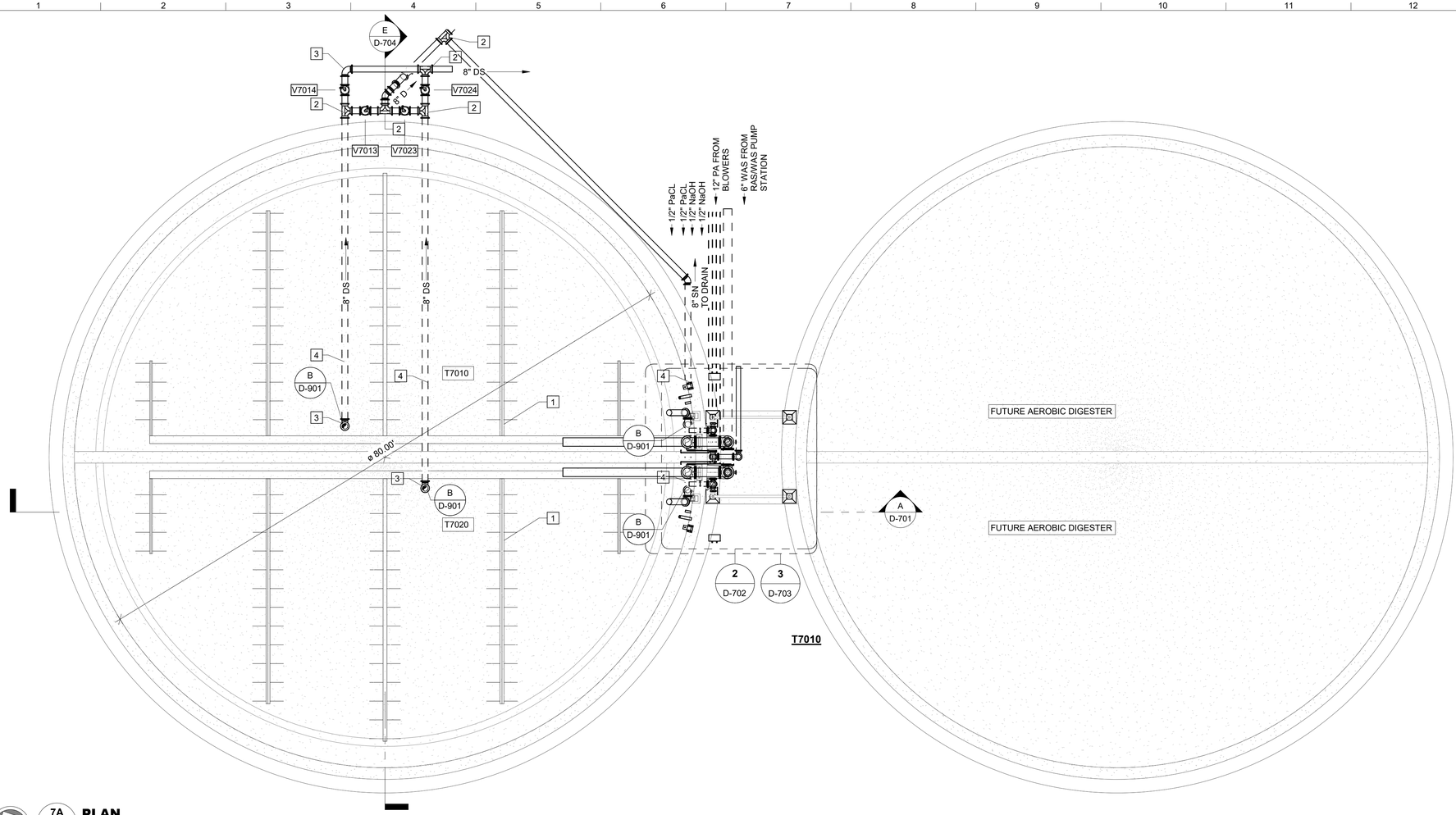
GEORGIA REGISTERED PROFESSIONAL ENGINEER
No. PE051452
Graham Sizemore
03.19.2025
GRAHAM S. SIZEMORE

PLANT REUSE WATER PUMP STATION AND POST AERATION - SECTIONS

D-615

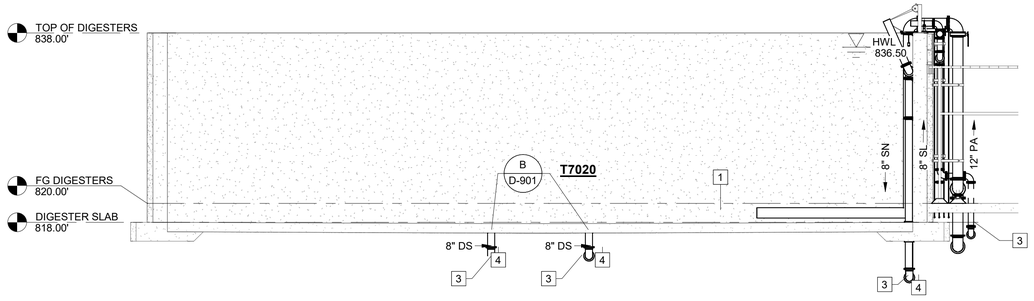
Autodesk Docs://CATL230033 - Commerce/CATL230033 - Commerce RUW and Post Aeration.rvt
3/19/2025 6:09:46 PM

This drawing is and shall remain the property of Goodwyn, Mills and Cawood, Inc. (GMC) and Goodwyn Mills Cawood LLC (GMC). Unauthorized use of any kind including use on other projects is prohibited. In the event that a conflict arises between the sealed drawings and the electronic files, the sealed drawings will govern.



7A D-701 **PLAN**

SCALE: 1/8" = 1'-0"



A D-701 **SECTION**

SCALE: 1/8" = 1'-0"

KEY NOTES: #

1. DIFFUSER ASSEMBLY
2. 8" MJ TEE
3. 8" 90° MJ BEND
4. CONCRETE ENCASEMENT

GMC
6120 Powers Ferry Road NW, Suite 200
Atlanta, GA 30339
T 770.952.2481

STATE OF GEORGIA
GOODWYN MILLS CAWOOD, LLC
CERTIFICATE OF AUTHORIZATION
Exp.06.30.2026

1" 0" .5" 1"

ISSUE	DATE	
30% Submittal	05.30.2024	
60% Submittal	08.29.2024	
90% Submittal	11.27.2024	
Bid Set	03.19.2025	
Conformed Set		CW
Project Manager:		GS
Engineer:		GS
Designer:		HKD/CE
Drawn By:		

COMMERCE 2.0 MGD
GROVE CREEK WPCP
COMMERCE, GA

CATL230033

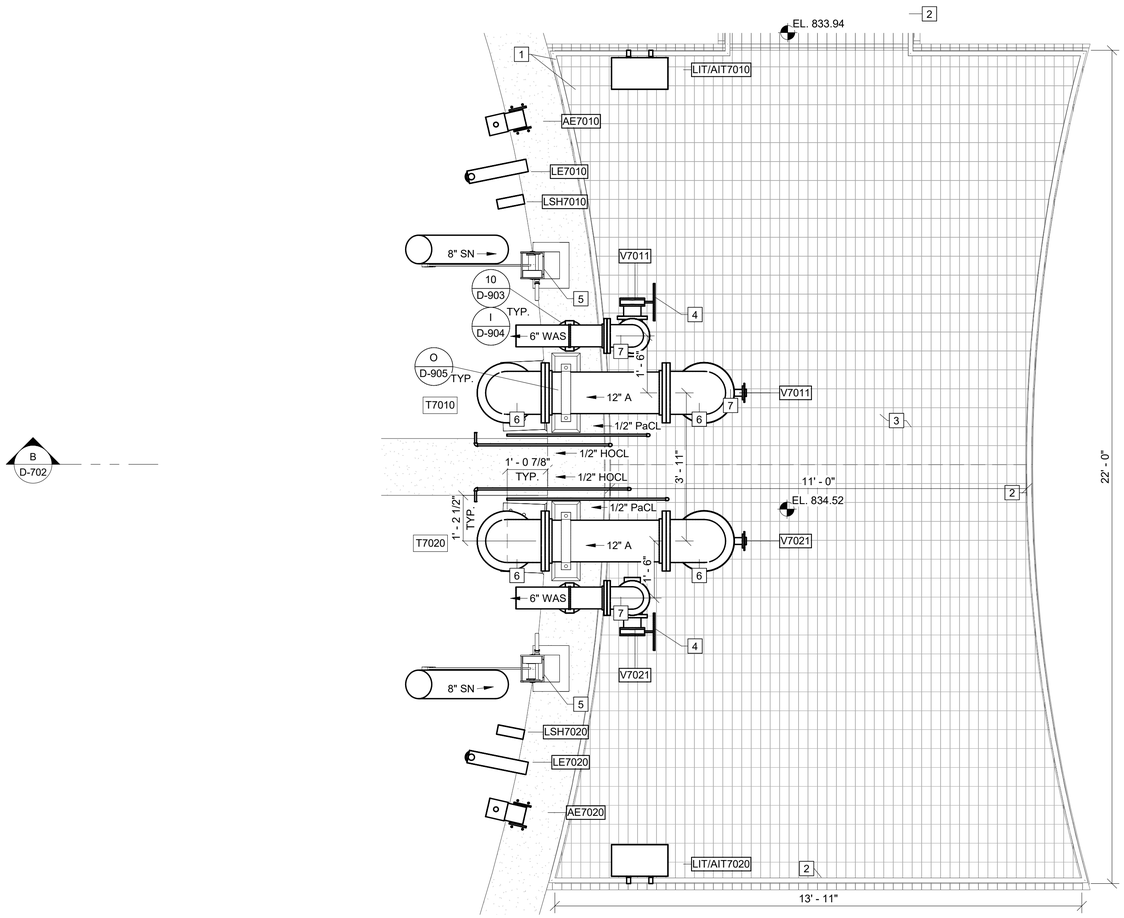
GEORGIA REGISTERED No. PE051452 PROFESSIONAL Engineering 03.19.2025 ENGINEER GRAHAM S. SIZEMORE

AEROBIC DIGESTERS - PLAN AND SECTION

D-701

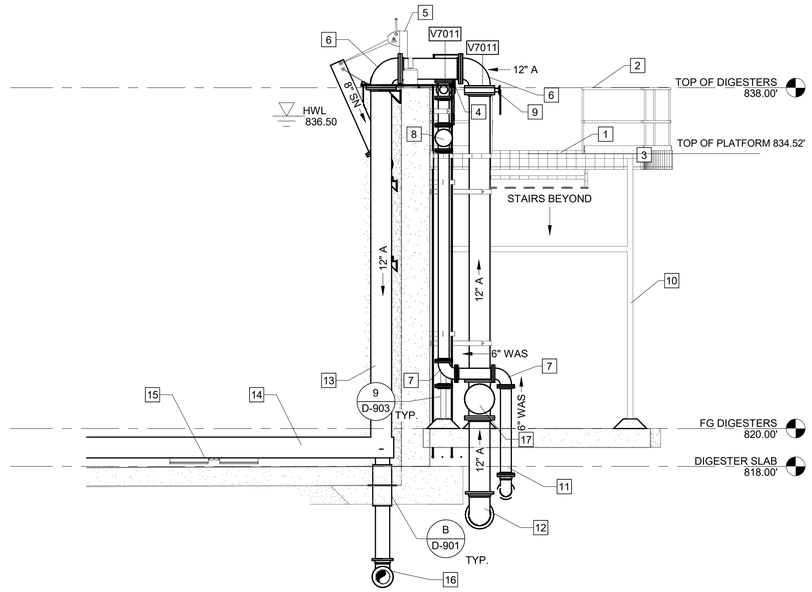
Autodesk Docs://CATL230033 - Commerce/CATL230033 - Commerce.rvt
3/19/2025 6:33:51 PM

This drawing is and shall remain the property of Goodwyn, Mills and Cawood, Inc. (GMC) and Goodwyn Mills Cawood LLC (GMC). Unauthorized use of any kind including use on other projects is prohibited. In the event that a conflict arises between the sealed drawings and the electronic files, the sealed drawings will govern.



B
D-702

2 UPPER PLAN
D-701 SCALE: 1/2" = 1'-0"



B SECTION
D-702 SCALE: 1/4" = 1'-0"

KEY NOTES: #

1. PRE-FABRICATED ALUMINUM STAIRS AND PLATFORM - DELEGATED DESIGN - PROVIDE PROVISIONS FOR PIPE ENTRANCES THROUGH GRATED FLOOR
2. ALUMINUM HANDRAIL
3. GRATED FLOOR
4. HANDWHEEL ACTUATOR
5. HANDWINCH FOR DECANTER
6. 12" 90° FL BEND
7. 6" 90° FL BEND
8. 6" FL TEE
9. LEVER ACTUATOR
10. STAIR AND PLATFORM SUPPORTS BY PRE-FAB VENDOR
11. 6" 90° MJ BEND
12. 12" 90° MJ BEND
13. SST DROP PIPE
14. COARSE BUBBLE DIFFUSER HEADER
15. COARSE BUBBLE LATERAL AND DIFFUSER
16. 8" 90° MJ BEND
17. 12" FL TEE

GMC
6120 Powers Ferry Road NW, Suite 200
Atlanta, GA 30339
T 770.952.2481

STATE OF GEORGIA
GOODWYN MILLS CAWOOD, LLC
CERTIFICATE OF AUTHORIZATION NO. PEZ417
Exp.06.30.2026

1" 0" .5" 1"

ISSUE	DATE	
30% Submittal	05.30.2024	
60% Submittal	08.29.2024	
90% Submittal	11.27.2024	
Bid Set	03.19.2025	
Conformed Set		
Project Manager:		CW
Engineer:		GS
Designer:		GS
Drawn By:		HKD/CE

COMMERCE 2.0 MGD
GROVE CREEK WPCP
COMMERCE, GA

CATL230033

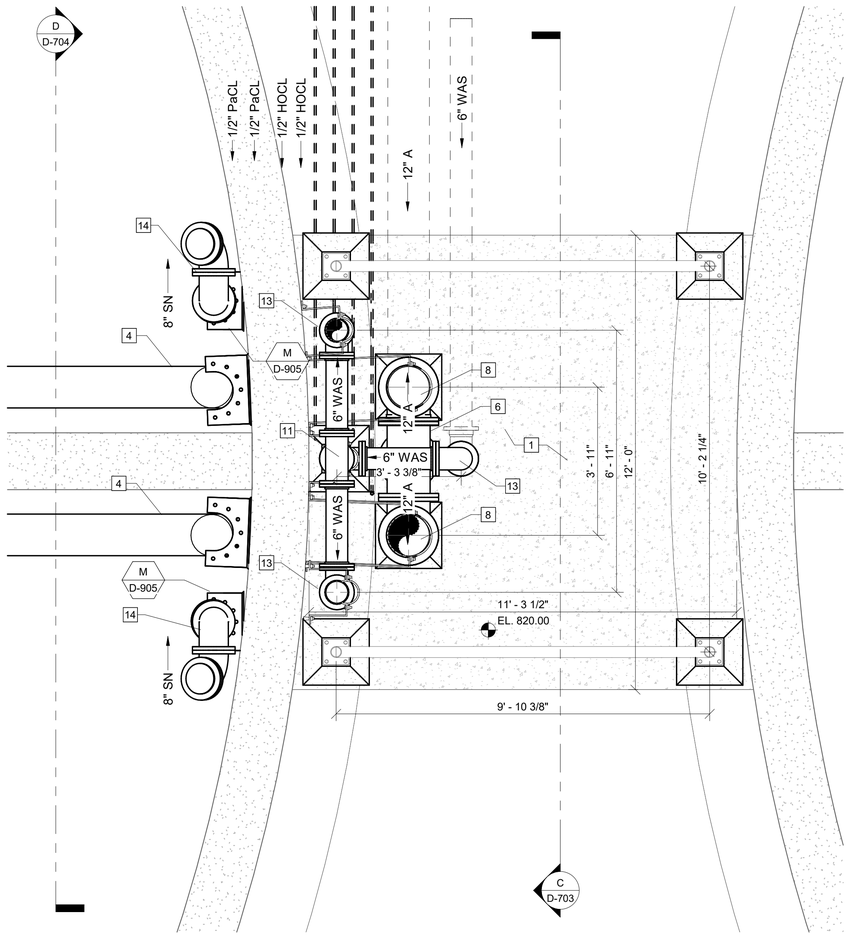
GEORGIA REGISTERED No. PE051452 PROFESSIONAL ENGINEER 03.19.2025 GRAHAM S. SIZEMORE

AEROBIC DIGESTERS - UPPER PLAN AND SECTION

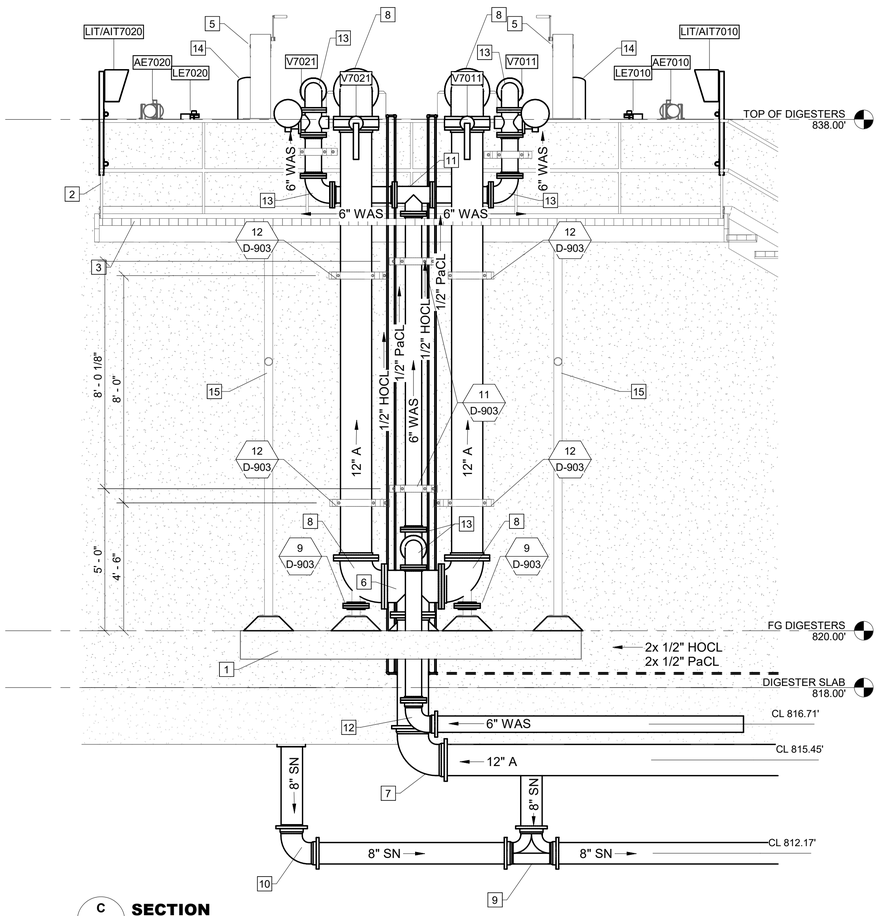
D-702

Autodesk Docs://CATL230033 - Commerce/CATL230033 - Commerce.rvt
3/19/2025 6:33:52 PM

This drawing is and shall remain the property of Goodwyn, Mills and Cawood, Inc. (GMC) and Goodwyn Mills Cawood LLC (GMC). Unauthorized use of any kind including use on other projects is prohibited. In the event that a conflict arises between the sealed drawings and the electronic files, the sealed drawings will govern.



3 D-701 **PIPING PLAN**
SCALE: 1/2" = 1'-0"



C D-703 **SECTION**
SCALE: 3/8" = 1'-0"

KEY NOTES: #

1. CONCRETE PAD
2. ALUMINUM HANDRAIL
3. GRATED FLOOR
4. DIFFUSER ASSEMBLY HEADER AND SST DROP PIPE
5. HANDWINCH FOR DECANTER
6. 12" FL TEE
7. 12" 90° MJ BEND
8. 12" 90° FL BEND
9. 8" MJ TEE
10. 8" 90° MJ BEND
11. 6" FL TEE
12. 6" 90° MJ BEND
13. 6" 90° FL BEND
14. 8" DECANTER ASSEMBLY
15. PRE-FABRICATED ALUMINUM STAIRS SUPPORT SYSTEM - BY VENDOR

GMC
6120 Powers Ferry Road NW, Suite 200
Atlanta, GA 30339
T 770.952.2481

STATE OF GEORGIA
GOODWYN MILLS CAWOOD, LLC
CERTIFICATE OF AUTHORIZATION
Exp. 06.30.2026

1" 0" .5"

ISSUE | DATE

30% Submittal	05.30.2024
60% Submittal	08.29.2024
90% Submittal	11.27.2024
Bid Set	03.19.2025
Conformed Set	
Project Manager:	CW
Engineer:	GS
Designer:	GS
Drawn By:	HKD/CE

COMMERCE 2.0 MGD
GROVE CREEK WPCP
COMMERCE, GA

CATL230033

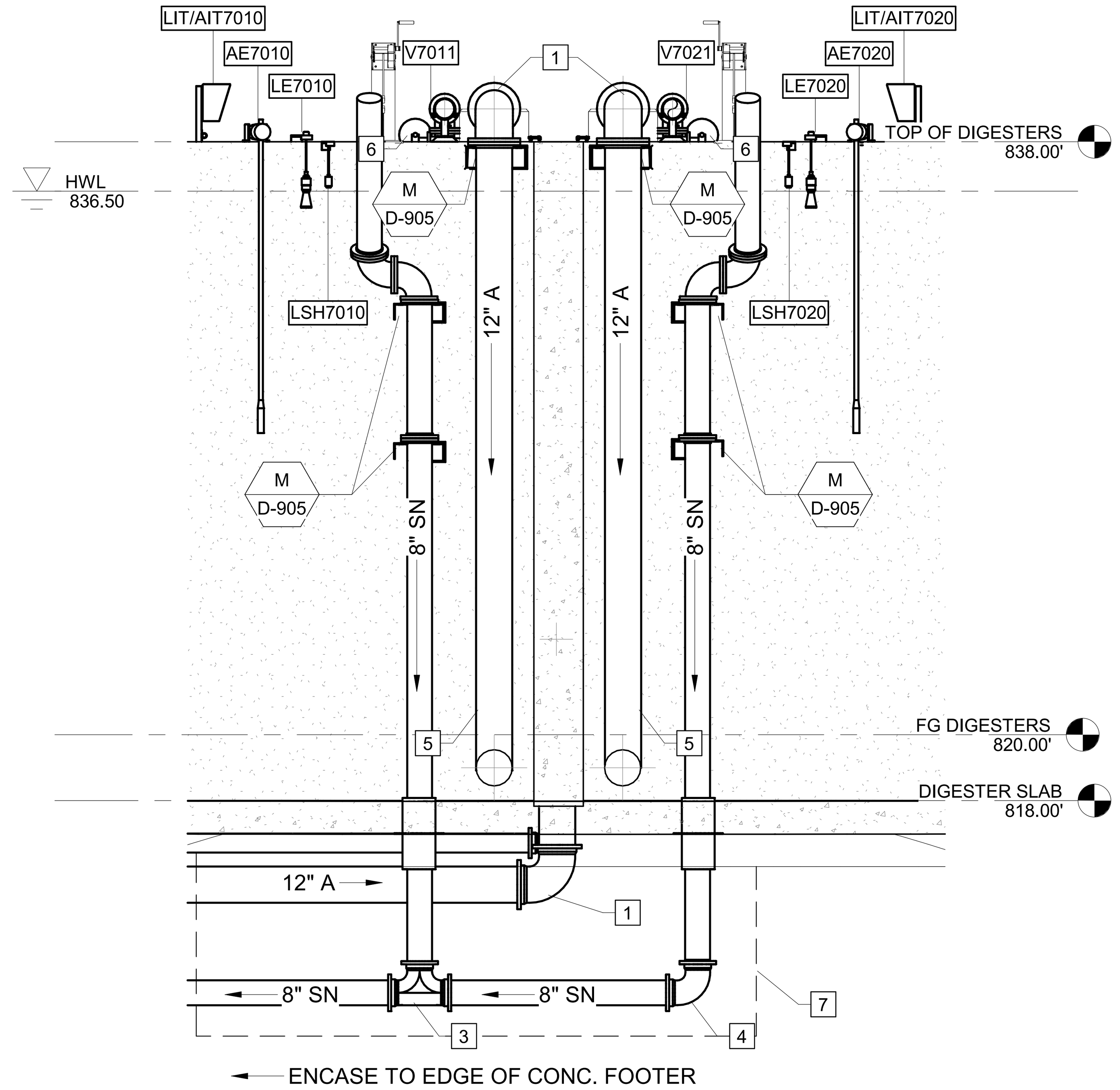
GEORGIA REGISTERED No. PE051452 PROFESSIONAL ENGINEER GRAHAM S. SIZEMORE 03.19.2025

AEROBIC DIGESTERS - PIPING PLAN AND SECTION

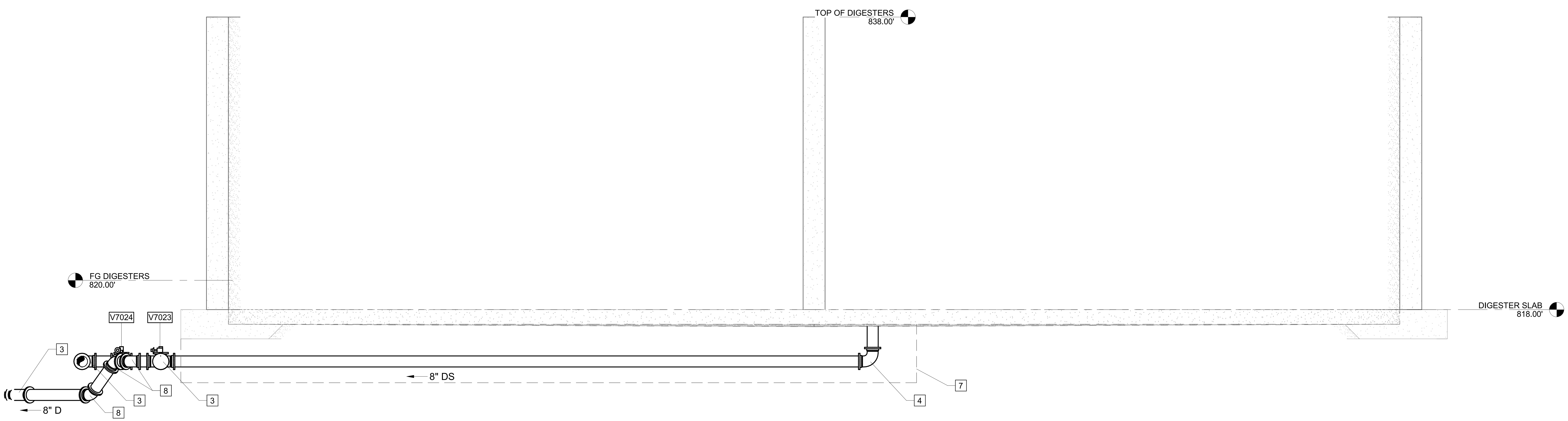
D-703

Autodesk Docs://CATL230033 - Commerce/CATL230033 - Commerce.rvt
3/19/2025 8:33:54 PM

This drawing is and shall remain the property of Goodwyn, Mills and Cawood, Inc. (GMC) and Goodwyn Mills Cawood LLC (GMC). Unauthorized use of any kind including use on other projects is prohibited. In the event that a conflict arises between the sealed drawings and the electronic files, the sealed drawings will govern.



D / D-703 **SECTION**
SCALE: 1/4" = 1'-0"



E / D-701 **SECTION**
SCALE: 1/4" = 1'-0"

KEY NOTES: #

1. 12" 90° MJ BEND
2. 12" 90° FL BEND
3. 8" MJ TEE
4. 8" MJ 90° BEND
5. METAL TO PVC CONNECTION
6. HANDWHEEL ACTUATOR
7. CONCRETE ENCASEMENT

GMC
6120 Powers Ferry Road NW, Suite 200
Atlanta, GA 30339
T 770.952.2481

STATE OF GEORGIA CERTIFICATE OF AUTHORIZATION — GOODWYN MILLS CAWOOD, LLC No.PEF007898 Exp.06.30.2026

ISSUE	DATE
30% Submittal	05.30.2024
60% Submittal	08.29.2024
90% Submittal	11.27.2024
Bid Set	03.19.2025
Conformed Set	
Project Manager:	CW
Engineer:	GS
Designer:	GS
Drawn By:	HKD/CE

COMMERCE 2.0 MGD
GROVE CREEK WPCP
COMMERCE, GA

CATL230033

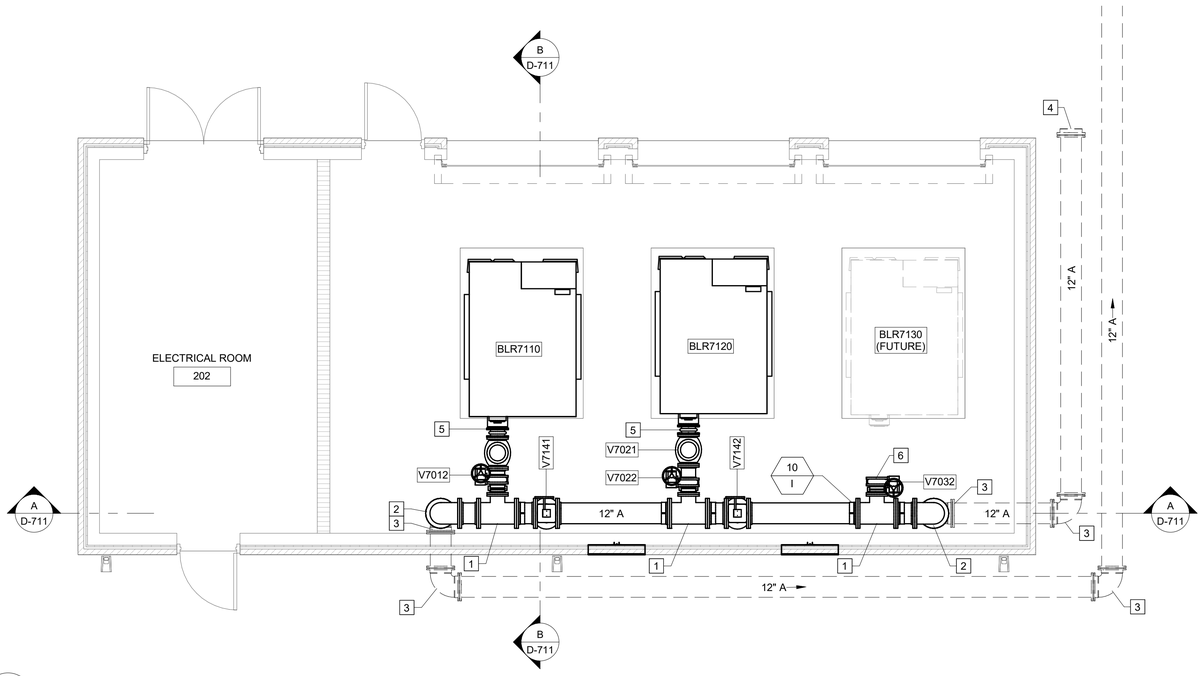
GEORGIA REGISTERED PROFESSIONAL ENGINEER No. PE051452 GRAHAM S. SIZEMORE 03.19.2025

AEROBIC DIGESTERS - SECTIONS

D-704

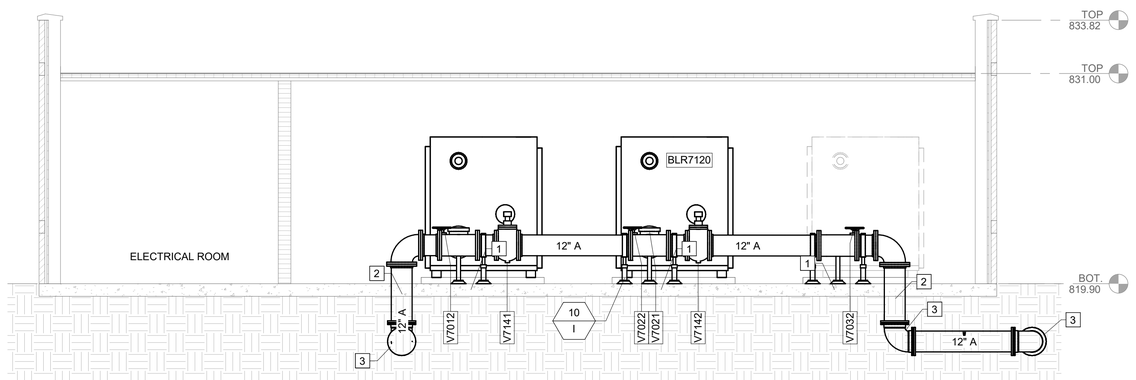
Autodesk Docs://CATL230033 - Commerce/CATL230033 - Commerce.rvt
3/19/2025 6:33:56 PM

This drawing is and shall remain the property of Goodwyn, Mills and Cawood, Inc. (GMC) and Goodwyn Mills Cawood LLC (GMC). Unauthorized use of any kind including use on other projects is prohibited. In the event that a conflict arises between the sealed drawings and the electronic files, the sealed drawings will govern.



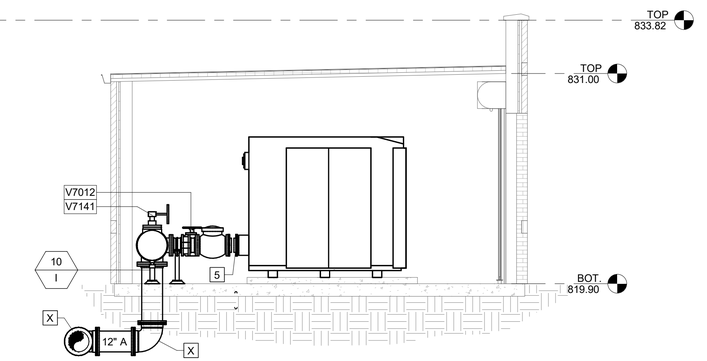
7B / **D-711** **PLAN**

SCALE: 1/4" = 1'-0"



A / **D-711** **SECTION**

SCALE: 1/4" = 1'-0"



B / **D-711** **SECTION**

SCALE: 1/4" = 1'-0"

KEY NOTES: #

1. 12" X 8" FL TEE
2. 12" 90° FL BEND
3. 12" 90° MJ BEND
4. MJ PLUG
5. SINGLE ARCH EXPANSION JOINT
6. BLIND FLANGE

GMC

6120 Powers Ferry Road NW, Suite 200
Atlanta, GA 30339
T 770.952.2481

STATE OF GEORGIA
GOODWYN MILLS CAWOOD, LLC
CERTIFICATE OF AUTHORIZATION
Exp.06.30.2026

1" 0" .5" 1"

ISSUE	DATE
30% Submittal	05.30.2024
60% Submittal	08.29.2024
90% Submittal	11.27.2024
Bid Set	03.19.2025
Conformed Set	
Project Manager:	CW
Engineer:	GS
Designer:	GS
Drawn By:	HKD/CE

COMMERCE 2.0 MGD
GROVE CREEK WPCP
COMMERCE, GA

CATL230033

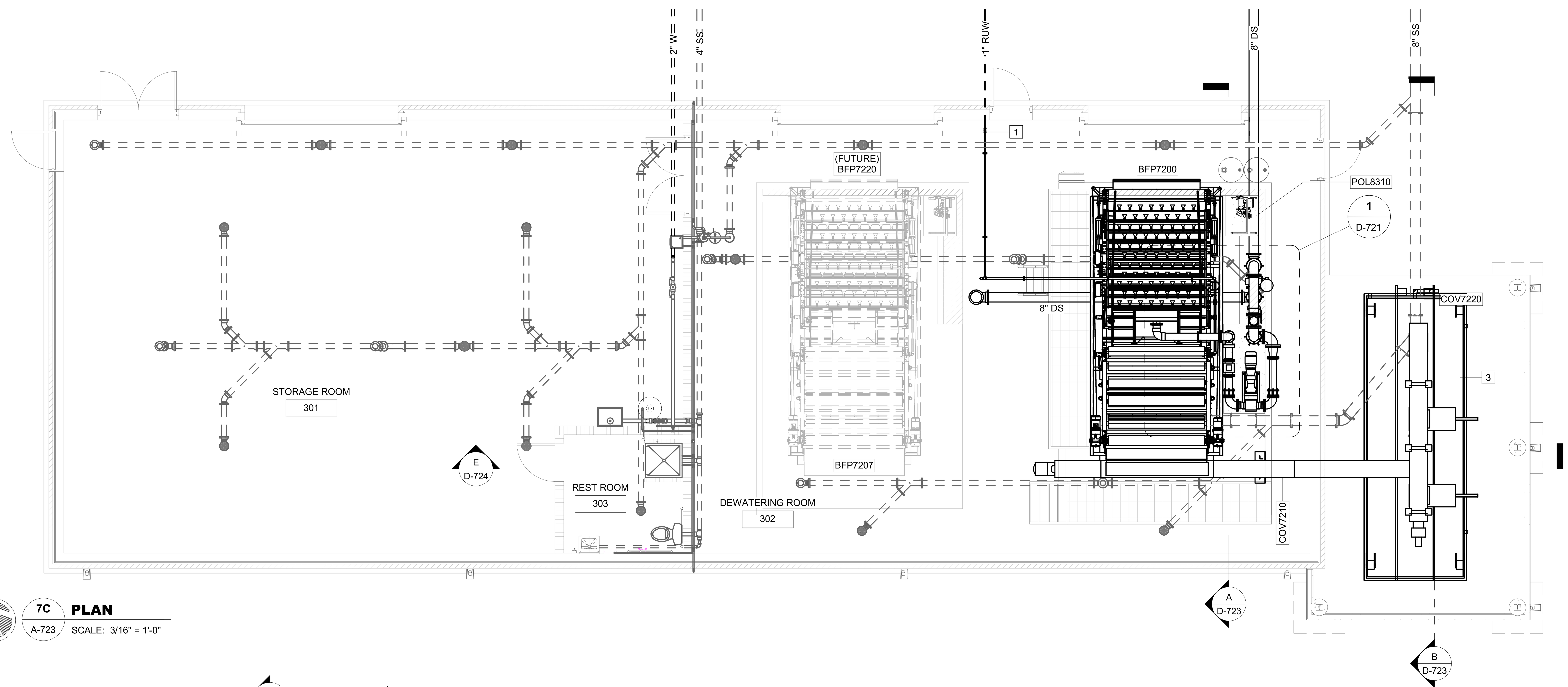
GEORGIA REGISTERED No. PE051452 PROFESSIONAL ENGINEER GRAHAM S. SIZEMORE 03.19.2025

BLOWER BUILDING - PLAN

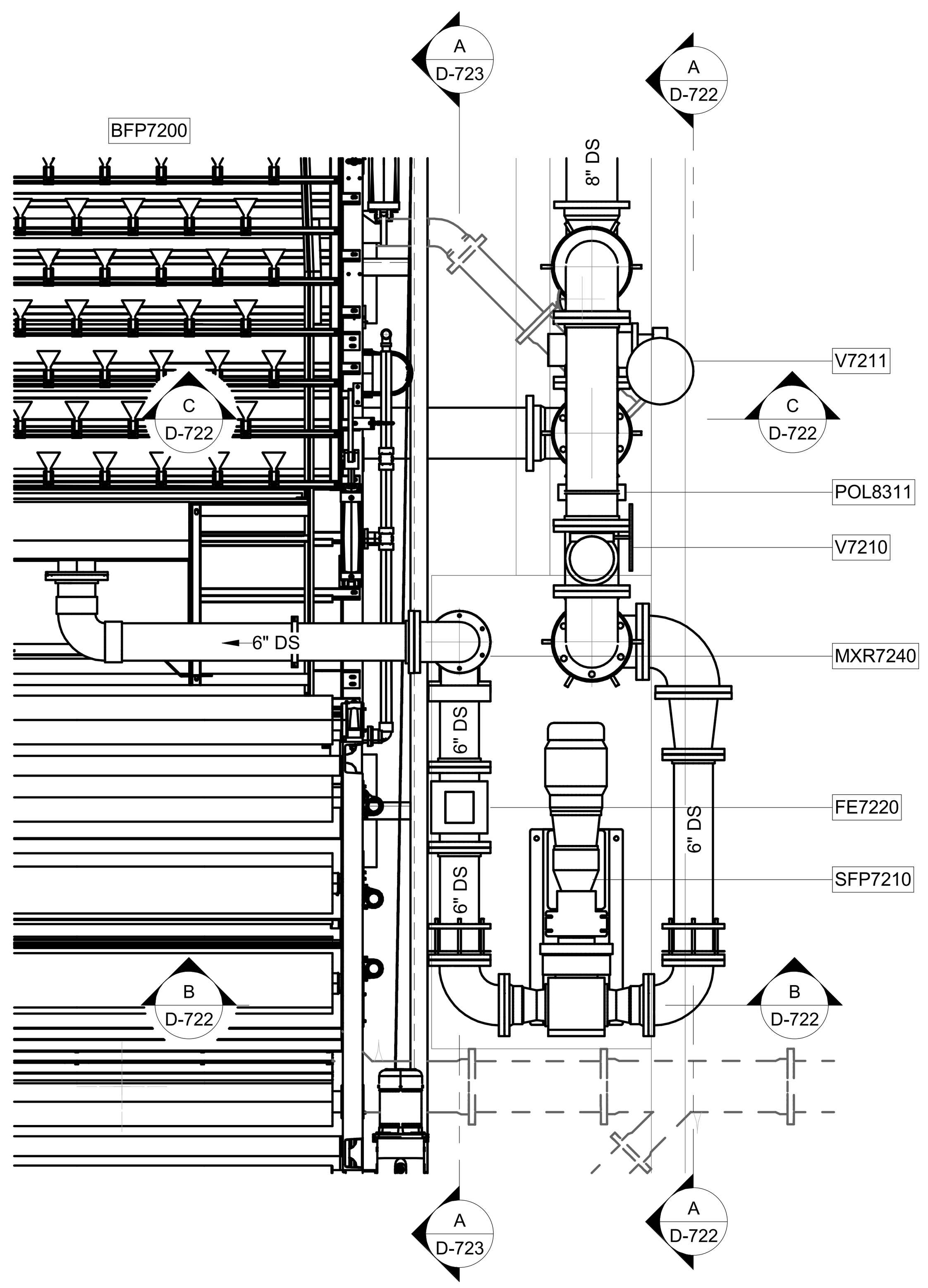
D-711

Autodesk Docs://CATL230033 - Commerce/CATL230033 - Commerce.rvt
3/19/2025 8:33:57 PM

This drawing is and shall remain the property of Goodwyn, Mills and Cawood, Inc. (GMC) and Goodwyn Mills Cawood LLC (GMC). Unauthorized use of any kind including use on other projects is prohibited. In the event that a conflict arises between the sealed drawings and the electronic files, the sealed drawings will govern.



7C
A-723
PLAN
SCALE: 3/16" = 1'-0"



1
D-721
ENLARGED PLAN
SCALE: 1/2" = 1'-0"

KEY NOTES:

1. CONTRACTOR TO ROUTE 1" WATERLINE ALONG CEILING. CONNECT TO BELT/WASH BOOSTER PUMP
2. CONTRACTOR SHALL CONNECT POLYMER PIPING TO IN-LINE MIXER MXR7240.
3. 30 CY ROLL-OFF DUMPSTER PROVIDED BY OWNER/CONTRACT HAULER

GMC
6120 Powers Ferry Road NW, Suite 200
Atlanta, GA 30339
T 770.952.2481

STATE OF GEORGIA CERTIFICATE OF AUTHORIZATION
GOODWYN MILLS CAWOOD, LLC
No. PEF007898
Exp. 06.30.2026

1" .5" 0" 1"

ISSUE	DATE
30% Submittal	05.30.2024
60% Submittal	08.29.2024
90% Submittal	11.27.2024
Bid Set	03.10.2025
Conformed Set	
Project Manager:	CW
Engineer:	GS
Designer:	GS
Drawn By:	HKD/CE

COMMERCE 2.0 MGD
GROVE CREEK WPCP
COMMERCE, GA

CATL230033

GEORGIA REGISTERED PROFESSIONAL ENGINEER
No. PE051452
Graham Sizemore
03.19.2025
GRAHAM S. SIZEMORE

DEWATERING BUILDING - PLAN

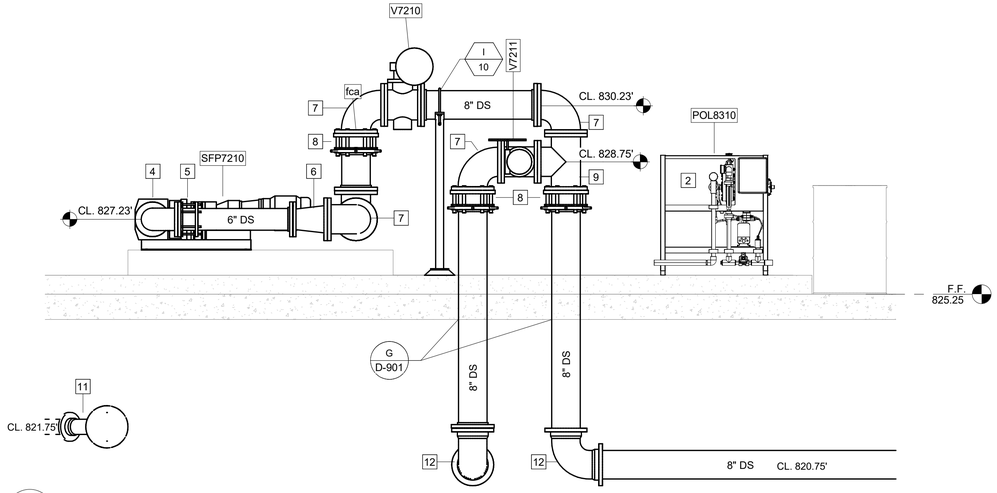
D-721

Autodesk Docs://CATL230033 - Commerce/CATL230033 - Commerce Dewatering Bldg.rvt
3/19/2025 6:24:26 PM

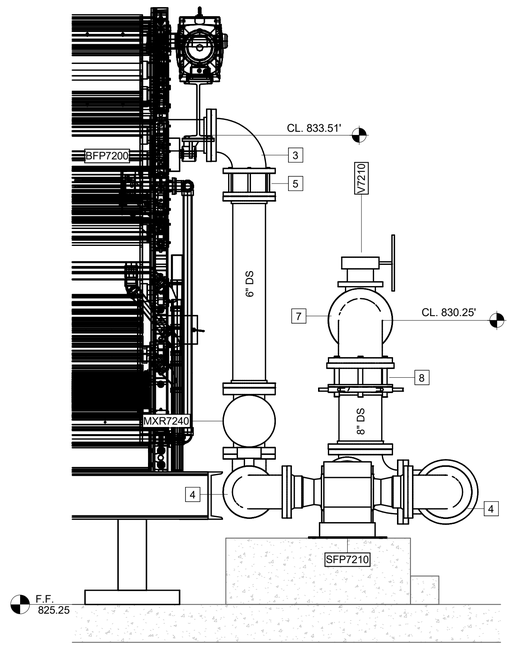
This drawing is and shall remain the property of Goodwyn, Mills and Cawood, Inc. (GMC) and Goodwyn Mills Cawood LLC (GMC). Unauthorized use of any kind including use on other projects is prohibited. In the event that a conflict arises between the sealed drawings and the electronic files, the sealed drawings will govern.

KEY NOTES: #

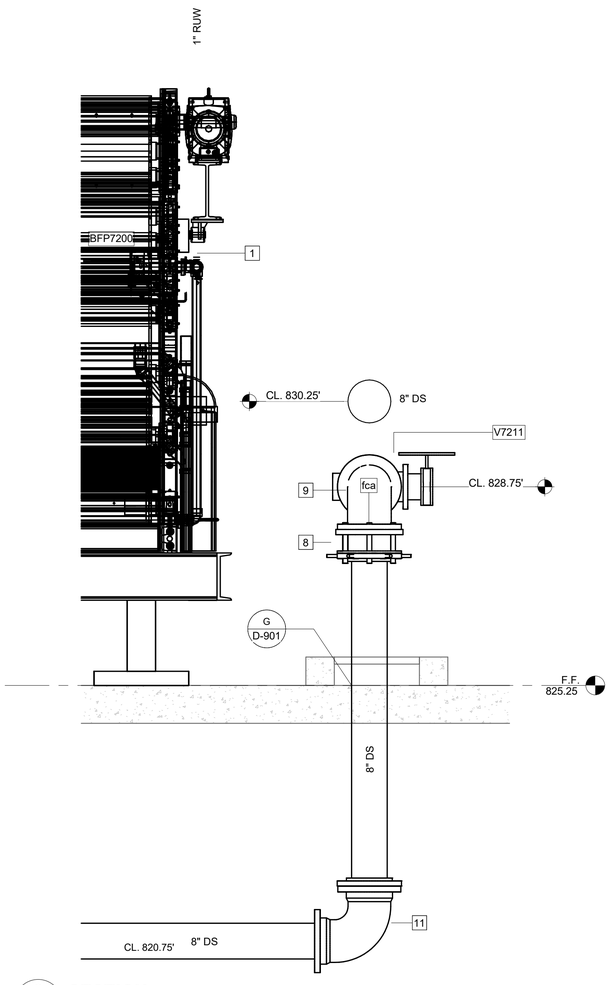
1. CONTRACTOR TO ROUTE 1" WATERLINE ALONG CEILING. CONNECT TO BELT/WASH BOOSTER PUMP
2. CONTRACTOR SHALL CONNECT POLYMER PIPING TO IN-LINE MIXER MXR7240.
3. 6" PVC 90° BEND
4. 6" FL 90° BEND
5. 6" FL COUPLING ADAPTER
6. 8" X 6" FL REDUCER
7. 8" FL 90° BEND
8. 8" FL COUPLING ADAPTER
9. 8" FL TEE
10. 8" X 4" MJ WYE
11. 8" MJ 90° BEND



A SECTION
D-721 SCALE: 1/2" = 1'-0"



B SECTION
D-721 SCALE: 3/4" = 1'-0"



C SECTION
D-721 SCALE: 3/4" = 1'-0"

GMC
6120 Powers Ferry Road NW, Suite 200
Atlanta, GA 30339
T 770.952.2481

STATE OF GEORGIA — GOODWYN MILLS CAWOOD, LLC — CERTIFICATE OF AUTHORIZATION NO. — Exp.06.30.2026

1" 0" .5" 1"

ISSUE	DATE
30% Submittal	05.30.2024
60% Submittal	08.29.2024
90% Submittal	11.27.2024
Bid Set	03.10.2025
Conformed Set	
Project Manager:	CW
Engineer:	GS
Designer:	GS
Drawn By:	HKD/CE

COMMERCE 2.0 MGD
GROVE CREEK WPCP
COMMERCE, GA

CATL230033

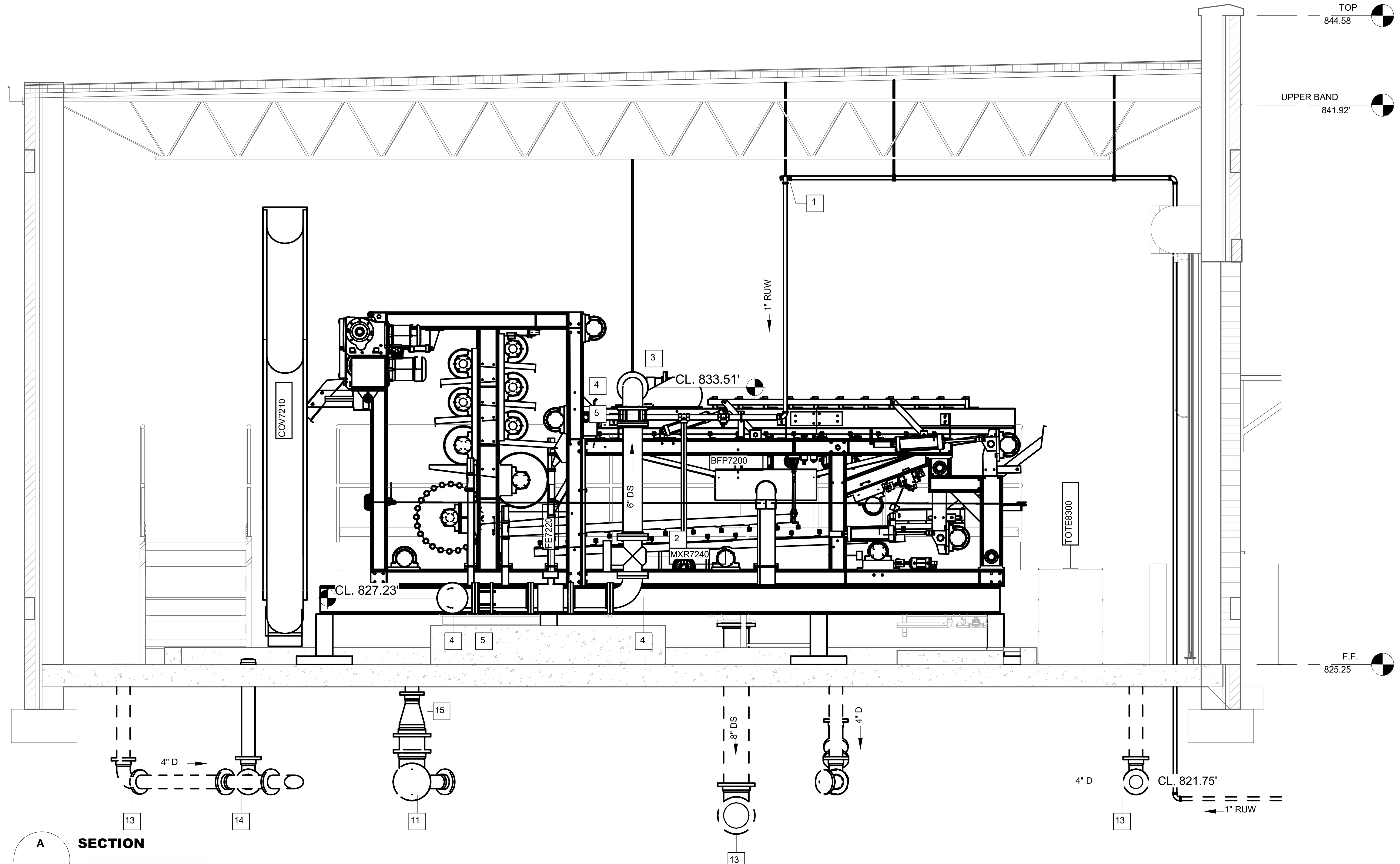
GEORGIA REGISTERED No. PE051452 PROFESSIONAL ENGINEER GRAHAM S. SIZEMORE 03.19.2025

DEWATERING BUILDING - SECTIONS

D-722

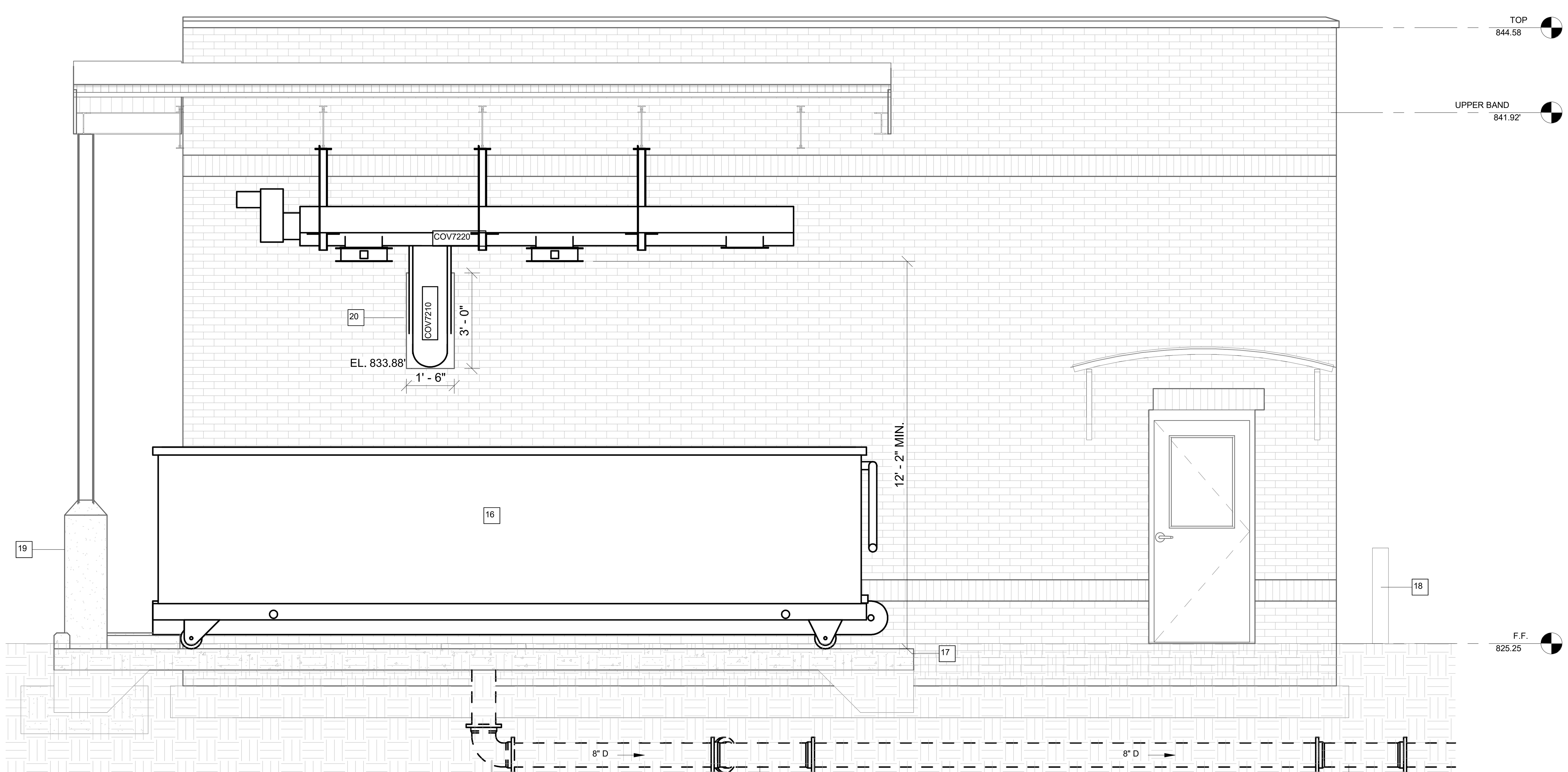
Autodesk Docs://CATL230033 - Commerce/CATL230033 - Commerce Dewatering Bldg.rvt
3/19/2025 6:35:39 PM

This drawing is and shall remain the property of Goodwyn, Mills and Cawood, Inc. (GMC) and Goodwyn Mills Cawood LLC (GMC). Unauthorized use of any kind including use on other projects is prohibited. In the event that a conflict arises between the sealed drawings and the electronic files, the sealed drawings will govern.



SECTION A / D-721

SCALE: 3/8" = 1'-0"



SECTION B / D-721

SCALE: 3/8" = 1'-0"

KEY NOTES: #

1. CONTRACTOR TO ROUTE 1" WATERLINE ALONG CEILING. CONNECT TO BELT/WASH BOOSTER PUMP
2. CONTRACTOR SHALL CONNECT POLYMER PIPING TO IN-LINE MIXER MXR7240.
3. 6" PVC 90° BEND
4. 6" FL 90° BEND
5. 6" FL COUPLING ADAPTER
6. 8" X 6" FL REDUCER
7. 8" FL 90° BEND
8. 8" FL COUPLING ADAPTER
9. 8" FL TEE
10. 8" SADDLE PIPE SUPPORT
11. 8" X 4" MJ WYE
12. 8" MJ 90° BEND
13. 4" MJ 90° BEND
14. 4" MJ WYE
15. 8" X 4" MJ REDUCER
16. DUMPSTER
17. 6" CONCRETE CURB W/ CHAMFER
18. 4" CONCRETE BOLLARD
19. 1'-6" ⌀ X 4'-6" H CONCRETE COLUMN PROTECTION. SLOPE TOP AND PAINT "SAFETY YELLOW"
20. 36" X 18" OPENING

GMC
6120 Powers Ferry Road NW, Suite 200
Atlanta, GA 30339
T 770.952.2481

STATE OF GEORGIA CERTIFICATE OF AUTHORIZATION GOODWYN MILLS CAWOOD, LLC No.PEF007898 Exp.06.30.2026

1" 0" .5" 1"

ISSUE	DATE
30% Submittal	05.30.2024
60% Submittal	08.29.2024
90% Submittal	11.27.2024
Bid Set	03.10.2025
Conformed Set	
Project Manager:	CW
Engineer:	GS
Designer:	GS
Drawn By:	HKD/CE

COMMERCE 2.0 MGD
GROVE CREEK WPCP
COMMERCE, GA

CATL230033

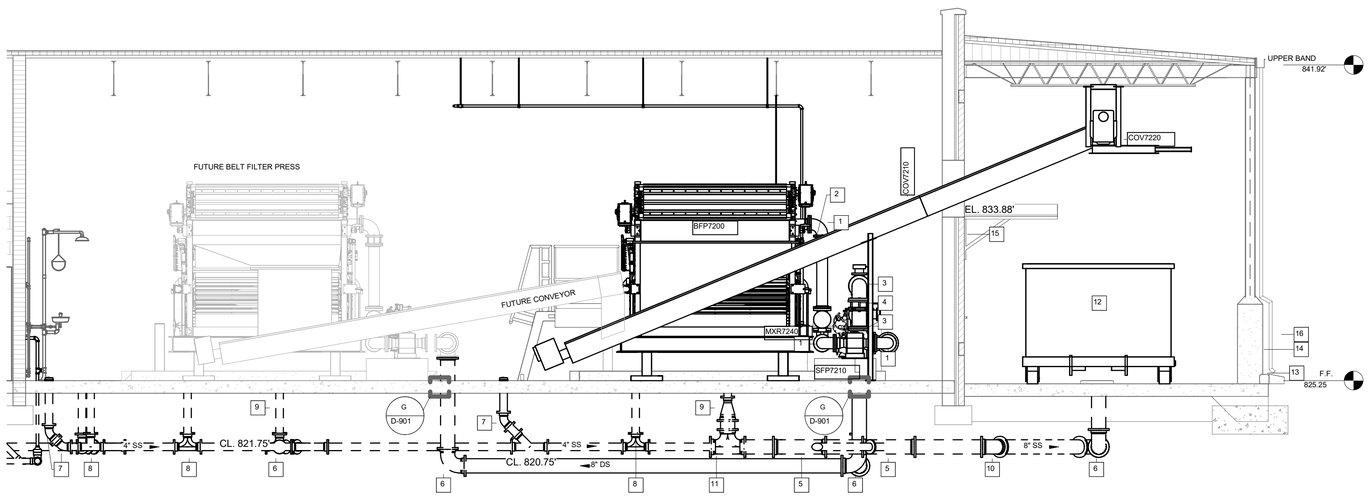
GEORGIA REGISTERED No. PE051452 PROFESSIONAL 03.19.2025 ENGINEER GRAHAM S. SIZEMORE

DEWATERING
BUILDING - SECTIONS

D-723

Autodesk Docs://CATL230033 - Commerce/CATL230033 - Commerce Dewatering Bldg.rvt
3/19/2025 6:35:42 PM

This drawing is and shall remain the property of Goodwyn, Mills and Cawood, Inc. (GMC) and Goodwyn Mills Cawood LLC (GMC). Unauthorized use of any kind including use on other projects is prohibited. In the event that a conflict arises between the sealed drawings and the electronic files, the sealed drawings will govern.



E **SECTION**
D-721 SCALE: 1/4" = 1'-0"

KEY NOTES: #

1. 6" FL 90° BEND
2. 6" FL COUPLING ADAPTER
3. 8" FL 90° BEND
4. 8" FL COUPLING ADAPTER
5. 8" X 4" MJ WYE
6. 8" MJ 90° BEND
7. 4" MJ 45° BEND
8. 4" MJ WYE
9. 8" X 4" MJ REDUCER
10. 8" MJ 45° BEND
11. 8" MJ WYE
12. DUMPSTER
13. 6" CONCRETE CURB W/ CHAMFER
14. 1'-6" ⌀ X 4'-6" H CONCRETE COLUMN PROTECTION. SLOPE TOP AND PAINT "SAFETY YELLOW"
15. 36" X 18" OPENING
16. DOWNSPOUT

GMC
6120 Powers Ferry Road NW, Suite 200
Atlanta, GA 30339
T 770.952.2481

STATE OF GEORGIA — GOODWYN MILLS CAWOOD, LLC — CERTIFICATE OF AUTHORIZATION NO. PEF001208 — Exp.06.30.2026

1" 0" .5" 1"

ISSUE	DATE	
30% Submittal	05.30.2024	
60% Submittal	08.29.2024	
90% Submittal	11.27.2024	
Bid Set	03.10.2025	
Conformed Set		
Project Manager:		CW
Engineer:		GS
Designer:		GS
Drawn By:		HKD/CE

COMMERCE 2.0 MGD
GROVE CREEK WPCP
COMMERCE, GA

GEORGIA REGISTERED No. PE051452 PROFESSIONAL ENGINEER GRAHAM S. SIZEMORE 03.19.2025

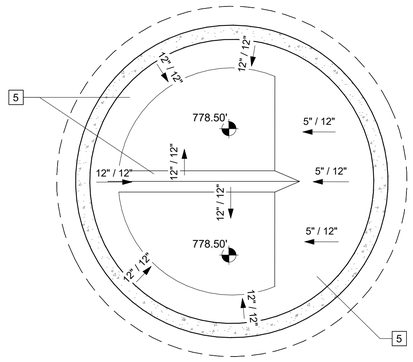
CATL230033

DEWATERING BUILDING - SECTIONS

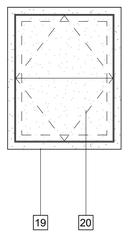
D-724

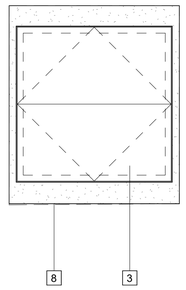
Autodesk Docs://CATL230033 - Commerce/CATL230033 - Commerce Dewatering Bldg.rvt
3/19/2025 6:35:49 PM

This drawing is and shall remain the property of Goodwyn, Mills and Cawood, Inc. (GMC) and Goodwyn Mills Cawood LLC (GMC). Unauthorized use of any kind including use on other projects is prohibited. In the event that a conflict arises between the sealed drawings and the electronic files, the sealed drawings will govern.

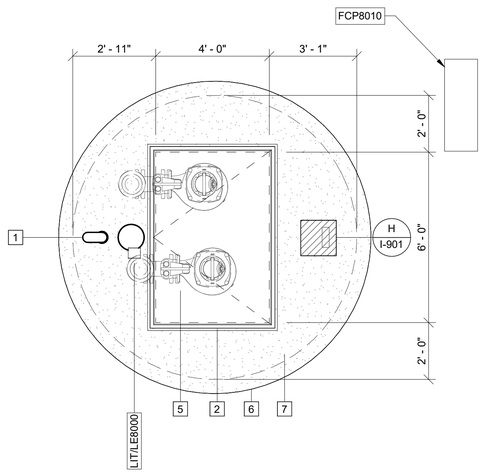


8A D-801 **SLAB PLAN**
SCALE: 3/8" = 1'-0"





8B D-801 **UPPER PLAN**
SCALE: 3/8" = 1'-0"

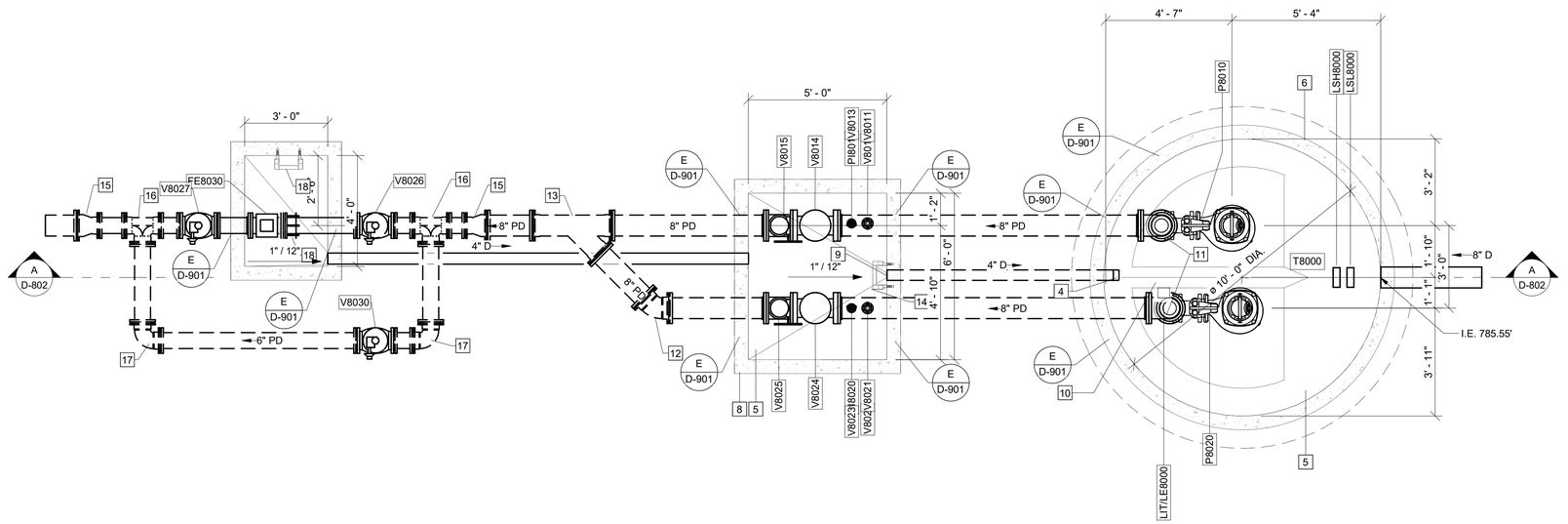


PUMP STATION NOTES:

1. PROPOSED CONCRETE SHALL CLEANLY TRANSITION FROM EXISTING SURROUNDING SURFACES PROVIDING POSITIVE DRAINAGE.
2. PROCESS EQUIPMENT DIMENSIONS, LOCATIONS, AND PIPING SYSTEM LAYOUTS SHOWN ON THE DRAWINGS ARE BASED ON EQUIPMENT SELECTED BY ENGINEER AND INFORMATION AVAILABLE TO ENGINEER. CONTRACTOR SHALL VERIFY FIELD CONDITIONS, ACTUAL EQUIPMENT DIMENSIONS AND INSTALLATION REQUIREMENTS BASED ON SHOP DRAWINGS, AND ALL NECESSARY DETAILS FOR COMPLETE INSTALLATION.
3. EQUIPMENT ARRANGEMENTS ARE BASED ON THE EQUIPMENT BASIS OF DESIGN IN THE SPECIFICATIONS. CHANGES TO THE LISTED BASIS OF DESIGN RESULTING IN DIFFERENCES OF THE SHOWN ARRANGEMENT SHALL BE THE CONTRACTORS RESPONSIBILITY. NO PAYMENT WILL BE ISSUED TO THE CONTRACTOR FOR MODIFICATIONS TO THE LAYING LENGTH, CONCRETE LAYOUT, ELECTRICAL OR MECHANICAL REQUIREMENTS, ETC.
4. VALVES, PIPES, MOTORS, ELECTRICAL PANELS, ETC. SHALL BE POSITIONED SO THAT THEY DO NOT INTERFERE WITH PEDESTRIAN TRAFFIC. WHEN APPLICABLE, MOTORS SHALL BE PROVIDE WITH VERTICAL HELICAL GEAR MOTOR SO THAT MOTOR EXTENDS VERTICALLY AND NOT HORIZONTALLY AND SHOULD BE PROVIDED BY THE MANUFACTURER.
5. ALL ELECTRICAL APPURTENANCES AND EQUIPMENT SHOWN ON THIS SHEET AND EXCLUDED FOR CLARITY SHALL BE COORDINATED WITH THE ELECTRICAL PLANS AND SPECIFICATIONS.
6. CONTROL PANELS PROVIDED BY THE MANUFACTURER SHALL BE SET WHERE SHOWN. PANELS REQUIRED FOR SAFETY TO BE SET ON THE ACCESS PLATFORM SHALL BE MINIMIZED AND WHEN INSTALLED, SHALL NOT RESULT IN OBSTRUCTIONS.
7. ALL STRUCTURAL ENTITIES SHOWN ON THIS SHEET AND EXCLUDED FOR CLARITY SHALL BE COORDINATED WITH THE STRUCTURAL PLANS AND SPECIFICATIONS.
8. CONTRACTOR SHALL ENSURE THAT ACCESS PANELS FOR OPERATION AND MAINTENANCE OF EQUIPMENT ARE NOT OBSTRUCTED.
9. DRIP PROOF HATCH SHALL DRAIN TO THE WET WELL.
10. CONTRACTOR TO FIELD VERIFY ALL EXISTING DRAIN LINE INVERTS FOR POSITIVE DRAINAGE INTO PROPOSED PUMP STATION.
11. WETWELL PIPING SHALL BE DIP RESTRAINED JOINT PC250.

KEY NOTES:

1. 4" 304 SST GOOSENECK VENT W/ INSECT SCREEN
2. 48" X 72" ALUMINUM SINGLE LEAF ACCESS HATCH WITH SAFE HATCH IN DRAINABLE FRAME
3. 60" x 60" ALUMINUM DOUBLE LEAF ACCESS HATCH IN DRAINABLE FRAME.
4. 4" DUCKBILL CHECK VALVE
5. GROUT FILL
6. 10'-0" ⌀ PRECAST CONCRETE WETWELL
7. 12" TOP SLAB
8. PRECAST CONCRETE VALVE VAULT
9. 4" ⌀ VALVE VAULT DRAIN
10. 6" SCH 40 PVC STILLING WELL
11. 8" FL 90° BEND
12. 8" MJ 45° BEND
13. 8" MJ WYE
14. ACCESS STEPS
15. 8" x 6" MJ REDUCER/INCREASER
16. 6" x 6" MJ TEE
17. 6" 90° MJ BEND
18. 6" FLANGED COUPLING ADAPTER (RESTRAINED)
19. PRECAST METER VAULT
20. 36" x 48" ALUMINUM DOUBLE LEAF ACCESS HATCH IN DRAINABLE FRAME



8C D-801 **LOWER PLAN**
SCALE: 3/8" = 1'-0"

GMC
6120 Powers Ferry Road NW, Suite 200
Atlanta, GA 30339
T 770.952.2481

STATE OF GEORGIA — CERTIFICATE OF AUTHORIZATION — GOODWYN MILLS CAWOOD, LLC — GMC LLC — Exp.06.30.2026

1" 5" 0"

ISSUE	DATE
30% Submittal	05.30.2024
60% Submittal	08.29.2024
90% Submittal	11.27.2024
Bid Set	03.10.2025
Conformed Set	
Project Manager:	CW
Engineer:	GS
Designer:	GS
Drawn By:	HKD/CE

COMMERCE 2.0 MGD
GROVE CREEK WPCP
COMMERCE, GA

GEORGIA REGISTERED No. PE051452 PROFESSIONAL ENGINEER 03.19.2025 GRAHAM S. SIZEMORE

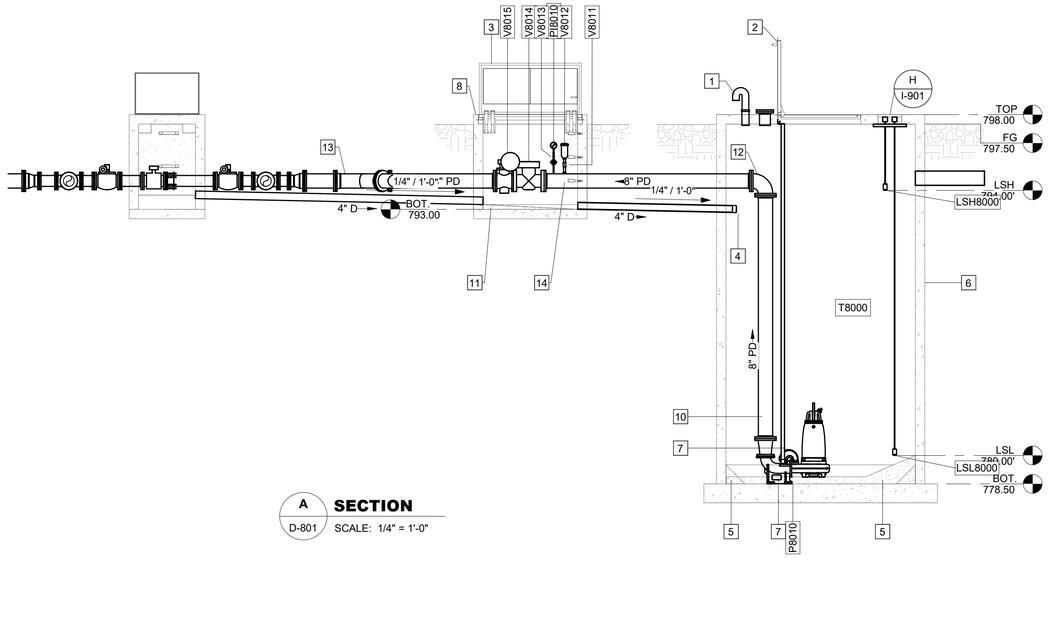
CATL230033

YARD DRAIN PUMP STATION - PLANS

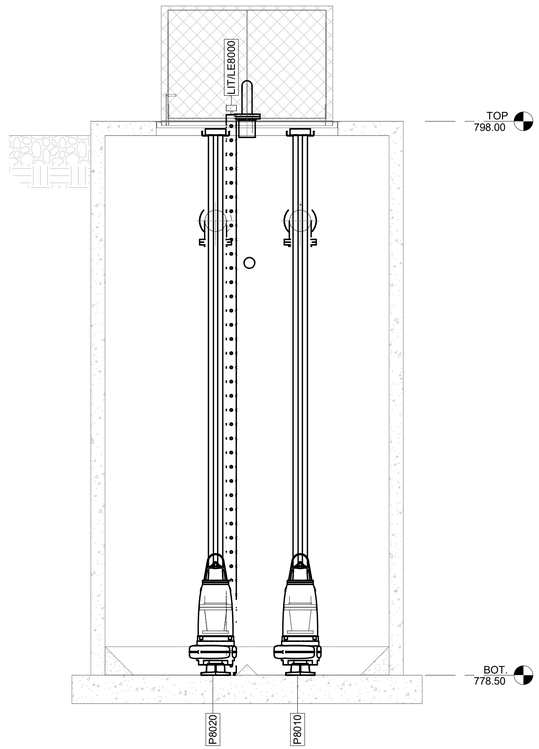
D-801

Autodesk Docs://CATL230033 - Commerce/CATL230033 - YDPS.rvt
3/19/2025 6:29:44 PM

This drawing is and shall remain the property of Goodwyn, Mills and Cawood, Inc. (GMC) and Goodwyn Mills Cawood LLC (GMC). Unauthorized use of any kind including use on other projects is prohibited. In the event that a conflict arises between the sealed drawings and the electronic files, the sealed drawings will govern.



A SECTION
D-801 SCALE: 1/4" = 1'-0"



B SECTION
SCALE: 3/8" = 1'-0"

PUMP STATION NOTES:

1. PROPOSED CONCRETE SHALL CLEANLY TRANSITION FROM EXISTING SURROUNDING SURFACES PROVIDING POSITIVE DRAINAGE.
2. PROCESS EQUIPMENT DIMENSIONS, LOCATIONS, AND PIPING SYSTEM LAYOUTS SHOWN ON THE DRAWINGS ARE BASED ON EQUIPMENT SELECTED BY ENGINEER AND INFORMATION AVAILABLE TO ENGINEER. CONTRACTOR SHALL VERIFY FIELD CONDITIONS, ACTUAL EQUIPMENT DIMENSIONS AND INSTALLATION REQUIREMENTS BASED ON SHOP DRAWINGS, AND ALL NECESSARY DETAILS FOR COMPLETE INSTALLATION.
3. EQUIPMENT ARRANGEMENTS ARE BASED ON THE EQUIPMENT BASIS OF DESIGN IN THE SPECIFICATIONS. CHANGES TO THE LISTED BASIS OF DESIGN RESULTING IN DIFFERENCES OF THE SHOWN ARRANGEMENT SHALL BE THE CONTRACTORS RESPONSIBILITY. NO PAYMENT WILL BE ISSUED TO THE CONTRACTOR FOR MODIFICATIONS TO THE LAYING LENGTH, CONCRETE LAYOUT, ELECTRICAL OR MECHANICAL REQUIREMENTS, ETC.
4. VALVES, PIPES, MOTORS, ELECTRICAL PANELS, ETC. SHALL BE POSITIONED SO THAT THEY DO NOT INTERFERE WITH PEDESTRIAN TRAFFIC. WHEN APPLICABLE, MOTORS SHALL BE PROVIDE WITH VERTICAL HELICAL GEAR MOTOR SO THAT MOTOR EXTENDS VERTICALLY AND NOT HORIZONTALLY AND SHOULD BE PROVIDED BY THE MANUFACTURER.
5. ALL ELECTRICAL APPURTENANCES AND EQUIPMENT SHOWN ON THIS SHEET AND EXCLUDED FOR CLARITY SHALL BE COORDINATED WITH THE ELECTRICAL PLANS AND SPECIFICATIONS.
6. CONTROL PANELS PROVIDED BY THE MANUFACTURER SHALL BE SET WHERE SHOWN. PANELS REQUIRED FOR SAFETY TO BE SET ON THE ACCESS PLATFORM SHALL BE MINIMIZED AND WHEN INSTALLED, SHALL NOT RESULT IN OBSTRUCTIONS.
7. ALL STRUCTURAL ENTITIES SHOWN ON THIS SHEET AND EXCLUDED FOR CLARITY SHALL BE COORDINATED WITH THE STRUCTURAL PLANS AND SPECIFICATIONS.
8. CONTRACTOR SHALL ENSURE THAT ACCESS PANELS FOR OPERATION AND MAINTENANCE OF EQUIPMENT ARE NOT OBSTRUCTED.
9. DRIP PROOF HATCH SHALL DRAIN TO THE WET WELL.
10. CONTRACTOR TO FIELD VERIFY ALL EXISTING DRAIN LINE INVERTS FOR POSITIVE DRAINAGE INTO PROPOSED PUMP STATION.
11. WETWELL PIPING SHALL BE DIP RESTRAINED JOINT PC250.

KEY NOTES: [#]

1. 4" 304 SST GOOSENECK VENT W/ INSECT SCREEN
2. 48" X 72" ALUMINUM SINGLE LEAF ACCESS HATCH WITH SAFE HATCH IN DRAINABLE FRAME.
3. 60" x 60" ALUMINUM DOUBLE LEAF ACCESS HATCH WITH SAFE HATCH IN DRAINABLE FRAME.
4. 2" DUCKBILL CHECK VALVE
5. GROUT FILL
6. 10'-0" ⌀ PRECAST CONCRETE WETWELL
7. PUMP BASE AND DISCONNECT
8. 9' X 5'-6" PRECAST CONCRETE VALVE VAULT
9. 2" ⌀ VALVE VAULT DRAIN
10. 6" SCH 40 PVC STILLING WELL
11. GROUT VALVE VAULT FLOOR TO DRAIN TO 4" DRAIN
12. 8" FL 90° BEND
13. 8" MJ WYE
14. ACCESS STEPS

GMC
6120 Powers Ferry Road NW, Suite 200
Atlanta, GA 30339
T 770.952.2481

STATE OF GEORGIA
GOODWYN MILLS CAWOOD, LLC
CERTIFICATE OF AUTHORIZATION
Exp.06.30.2026

1" 0" .5" 1"

ISSUE	DATE	
30% Submittal	05.30.2024	
60% Submittal	08.29.2024	
90% Submittal	11.27.2024	
Bid Set	03.10.2025	
Conformed Set		CW
Project Manager:		GS
Engineer:		GS
Designer:		HKD/CE
Drawn By:		

COMMERCE 2.0 MGD
GROVE CREEK WPCP
COMMERCE, GA

CATL230033

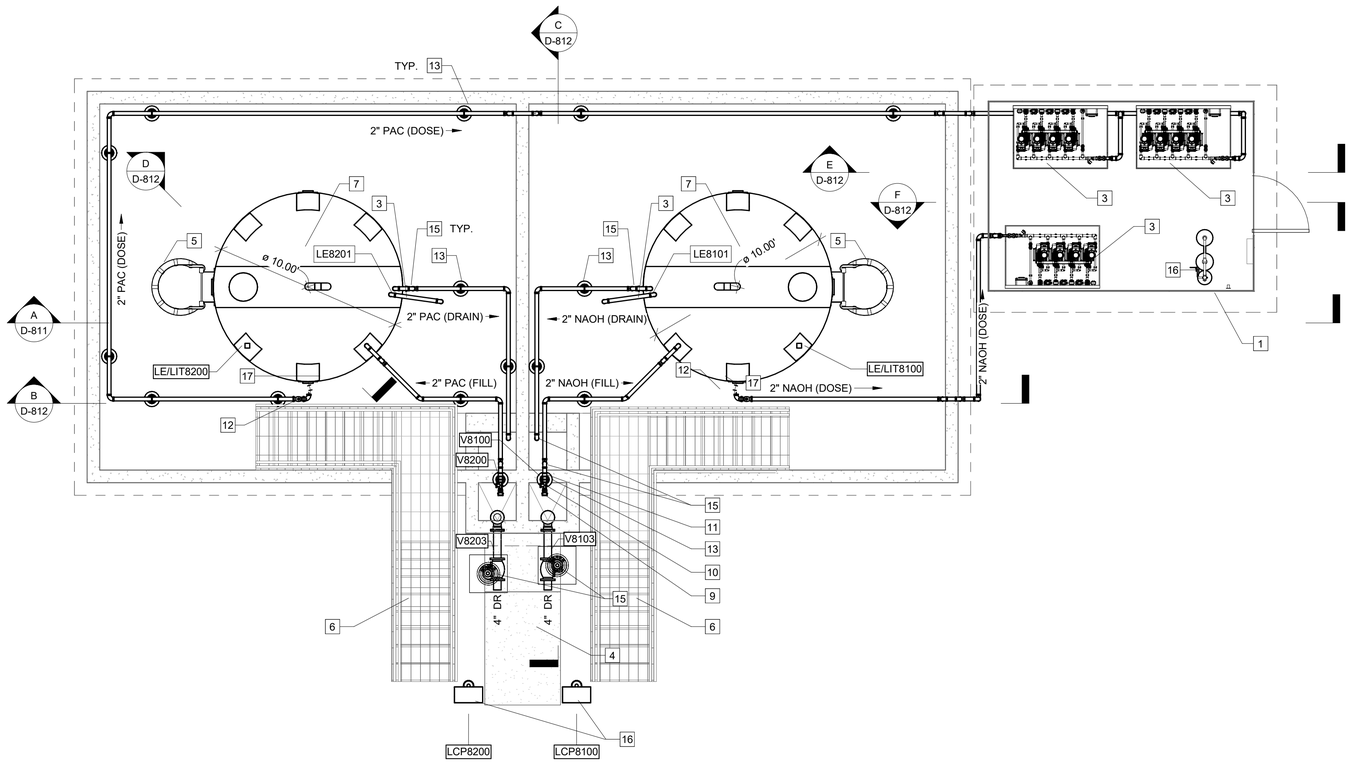
GEORGIA REGISTERED No. PE051452 PROFESSIONAL ENGINEER 03.19.2025 GRAHAM S. SIZEMORE

YARD DRAIN PUMP STATION - SECTIONS

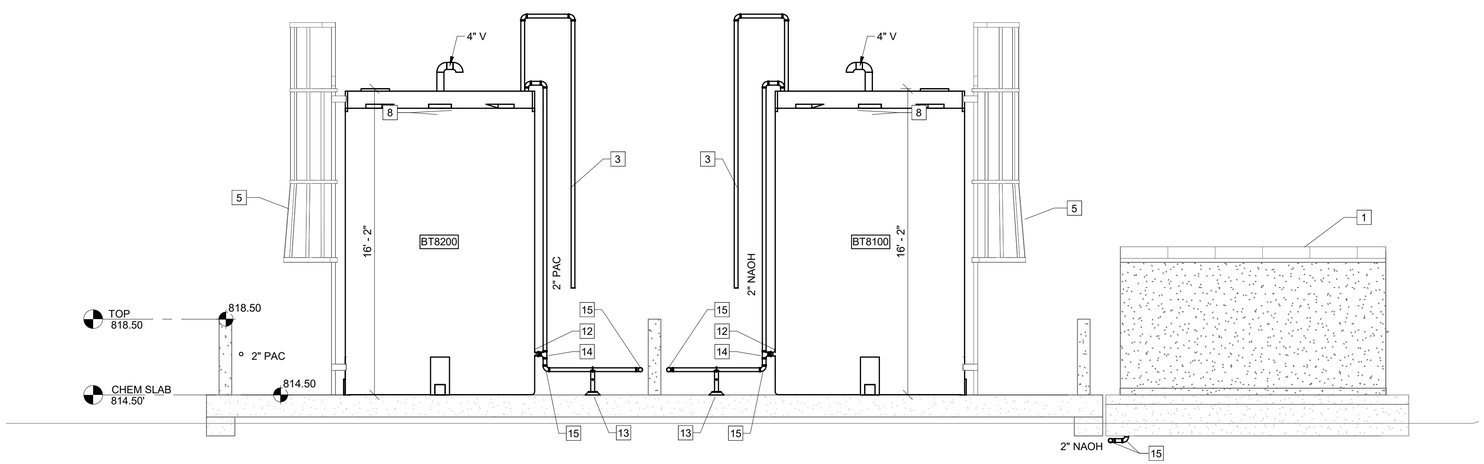
D-802

Autodesk Docs://CATL230033 - Commerce/CATL230033 - YDPS.rvt
3/19/2025 6:29:45 PM

This drawing is and shall remain the property of Goodwyn, Mills and Cawood, Inc. (GMC) and Goodwyn Mills Cawood LLC (GMC). Unauthorized use of any kind including use on other projects is prohibited. In the event that a conflict arises between the sealed drawings and the electronic files, the sealed drawings will govern.



8D **PLAN**
D-811 SCALE: 1/4" = 1'-0"



A **SECTION**
D-811 SCALE: 1/4" = 1'-0"

KEY NOTES: #

1. PRE-MANUFACTURED FIBERGLASS BUILDING
2. QUADPLEX CHEMICAL PUMP SKID
3. RAISE AND ORIENT SUCH THAT LEVEL INDICATION IS VISIBLE FROM ROADWAY FOR BULK CHEMICAL TRUCK FILLING
4. 4' SIDEWALK TO ROAD
5. LADDER W/ WALL CAGE
6. ALUMINUM STAIRS
7. 4" 90° BEND
8. 2" QUICK CONNECT
9. 2" COUPLING
10. 2" TEE
11. 2" 90° BEND
12. 2" 45° BEND
13. 2" FLEXIBLE HOSE
14. 4" 90° MJ BEND
15. VALVE BOX
16. EYEWASH STATION

GMC
6120 Powers Ferry Road NW, Suite 200
Atlanta, GA 30339
T 770.952.2481

STATE OF GEORGIA
GOODWYN MILLS CAWOOD, LLC
CERTIFICATE OF AUTHORIZATION
Exp.06.30.2026

1" 0" .5" 1"

ISSUE	DATE	
30% Submittal	05.30.2024	
60% Submittal	08.29.2024	
90% Submittal	11.27.2024	
Bid Set	03.19.2025	
Conformed Set		CW
Project Manager:		GS
Engineer:		GS
Designer:		HKD/CE
Drawn By:		

COMMERCE 2.0 MGD
GROVE CREEK WPCP
COMMERCE, GA

GEORGIA REGISTERED No. PE051452 PROFESSIONAL Engineering Agreement 03.19.2025 ENGINEER GRAHAM S. SIZEMORE

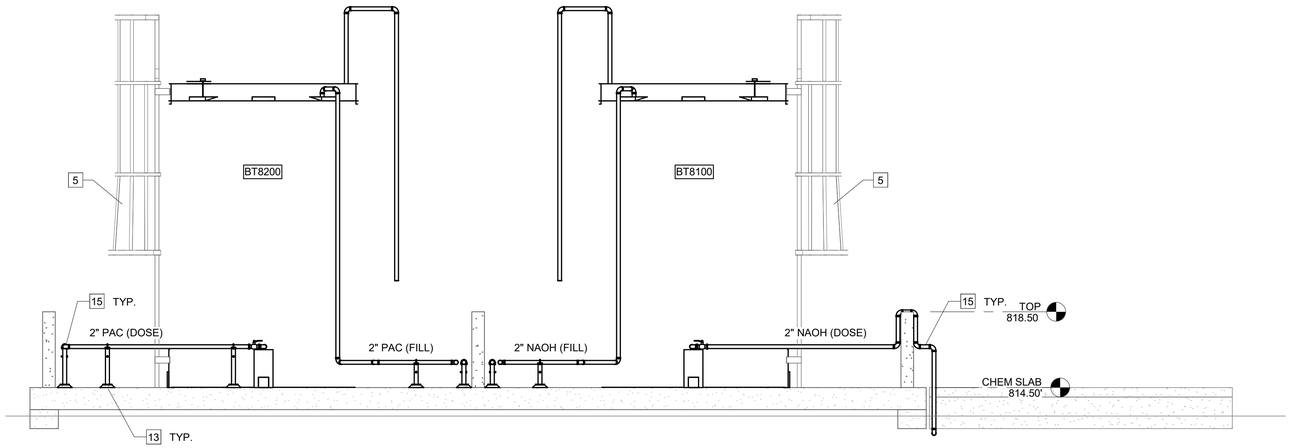
CATL230033

CHEMICAL TANK FARM - PLAN AND SECTION

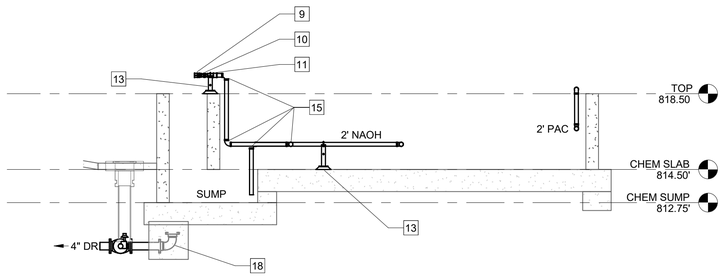
D-811

Autodesk Docs://CATL230033 - Commerce/CATL230033 - Commerce.rvt
3/19/2025 6:34:28 PM

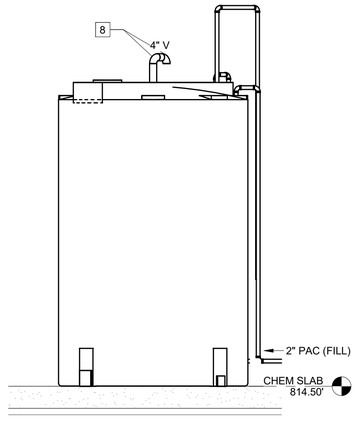
This drawing is and shall remain the property of Goodwyn, Mills and Cawood, Inc. (GMC) and Goodwyn Mills Cawood LLC (GMC). Unauthorized use of any kind including use on other projects is prohibited. In the event that a conflict arises between the sealed drawings and the electronic files, the sealed drawings will govern.



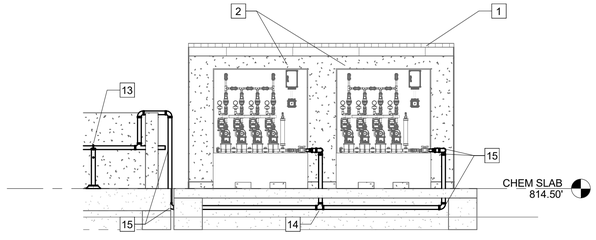
B **SECTION**
D-811 SCALE: 1/4" = 1'-0"



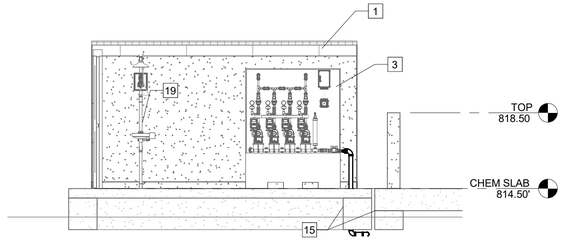
C **SECTION**
D-811 SCALE: 1/4" = 1'-0"



D **SECTION**
D-811 SCALE: 1/4" = 1'-0"



E **SECTION**
D-811 SCALE: 1/4" = 1'-0"



F **SECTION**
D-811 SCALE: 1/4" = 1'-0"

KEY NOTES: [#]

1. PRE-MANUFACTURED FIBERGLASS BUILDING
2. QUADPLEX CHEMICAL PUMP SKID
3. DUPLEX CHEMICAL PUMP SKID
4. MULTI-INSTRUMENT MONITOR
5. LADDER W/ WALL CAGE
6. ALUMINUM STAIRS
7. ULTRASONIC LEVEL
8. 4" - 90° BEND
9. 2" QUICK CONNECT
10. 2" CHECK VALVE
11. 2" COUPLING
12. 2" BALL VALVE
13. 2" PIPE SUPPORT
14. 2" TEE
15. 2" - 90° BEND
16. 2" - 45° BEND
17. 2" FLEXIBLE HOSE
18. 4" - 90° MJ BEND
19. EYEWASH STATION

GMC
6120 Powers Ferry Road NW, Suite 200
Atlanta, GA 30339
T 770.952.2481

STATE OF GEORGIA
GOODWYN MILLS CAWOOD, LLC
CERTIFICATE OF AUTHORIZATION
No. PE051452
Exp.06.30.2026

1" .5" 0" 1"

ISSUE	DATE	
30% Submittal	05.30.2024	
60% Submittal	08.29.2024	
90% Submittal	11.27.2024	
Bid Set	03.19.2025	
Conformed Set		CW
Project Manager:		GS
Engineer:		GS
Designer:		HKD/CE
Drawn By:		

COMMERCE 2.0 MGD
GROVE CREEK WPCP
COMMERCE, GA

CATL230033

GEORGIA REGISTERED No. PE051452 PROFESSIONAL 03.19.2025 ENGINEER GRAHAM S. SIZEMORE

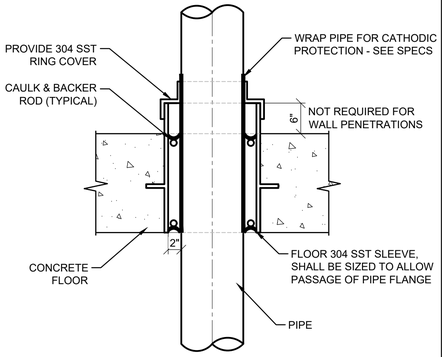
CHEMICAL TANK FARM - SECTIONS

D-812

Autodesk Docs://CATL230033 - Commerce/CATL230033 - Commerce.rvt
3/19/2025 6:34:47 PM

This drawing is and shall remain the property of Goodwyn, Mills and Cawood, Inc. (GMC) and Goodwyn Mills Cawood LLC (GMC). Unauthorized use of any kind including use on other projects is prohibited. In the event that a conflict arises between the sealed drawings and the electronic files, the sealed drawings will govern.

FOR FLOORS

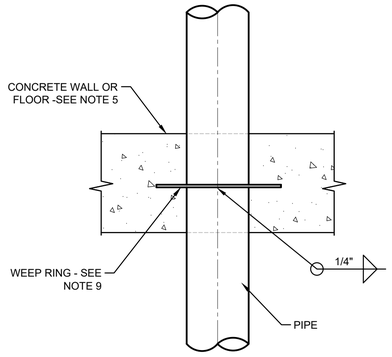


PASSAGE

A D-901 **FLOOR SLEEVE W/ RING COVER**

SCALE: NOT TO SCALE

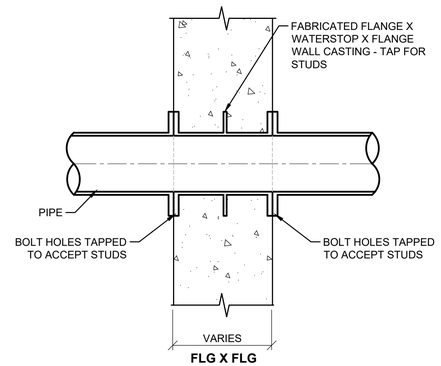
FOR WALLS, FLOORS AND CEILINGS



B D-901 **FLOOR/WALL PIPE (WEEP RING)**

SCALE: NOT TO SCALE

FOR WALLS

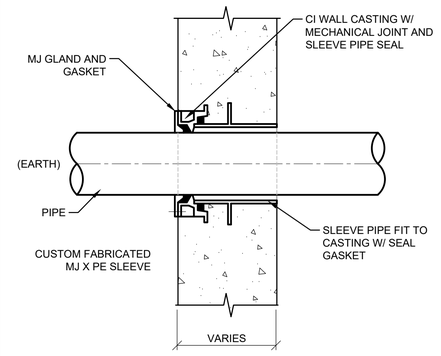


FLG X FLG

C D-901 **WALL PIPE (FLG X FLG)**

SCALE: NOT TO SCALE

FOR WALLS



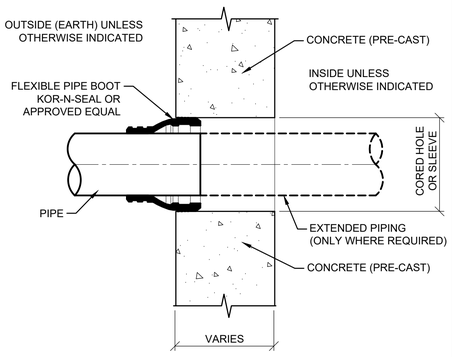
D D-901 **WALL PIPE (MJ GLAND)**

SCALE: NOT TO SCALE

PIPE PENETRATION NOTES:

1. ALL SLEEVES SHALL BE 304 STAINLESS STEEL, SCH 20 UNLESS NOTED OTHERWISE.
2. SEAL FLANGES SHALL BE DRILLED TO 150 POUND STANDARD. EACH JOINT SHALL BE GASKETED.
3. WHERE NOTED, DUCTILE IRON FLANGES MAY BE INSTALLED FLUSH W/ WALL & TAPPED FOR STUDS.
4. PROVIDE CURB WHERE PENETRATING FLOOR EXCEPT FOR PENETRATION TYPE A. CURB SHALL BE 4" HIGH & 3" WIDE.
5. PROVIDE A MINIMUM OF 3" CLEARANCE BETWEEN REINFORCING STEEL & PIPE PENETRATIONS.
6. FLEXIBLE JOINTS SHALL BE PROVIDED FOR UNDERGROUND PIPING AS SPECIFIED.
7. RESTRAINED FLEXIBLE COUPLINGS FOR STEEL PIPE SHALL BE DESIGNED FOR 100 PSI LINE PRESSURE IN ACCORDANCE W/ AWWA MANUAL M11. FIGURES 19.15 & 19.16 & TABLE 19.17 SHALL BE UTILIZED.
8. INSULATION SHALL NOT EXTEND THROUGH SLEEVES UNLESS OTHERWISE NOTED.
9. WEEP RINGS SHALL HAVE A MINIMUM DIAMETER EQUAL TO THE PIPE DIAMETER PLUS 3 INCHES.
10. SLEEVED DIAMETER SHALL BE AS RECOMMENDED BY THE MECHANICAL SEAL MANUFACTURER.
11. ALL WALL PIPE SHALL BE CAST UNLESS OTHERWISE NOTED.
12. PROVIDE PIPE JOINT WITHIN TWO (2) FEET OF EXTERIOR WALL FACE OF WALL AT CONNECTION TO ALL NEW & EXISTING STRUCTURES OR MANHOLES.
13. DETAIL NUMBERS G, H, I, & J REPRESENT MODIFICATIONS TO EXISTING STRUCTURES & NEW CONSTRUCTION.

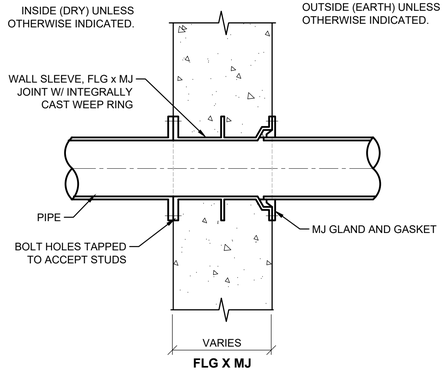
FOR PRECAST WALLS



E D-901 **CORED/PRECAST OPENING W/ PIPE BOOT**

SCALE: NOT TO SCALE

FOR WALLS

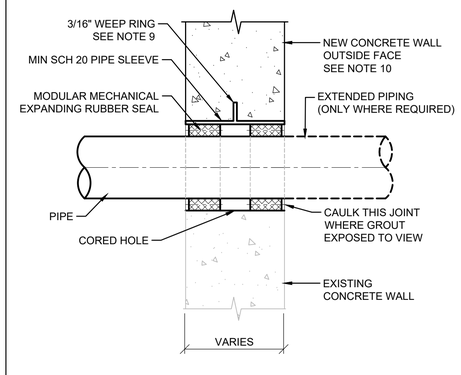


FLG X MJ

F D-901 **WALL PIPE (FLG X MJ/RJ)**

SCALE: NOT TO SCALE

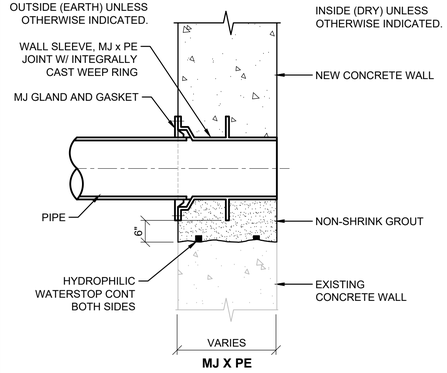
FOR WALLS AND FLOORS



G D-901 **WALL SLEEVE W/ MODULAR LINK TYPE SEAL**

SCALE: NOT TO SCALE

FOR WALLS

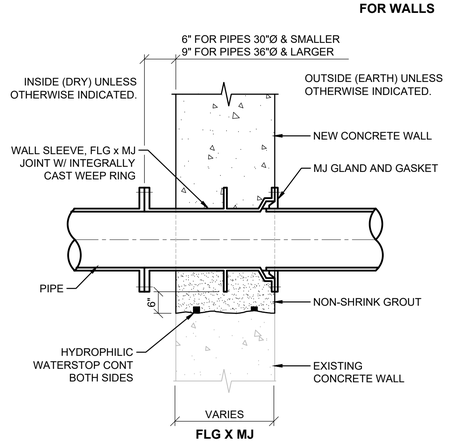


MJ X PE

H D-901 **WALL PIPE (MJ X PE)**

SCALE: NOT TO SCALE

FOR WALLS

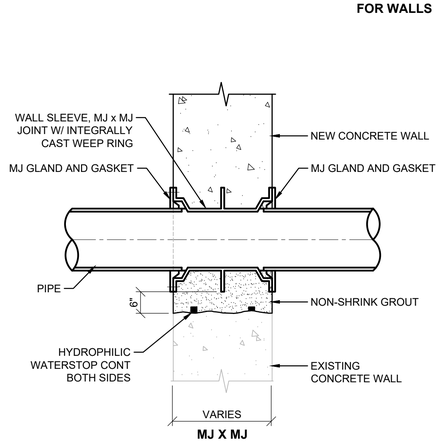


FLG X MJ

I D-901 **WALL PIPE (FLG X MJ/RJ)**

SCALE: NOT TO SCALE

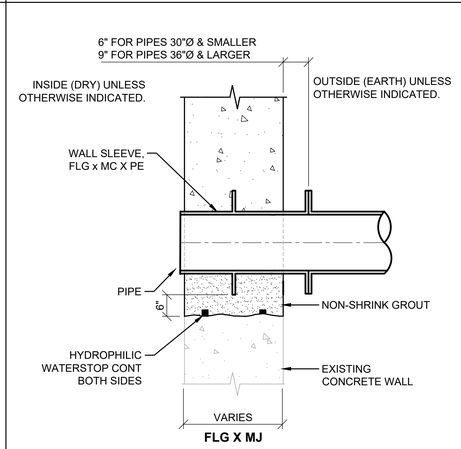
FOR WALLS



MJ X MJ

J D-901 **WALL PIPE (MJ/RJ X MJ/RJ)**

SCALE: NOT TO SCALE



FLG X MJ

K D-901 **WALL PIPE (FLG X MC X PE)**

SCALE: NOT TO SCALE

GMC
6120 Powers Ferry Road NW, Suite 200
Atlanta, GA 30339
T 770.952.2481

STATE OF GEORGIA — GOODWYN MILLS CAWOOD LLC — NO. PE001786 — Exp.06.30.2026 — CERTIFICATE OF AUTHORIZATION

1" 0" 5" 1"

ISSUE	DATE
30% Submittal	05.30.2024
60% Submittal	08.29.2024
90% Submittal	11.27.2024
Bid Set	03.19.2025

Project Manager: CW
Engineer: GS
Designer: GS
Drawn By:

COMMERCE 2.0 MGD
GROVE CREEK WPCP
COMMERCE, GA

CATL230033

GEORGIA REGISTERED No. PE051452 PROFESSIONAL ENGINEER GRAHAM S. SIZEMORE 03.19.2025

PROCESS PIPING
PIPE PENETRATION DETAILS

D-901

DRAWING FILE C:\Users\GSIZEM~1\AppData\Local\Temp\AcPublish_29044\D-901 PIPE PENETRATIONS.dwg
PLOTTED: Mar 19, 2025 - 2:05pm

This drawing is and shall remain the property of Goodwyn, Mills and Cawood, Inc. (GMC) and Goodwyn Mills Cawood LLC (GMC). Unauthorized use of any kind including use on other projects is prohibited. In the event that a conflict arises between the sealed drawings and the electronic files, the sealed drawings will govern.

TABLE A

NOMINAL PIPE SIZE (INCHES)	SUPPORT ROD SIZE AND MAXIMUM LOAD PER ROD SEE NOTES 2 AND 3				MAXIMUM PIPE SPAN (FEET) SEE NOTE 4			
	ONE ROD SUPPORT SYSTEM		TWO ROD SUPPORT SYSTEM					
	ROD SIZE (INCHES)	MAX LOAD (POUNDS)	ROD SIZE (INCHES)	MAX LOAD (POUNDS)	STEEL SEE NOTE 3	COPPER	PLASTIC SEE NOTE 5	CAST IRON SEE NOTE 6
3/8 TO 3/4	3/8	610	3/8	610	5	5	CONTINUOUS	- - -
1	3/8	610	3/8	610	5	5	5	- - -
1 1/4	3/8	610	3/8	610	5	5	5	- - -
1 1/2	3/8	610	3/8	610	5	5	5	- - -
2	3/8	610	3/8	610	10	5	5	12 FEET FOR DUCTILE IRON 10 FEET FOR CAST IRON
2 1/2	3/8	610	3/8	610	10	10	5	
3	3/8	610	3/8	610	10	20	5	
4	1/2	1130	3/8	610	10	20	10	
6	3/4	1810	1/2	1130	15	20	20	
8	3/4	2710	1/2 (5/8)	1130 (1810)	15	20	20	
10	3/4 (1)	2710 (4960)	5/8 (3/4)	1810 (2710)	20	- - -	20	
12	7/8 (1 1/4)	3770 (8000)	3/4 (7/8)	2710 (3370)	20	- - -	20	
14	1	4960	- - -	- - -	20	- - -	- - -	
16	1	4960	- - -	- - -	20	- - -	- - -	
18	1	4960	- - -	- - -	20	- - -	- - -	
20	1 1/4	8000	- - -	- - -	20	- - -	- - -	
24	1 1/4	8000	- - -	- - -	20	- - -	- - -	
30	1 1/2	12,000	1 1/2	24,000	20	- - -	- - -	

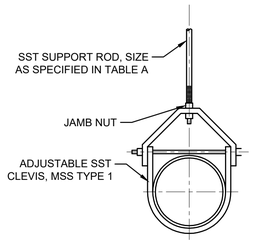
TABLE B

X INDICATES PIPE HANGERS SUITABLE FOR CONDITIONS LISTED BELOW:		PIPE HANGER TYPE						
		1	2	3	4	5	6	7
SERVICE TEMPERATURE								
33° F - 59° F	INSULATED	-	-	X	X	X	-	-
120° F - 450° F	UNINSULATED	X	X	X	X	X	X	X
60° F - 119° F		X	X	X	-	-	X	X
PIPING MATERIALS								
STEEL		X	X	X	X	X	X	X
COPPER		-	X	-	X	-	X	X
PLASTIC		X	X	-	X	X	X	X
CAST IRON		X	X	-	X	X	X	X

TABLE C

SUPPORTED PIPE	SUPPORTING PIPE/FL
4	2
6	2 1/2
8	4
10	4
12	6
14	6

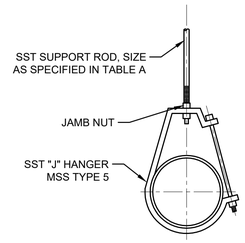
1/2" THROUGH 12" PIPE



1 D-902 **TYPE 1 PIPE HANGER**

SCALE: NOT TO SCALE

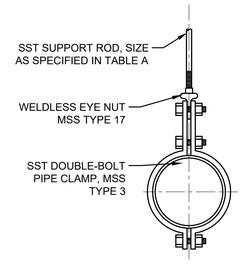
1/2" THROUGH 8" PIPE



2 D-902 **TYPE 2 PIPE HANGER**

SCALE: NOT TO SCALE

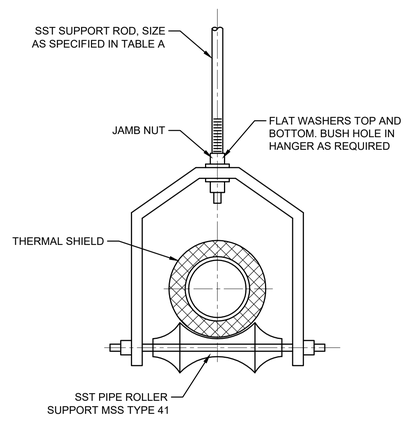
3/4" THROUGH 12" PIPE



3 D-902 **TYPE 3 PIPE HANGER**

SCALE: NOT TO SCALE

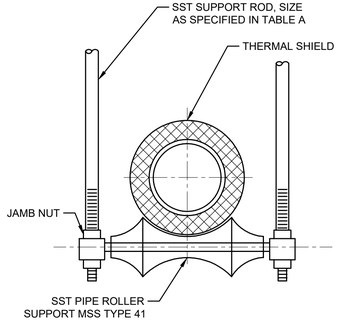
3/8" THROUGH 12" PIPE



4 D-902 **TYPE 4 PIPE HANGER**

SCALE: NOT TO SCALE

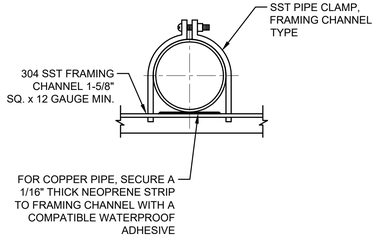
3/8" THROUGH 12" PIPE



5 D-902 **TYPE 5 PIPE HANGER**

SCALE: NOT TO SCALE

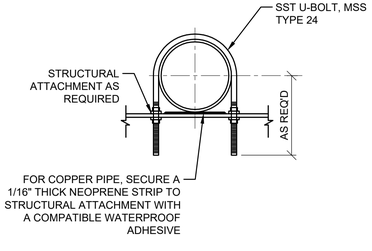
3/8" THROUGH 8" PIPE



6 D-902 **TYPE 6 PIPE HANGER**

SCALE: NOT TO SCALE

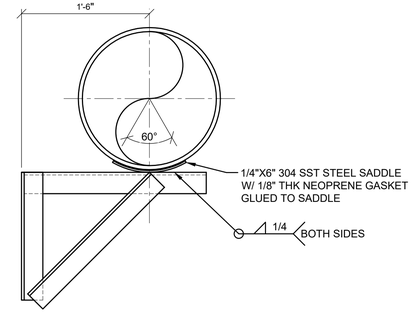
1/2" THROUGH 12" PIPE



7 D-902 **TYPE 7 PIPE HANGER**

SCALE: NOT TO SCALE

6" THROUGH 20" PIPE



8 D-902 **TYPE 8 PIPE HANGER**

SCALE: NOT TO SCALE

GENERAL NOTES:

1. WHERE NO REFERENCE TO PIPE SUPPORT SYSTEMS ARE GIVEN ON THE DRAWINGS. THE CONTRACTOR SHALL USE AN APPROPRIATE SYSTEM. SEE TABLE "B". PIPE AND CONDUIT SUPPORT SYSTEMS SHALL BE UNISTRUT, ELCEN, OR EQUAL, AND SHALL BE DESIGNED BY THE CONTRACTOR TO MEET THE MINIMUM LOAD AND SPAN REQUIREMENTS AS SPECIFIED.
2. MATERIALS FOR HANGERS, SUPPORTS AND ASSOCIATED HARDWARE SHALL BE 304 OR 316 SST.
3. UNLESS OTHERWISE SPECIFIED, EXPANSION ANCHORS SHALL NOT BE USED.
4. MSS REFERS TO THE MANUFACTURERS STANDARDIZATION SOCIETY OF THE VALVE AND FITTINGS INDUSTRY, STANDARD PRACTICE SP58 AND SP69.
5. HANGER BRACKETS AND SUPPORT COMPONENTS MAY BE INTERCHANGED.
6. CONCRETE INSERTS IN AREA BELOW WATER SURFACE OR NORMALLY SUBJECT TO SUBMERGING SHALL BE EMBEDDED ANCHOR BOLTS OR EQUAL.
7. PROVIDE PLASTIC OR RUBBER CHANNEL END CAPS AT EXPOSED ENDS OF CHANNELS 7'-0" ABOVE FLOOR AND BELOW.
8. MAXIMUM DESIGN WEIGHTS AND LOADS SHALL BE AS SHOWN IN TABLE "A" OR AS SHOWN IN THE DETAILS ON THIS DRAWING.
9. WHEN SUPPORT PIPING REQUIRES HORIZONTAL FLEXIBILITY NORMAL TO A STEEL BEAM AXIS, USE STRUCTURAL ATTACHMENTS C AND D AS SHOWN ON DRAWING D-903.
10. ALL PIPING SUPPORTED BY HANGERS AND/OR STRUCTURAL ATTACHMENTS SHALL BE BRACED AGAINST HORIZONTAL, VERTICAL AXIAL, AND LONGITUDINAL SWAY. BRACING SHALL BE CALCULATED TO RESIST SEISMIC LOADINGS AS SPECIFIED BY SMACNA AND AS INDICATED IN THE SPECIFICATIONS.
11. FITTINGS SHALL NOT BE LESS THAN MSS CL B.
12. UNLESS OTHERWISE SPECIFIED, TRAPEZE AND PIPE RACK COMPONENTS SHALL HAVE A MINIMUM THICKNESS OF 12 GAGE WITH A MAXIMUM DEFLECTION 1/240 OF THE SPAN. MINIMUM CHANNEL COMPONENT SIZE SHALL BE 1 5/8" SQUARE 316 SST AS MANUFACTURED BY SUPER STRUT, UNISTRUT, ELCEN, OR EQUAL.

TABLE A NOTES:

1. DESIGN WEIGHT SHALL BE TWICE THE WEIGHT OF THE PIPE FULL OF WATER PLUS THE WEIGHT OF VALVES, FITTINGS, INSULATING MATERIALS, AND SUSPENDED HANGER COMPONENTS ON THE RUN OF PIPE BEING SUPPORTED.
2. ROD SIZES SHOWN ARE FOR THE SUPPORT OF A SINGLE PIPE. WHEN SUPPORTING MORE THAN ONE PIPE, ROD SHALL BE SIZED USING THE DESIGN WEIGHTS (SEE NOTE 1) TO DETERMINE THE TOTAL DESIGN LOAD. THE TOTAL DESIGN LOAD SHALL NOT EXCEED THE MAXIMUM LOADS IN THE TABLE ABOVE.
3. ROD SIZES AND MAXIMUM LOADS IN PARENTHESIS ARE FOR 8", 10" OR 12" STEEL PIPE ONLY, AT SPANS SHOWN.
4. PIPE SHALL NOT HAVE POCKETS FORMED IN THE SPAN DUE TO SAGGING OF THE PIPE BETWEEN SUPPORTS CAUSED BY THE WEIGHT OF THE PIPE, MEDIUM IN THE PIPE, INSULATION, VALVES AND FITTINGS.
5. SPAN SHOWN IS FOR SCHEDULE 80 PVC PIPE AT 100 DEGREES F. SPANS FOR OTHER PLASTICS, OTHER PVC PIPE SCHEDULES, AND PIPES AT HIGHER TEMPERATURES, SHALL BE SHORTENED IN ACCORDANCE WITH THE PIPE MANUFACTURER'S RECOMMENDATIONS. CONTINUOUS MEANS PIPE SHALL BE IN UNISTRUT OR SIMILAR CHANNEL.
6. PROVIDE A MINIMUM OF ONE PIPE HANGER PER PIPE LENGTH, WITHIN 4 INCHES OF THE BELL.
7. PIPE HANGER AND SUPPORT SELECTION SHALL BE IN ACCORDANCE WITH TABLE B.

TABLE B NOTES:

1. FOR SERVICES OTHER THAN THOSE SHOWN IN TABLE "B", PIPE ATTACHMENTS SHALL BE THOSE SPECIFIED IN THE PIPE SPECS.

GMC
6120 Powers Ferry Road NW, Suite 200
Atlanta, GA 30339
T 770.952.2481

STATE OF GEORGIA — GOODWYN MILLS CAWOOD LLC — NA.PE051452 — Exp.06.30.2026 — CERTIFICATE OF AUTHORIZATION

1" 0" .5" 1"

ISSUE	DATE
30% Submittal	05.30.2024
60% Submittal	08.29.2024
90% Submittal	11.27.2024
Bid Set	03.19.2025

Project Manager: CW
Engineer: GS
Designer:
Drawn By: GS

COMMERCE 2.0 MGD
GROVE CREEK WPCP
COMMERCE, GA

CATL230033

GEORGIA REGISTERED No. PE051452 PROFESSIONAL ENGINEER GRAHAM S. SIZEMORE 03.19.2025

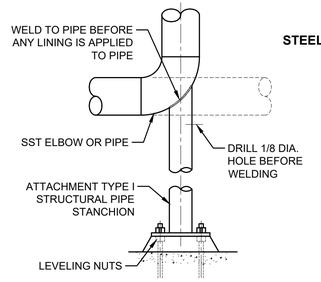
PROCESS PIPING SUPPORT DETAILS

D-902

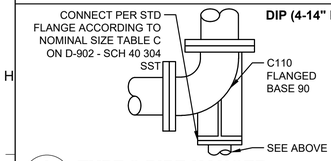
DRAWING FILE: C:\Users\GSIZEM~1\AppData\Local\Temp\AcPublish_29044\D-902 PIPE SUPPORTS.dwg
PLOTTED: Mar 19, 2025 - 2:05pm

This drawing is and shall remain the property of Goodwyn, Mills and Cawood, Inc. (GMC) and Goodwyn Mills Cawood LLC (GMC). Unauthorized use of any kind including use on other projects is prohibited. In the event that a conflict arises between the sealed drawings and the electronic files, the sealed drawings will govern.

2-1/2" THROUGH 14" PIPE

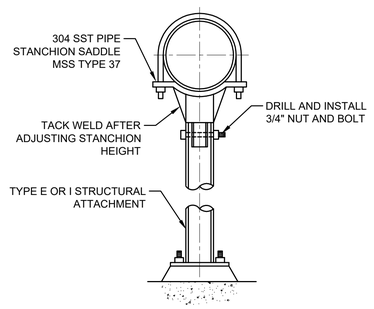


DIP (4-14" PIPE)



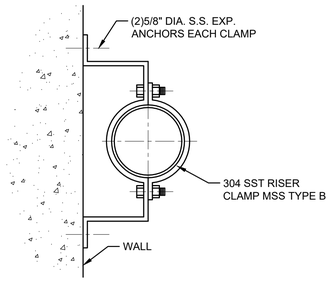
9 D-903 TYPE 9 PIPE HANGER
SCALE: NOT TO SCALE

4" THROUGH 12" PIPE



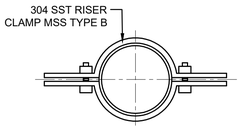
10 D-903 TYPE 10 PIPE SUPPORT
SCALE: NOT TO SCALE

FOR VERTICAL PIPE ONLY 3/4" THROUGH 8" PIPE



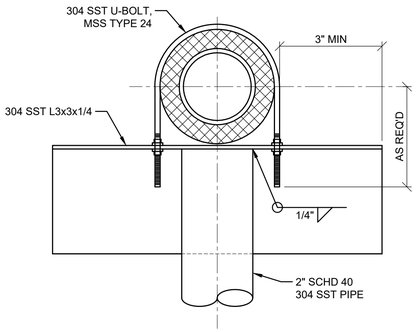
11 D-903 TYPE 11 PIPE HANGER
SCALE: NOT TO SCALE

FOR VERTICAL PIPE ONLY 1/2" THROUGH 12" PIPE



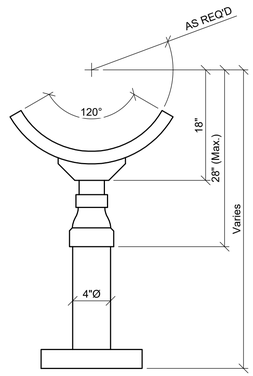
12 D-903 TYPE 12 PIPE HANGER
SCALE: NOT TO SCALE

1/2" THROUGH 3" PIPE



13 D-903 TYPE 13 PIPE HANGER
SCALE: NOT TO SCALE

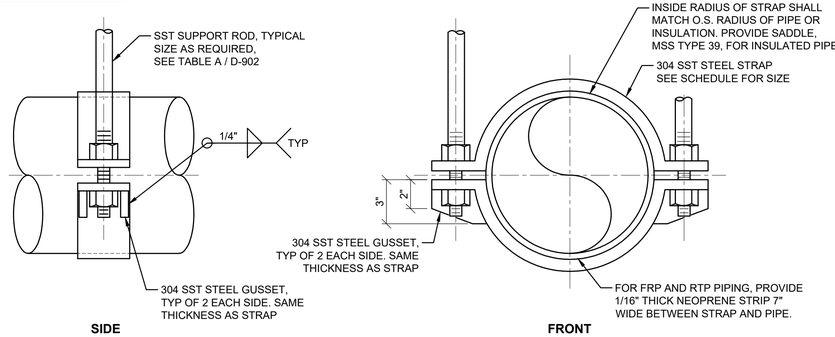
14" THROUGH 30" PIPE



14 D-903 TYPE 14 PIPE SUPPORT
SCALE: NOT TO SCALE

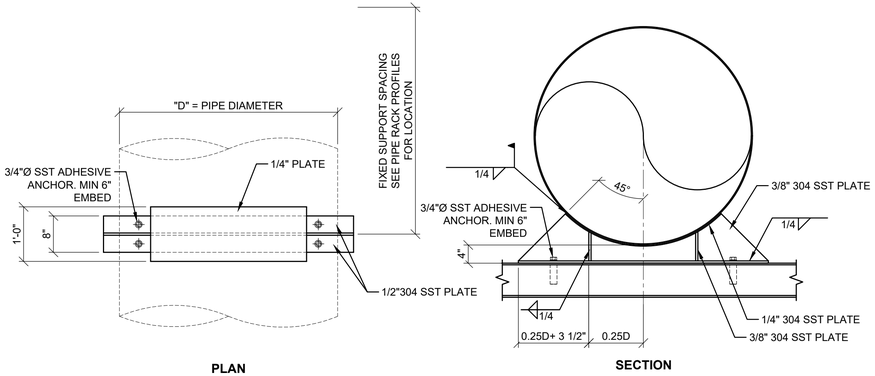
STRAP SCHEDULE	
PIPE SIZE	**STRAP SIZE**
14" TO 16"	1/2"x6"
18" TO 20"	5/8"x6"
24" TO 30"	3/4"x6"

14" THROUGH 30" PIPE



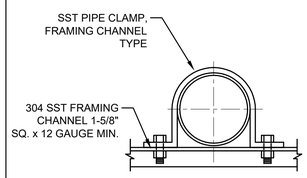
15 D-903 TYPE 15 PIPE HANGER
SCALE: NOT TO SCALE

42" THROUGH 60" PIPE

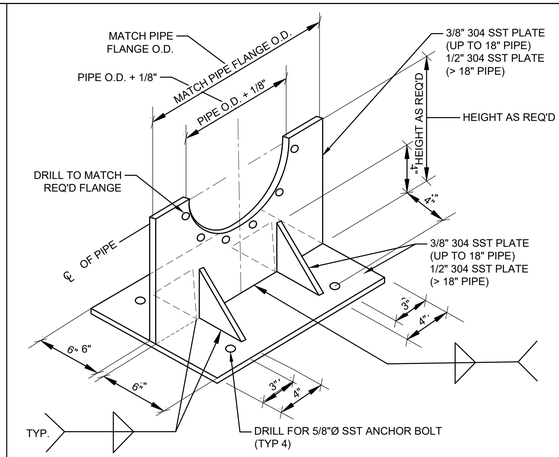


16 D-903 FIXED PIPE SUPPORT
SCALE: NOT TO SCALE

1/2" THROUGH 6" PIPE



16 D-903 TYPE 16 PIPE HANGER
SCALE: NOT TO SCALE



17 D-903 TYPE 17 PIPE HANGER
SCALE: NOT TO SCALE

GENERAL NOTES:

1. WHERE NO REFERENCE TO PIPE SUPPORT SYSTEMS ARE GIVEN ON THE DRAWINGS. THE CONTRACTOR SHALL USE AN APPROPRIATE SYSTEM. SEE TABLE "B". PIPE AND CONDUIT SUPPORT SYSTEMS SHALL BE UNISTRUT, ELCEN, OR EQUAL, AND SHALL BE DESIGNED BY THE CONTRACTOR TO MEET THE MINIMUM LOAD AND SPAN REQUIREMENTS AS SPECIFIED.
2. MATERIALS FOR HANGERS, SUPPORTS AND ASSOCIATED HARDWARE SHALL BE 316 SST.
3. UNLESS OTHERWISE SPECIFIED, EXPANSION ANCHORS SHALL NOT BE USED.
4. MSS REFERS TO THE MANUFACTURERS STANDARDIZATION SOCIETY OF THE VALVE AND FITTINGS INDUSTRY, STANDARD PRACTICE SP58 AND SP69.
5. HANGER BRACKETS AND SUPPORT COMPONENTS MAY BE INTERCHANGED.
6. CONCRETE INSERTS IN AREA BELOW WATER SURFACE OR NORMALLY SUBJECT TO SUBMERGING SHALL BE EMBEDDED ANCHOR BOLTS OR EQUAL.
7. PROVIDE PLASTIC OR RUBBER CHANNEL END CAPS AT EXPOSED ENDS OF CHANNELS 7'-0" ABOVE FLOOR AND BELOW.
8. MAXIMUM DESIGN WEIGHTS AND LOADS SHALL BE AS SHOWN IN TABLE "A" OR AS SHOWN IN THE DETAILS ON THIS DRAWING.
9. WHEN SUPPORT PIPING REQUIRES HORIZONTAL FLEXIBILITY NORMAL TO A STEEL BEAM AXIS, USE STRUCTURAL ATTACHMENTS C AND D AS SHOWN.
10. ALL PIPING SUPPORTED BY HANGERS AND/OR STRUCTURAL ATTACHMENTS SHALL BE BRACED AGAINST HORIZONTAL, VERTICAL AXIAL, AND LONGITUDINAL SWAY. BRACING SHALL BE CALCULATED TO RESIST SEISMIC LOADINGS AS SPECIFIED BY SMACNA AND AS INDICATED IN THE SPECIFICATIONS.
11. FITTINGS SHALL NOT BE LESS THAN MSS CL B.
12. UNLESS OTHERWISE SPECIFIED, TRAPEZE AND PIPE RACK COMPONENTS SHALL HAVE A MINIMUM THICKNESS OF 12 GAGE WITH A MAXIMUM DEFLECTION 1/240 OF THE SPAN. MINIMUM CHANNEL COMPONENT SIZE SHALL BE 1 5/8" SQUARE 316 SST AS MANUFACTURED BY SUPER STRUT, UNISTRUT, ELCEN, OR EQUAL.
13. SPACING SHALL BE AS REQUIRED BUT SHALL NOT EXCEED THOSE SPANS SHOWN IN TABLE A ON SHEET D-902.

TYPE 15 PIPE HANGER NOTES:

1. SPACING SHALL BE AS SPECIFIED IN TABLE A / D-902 ON PRIOR SHEET.
2. TOTAL LOADS ON END CONNECTIONS SHALL NOT EXCEED 1/2 THE MAXIMUM ALLOWABLE LOAD AT MID-POINT.

GMC
6120 Powers Ferry Road NW, Suite 200
Atlanta, GA 30339
T 770.952.2481

STATE OF GEORGIA — GOODWYN MILLS CAWOOD LLC — No. PE051452 — Exp.06.30.2026 — CERTIFICATE OF AUTHORIZATION

ISSUE	DATE
30% Submittal	05.30.2024
60% Submittal	08.29.2024
90% Submittal	11.27.2024
Bid Set	03.19.2025

Project Manager:	CW
Engineer:	GS
Designer:	GS
Drawn By:	GS

COMMERCE 2.0 MGD
GROVE CREEK WPCP
COMMERCE, GA

CATL230033

GEORGIA REGISTERED No. PE051452 PROFESSIONAL ENGINEER GRAHAM S. SIZEMORE 03.19.2025

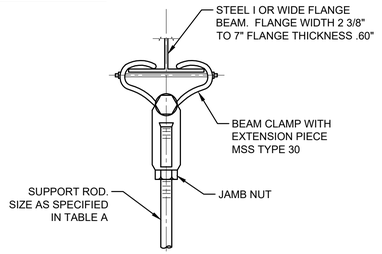
PROCESS PIPING SUPPORT DETAILS

D-903

DRAWING FILE: C:\Users\SIZEM~1\AppData\Local\Temp\AcPublish_29044\D-902 PIPE SUPPORTS.dwg
PLOTTED: Mar 19, 2025 - 2:05pm

This drawing is and shall remain the property of Goodwyn, Mills and Cawood, Inc. (GMC) and Goodwyn Mills Cawood LLC (GMC). Unauthorized use of any kind including use on other projects is prohibited. In the event that a conflict arises between the sealed drawings and the electronic files, the sealed drawings will govern.

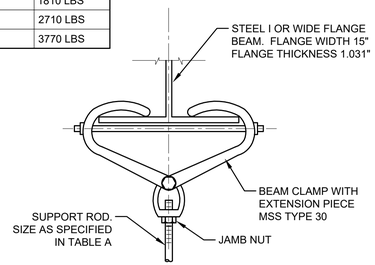
MAXIMUM ALLOWABLE LOAD	
ROD SIZE	LOAD
3/8"	610 LBS
1/2"	1130 LBS
5/8"-7/8"	1365 LBS



A D-904 **ATTACHMENT TYPE A**

SCALE: NOT TO SCALE

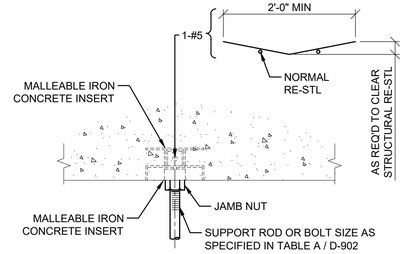
MAXIMUM ALLOWABLE LOAD	
ROD SIZE	LOAD
3/8"	610 LBS
1/2"	1130 LBS
5/8"	1810 LBS
3/4"	2710 LBS
7/8"	3770 LBS



B D-904 **ATTACHMENT TYPE B**

SCALE: NOT TO SCALE

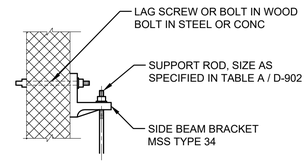
MAXIMUM ALLOWABLE LOAD	
ROD SIZE	LOAD
3/8"	610 LBS
1/2"	1130 LBS
5/8"-7/8"	1140 LBS



C D-904 **ATTACHMENT TYPE C**

SCALE: NOT TO SCALE

MAXIMUM ALLOWABLE LOAD		
ROD SIZE	LOAD	LOAD CONC/STEEL
3/8"	390 LBS	610 LBS
1/2"	640 LBS	1130 LBS
5/8"	760 LBS	1810 LBS
3/4"	830 LBS	2710 LBS
7/8"	830 LBS	3770 LBS



D D-904 **ATTACHMENT TYPE D**

SCALE: NOT TO SCALE

GENERAL NOTES:

1. FOR EXISTING CONCRETE, NEW PRECAST CONCRETE OR NEW CONCRETE MASONRY UNITS USE SURFACE MOUNT CHANNEL UNISTRUT P-1000 OR EQUAL. FOR ALL POURED-IN-PLACE CONCRETE, USED EMBEDDED CONCRETE INSERT CHANNELS, UNISTRUT P3200 OR EQUAL AND DELETE THE SURFACE MOUNT ANCHOR BOLTS.
2. SPACING SHALL BE AS REQUIRED BUT SHALL NOT EXCEED THOSE SPANS SHOWN IN TABLE A ON SHEET D-902.

TYPE G ATTACHMENT NOTES

1. BRACKET MAY BE USED WITH VARIOUS HANGER, ROLLER, GUIDE AND CLAMP ASSEMBLIES

TYPE H ATTACHMENT NOTES

1. BRACKET MAY BE WALL OR CEILING MOUNTED, AND MAY BE USED WITH VARIOUS HANGER, GUIDE, RACK, OR ANCHOR, AND SWAY BRACE ASSEMBLIES
2. MAXIMUM LOAD CAPACITY SHALL BE AS RECOMMENDED BY THE CHANNEL MANUFACTURER.

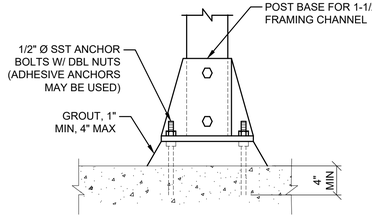
TYPE J ATTACHMENT NOTES

1. PROVIDE FLAT HEADED BOLTS 3/8"Øx1-1/2"L SCREWED IN PLACE TO CREATE FLUSH SURFACE WITH PLATE, PRIOR TO POURING CONCRETE. THESE BOLTS ARE TO BE REMOVED AND REPLACED WITH 2" L BOLTS AFTER CURING FOR SUPPORT ATTACHMENT.

TYPE K ATTACHMENT NOTES

1. STRUCTURAL ATTACHMENTS MAY BE USED WITH VARIOUS HANGER, GUIDE AND ANCHOR ASSEMBLIES.

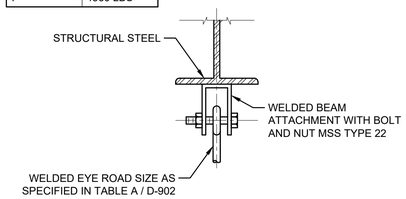
4" OR LESS



E D-904 **ATTACHMENT TYPE E**

SCALE: NOT TO SCALE

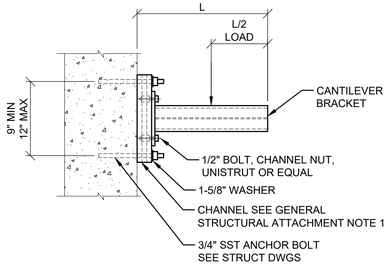
MAXIMUM ALLOWABLE LOAD	
ROD SIZE	LOAD
3/8"	610 LBS
1/2"	1130 LBS
5/8"	1810 LBS
3/4"	2710 LBS
7/8"	3770 LBS
1"	4960 LBS



F D-904 **ATTACHMENT TYPE F**

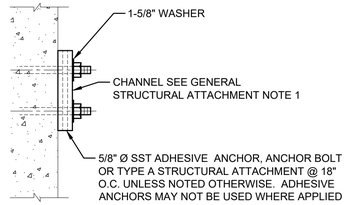
SCALE: NOT TO SCALE

CAPACITY AT MID-POINT	
L	LOAD
12"	2000 LBS
18"	1300 LBS
24"	1000 LBS
30"	800 LBS



G D-904 **ATTACHMENT TYPE G**

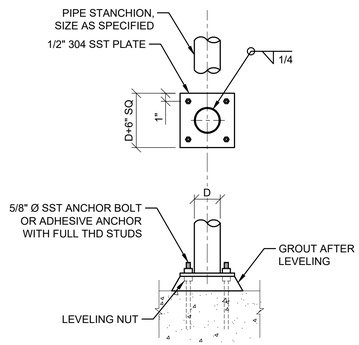
SCALE: NOT TO SCALE



H D-904 **ATTACHMENT TYPE H**

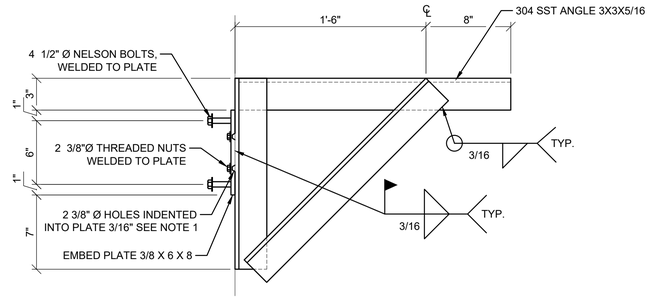
SCALE: NOT TO SCALE

6" THROUGH 30" PIPE



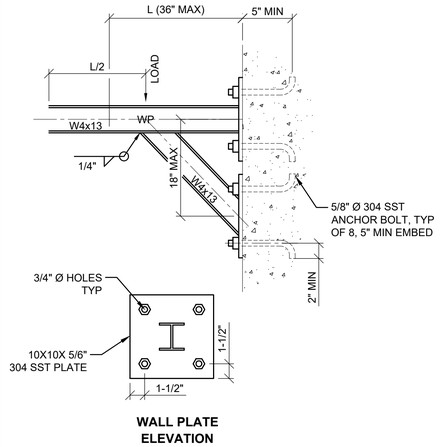
I D-904 **ATTACHMENT TYPE I**

SCALE: NOT TO SCALE



J D-904 **ATTACHMENT TYPE J**

SCALE: NOT TO SCALE



WALL PLATE ELEVATION

K D-904 **ATTACHMENT TYPE K**

SCALE: NOT TO SCALE

GMC
6120 Powers Ferry Road NW, Suite 200
Atlanta, GA 30339
T 770.952.2481

STATE OF GEORGIA — GOODWYN MILLS CAWOOD LLC — No. PE051452 — Exp.06.30.2026 — CERTIFICATE OF AUTHORIZATION

1" 0" .5" 1"

ISSUE	DATE
30% Submittal	05.30.2024
60% Submittal	08.29.2024
90% Submittal	11.27.2024
Bid Set	03.19.2025

Project Manager:	CW
Engineer:	GS
Designer:	GS
Drawn By:	

COMMERCE 2.0 MGD
GROVE CREEK WPCP
COMMERCE, GA

CATL230033

GEORGIA REGISTERED No. PE051452 PROFESSIONAL ENGINEER GRAHAM S. SIZEMORE 03.19.2025

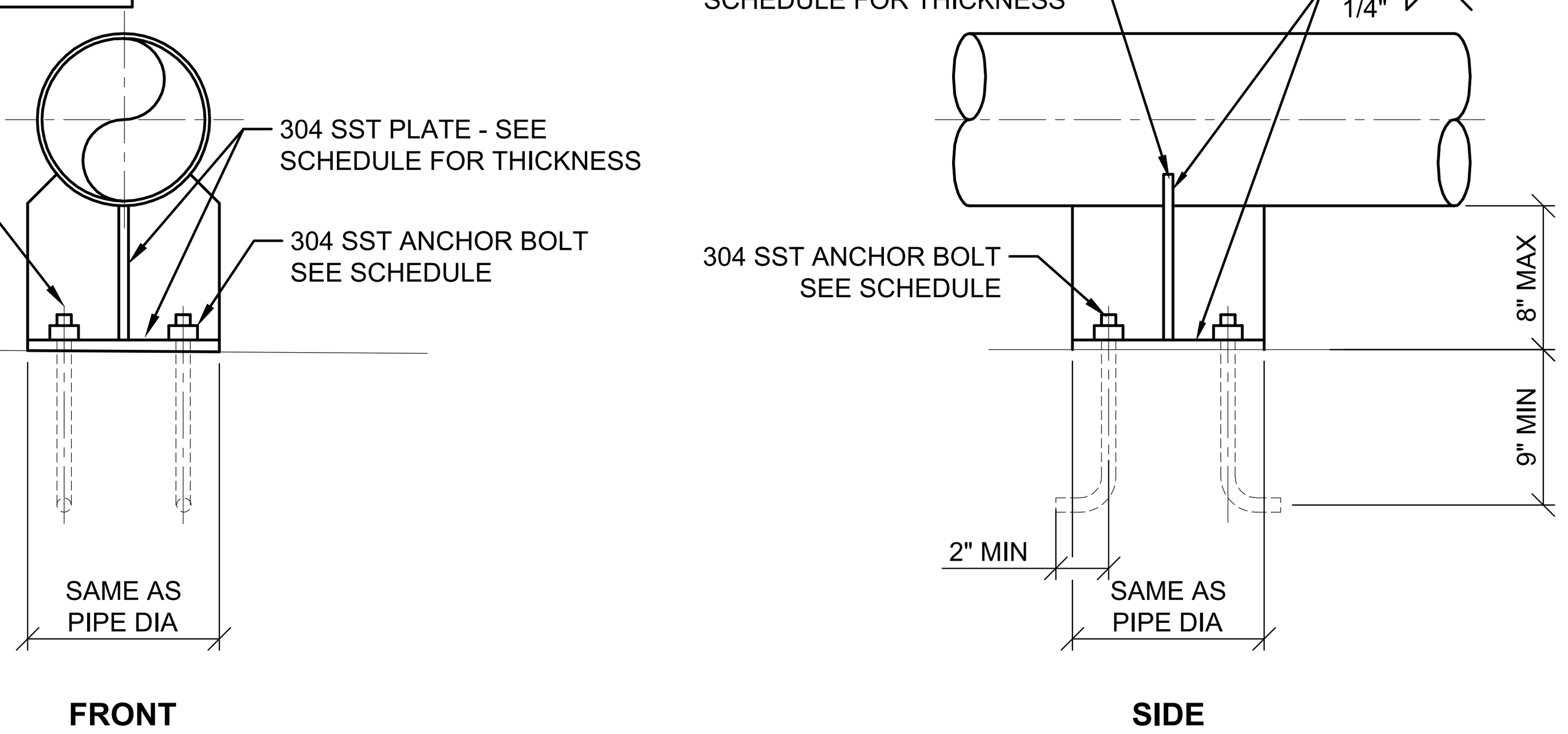
PROCESS PIPING STRUCTURAL ATTACHMENT DETAILS

D-904

DRAWING FILE: C:\Users\GSIZEM~1\AppData\Local\Temp\AcPublish_28044\D-902 PIPE SUPPORTS.dwg
PLOTTED: Mar 19, 2025 - 2:05pm

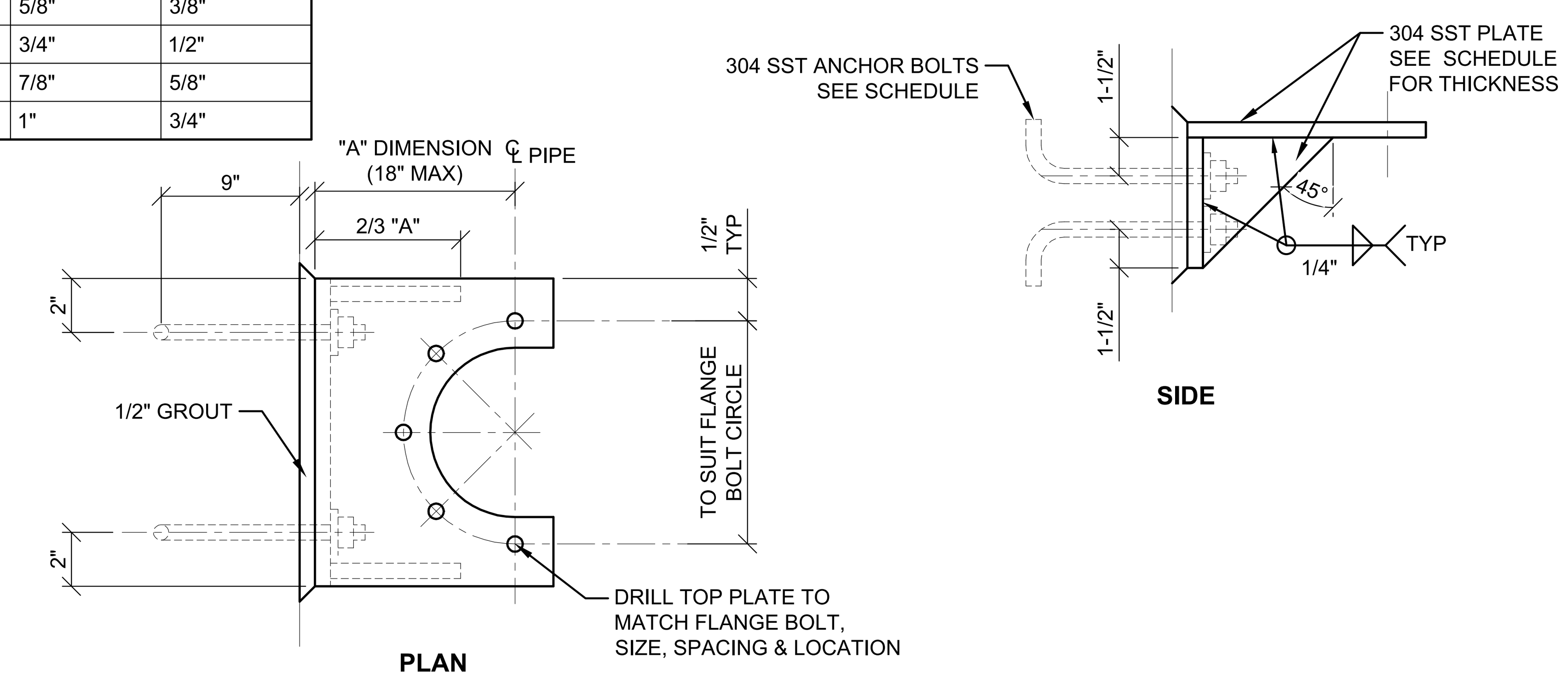
This drawing is and shall remain the property of Goodwyn, Mills and Cawood, Inc. (GMC) and Goodwyn Mills Cawood LLC (GMC). Unauthorized use of any kind including use on other projects is prohibited. In the event that a conflict arises between the sealed drawings and the electronic files, the sealed drawings will govern.

COMPONENT SCHEDULE		
PIPE SIZE	BOLT SIZE	PL THK
2" & 2-1/2"	3/8"	1/4"
3" TO 6"	1/2"	3/8"
8" TO 12"	5/8"	3/8"
14" TO 16"	3/4"	1/2"
18" TO 20"	7/8"	5/8"



L ATTACHMENT TYPE L
D-905
SCALE: NOT TO SCALE

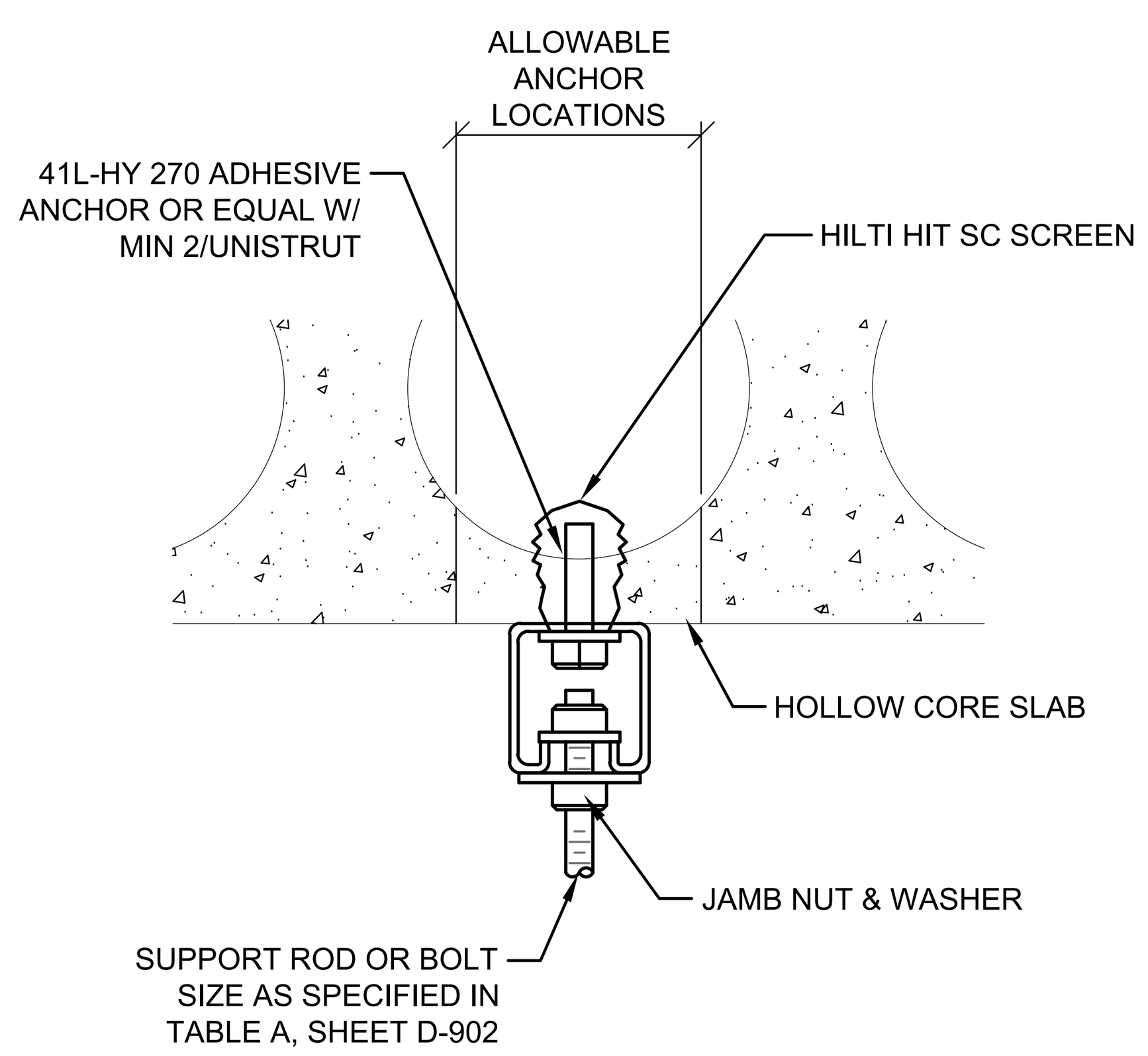
COMPONENT SCHEDULE		
PIPE SIZE	BOLT SIZE	PL THK
2" & 2-1/2"	3/8"	1/4"
3" TO 6"	1/2"	3/8"
8" TO 12"	5/8"	3/8"
14" TO 16"	3/4"	1/2"
18" TO 20"	7/8"	5/8"
24" TO 30"	1"	3/4"



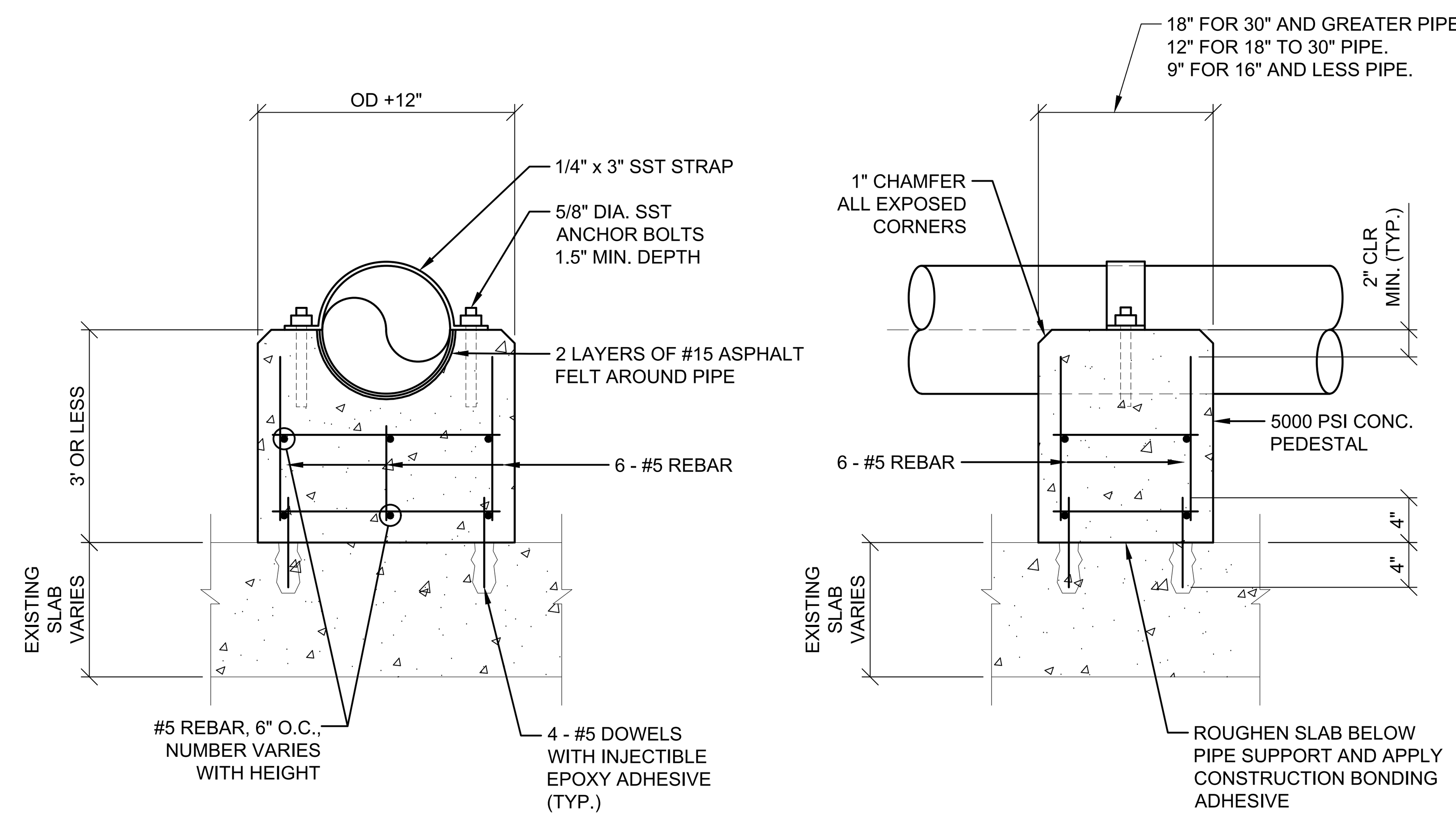
M ATTACHMENT TYPE M
D-905
SCALE: NOT TO SCALE

GENERAL NOTES:

1. FOR EXISTING CONCRETE, NEW PRECAST CONCRETE OR NEW CONCRETE MASONRY UNITS USE SURFACE MOUNT CHANNEL UNISTRUT P-1000 OR EQUAL. FOR ALL POURED-IN-PLACE CONCRETE, USED EMBEDDED CONCRETE INSERT CHANNELS, UNISTRUT P3200 OR EQUAL AND DELETE THE SURFACE MOUNT ANCHOR BOLTS.
2. SPACING SHALL BE AS REQUIRED BUT SHALL NOT EXCEED THOSE SPANS SHOWN IN TABLE A ON SHEET D-902.



N ATTACHMENT TYPE N
D-905
SCALE: NOT TO SCALE



O TYPE 18 PIPE SUPPORT
D-905
SCALE: NOT TO SCALE

GMC
6120 Powers Ferry Road NW, Suite 200
Atlanta, GA 30339
T 770.952.2481

STATE OF GEORGIA CERTIFICATE OF AUTHORIZATION GOODWYN MILLS CAWOOD, LLC No.PEF007898 Exp.06.30.2026

ISSUE	DATE
30% Submittal	05.30.2024
60% Submittal	08.29.2024
90% Submittal	11.27.2024
Bid Set	03.19.2025
Project Manager:	CW
Engineer:	GS
Designer:	GS
Drawn By:	

COMMERCE 2.0 MGD
GROVE CREEK WPCP
COMMERCE, GA

CATL230033

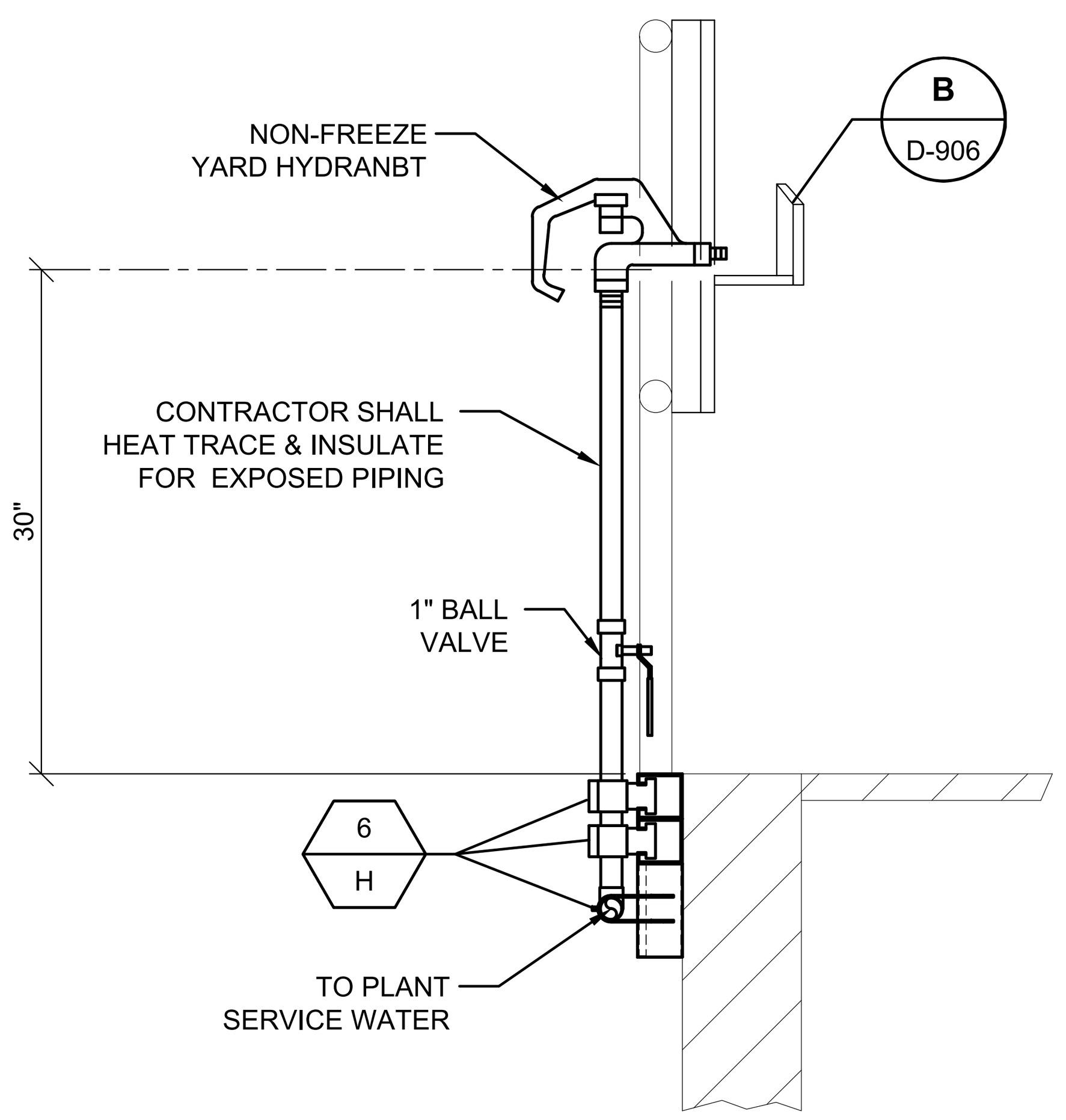
GEORGIA REGISTERED No. PE051452 PROFESSIONAL 03.19.2025 ENGINEER GRAHAM S. SIZEMORE

PROCESS PIPING STRUCTURAL ATTACHMENT DETAILS

D-905

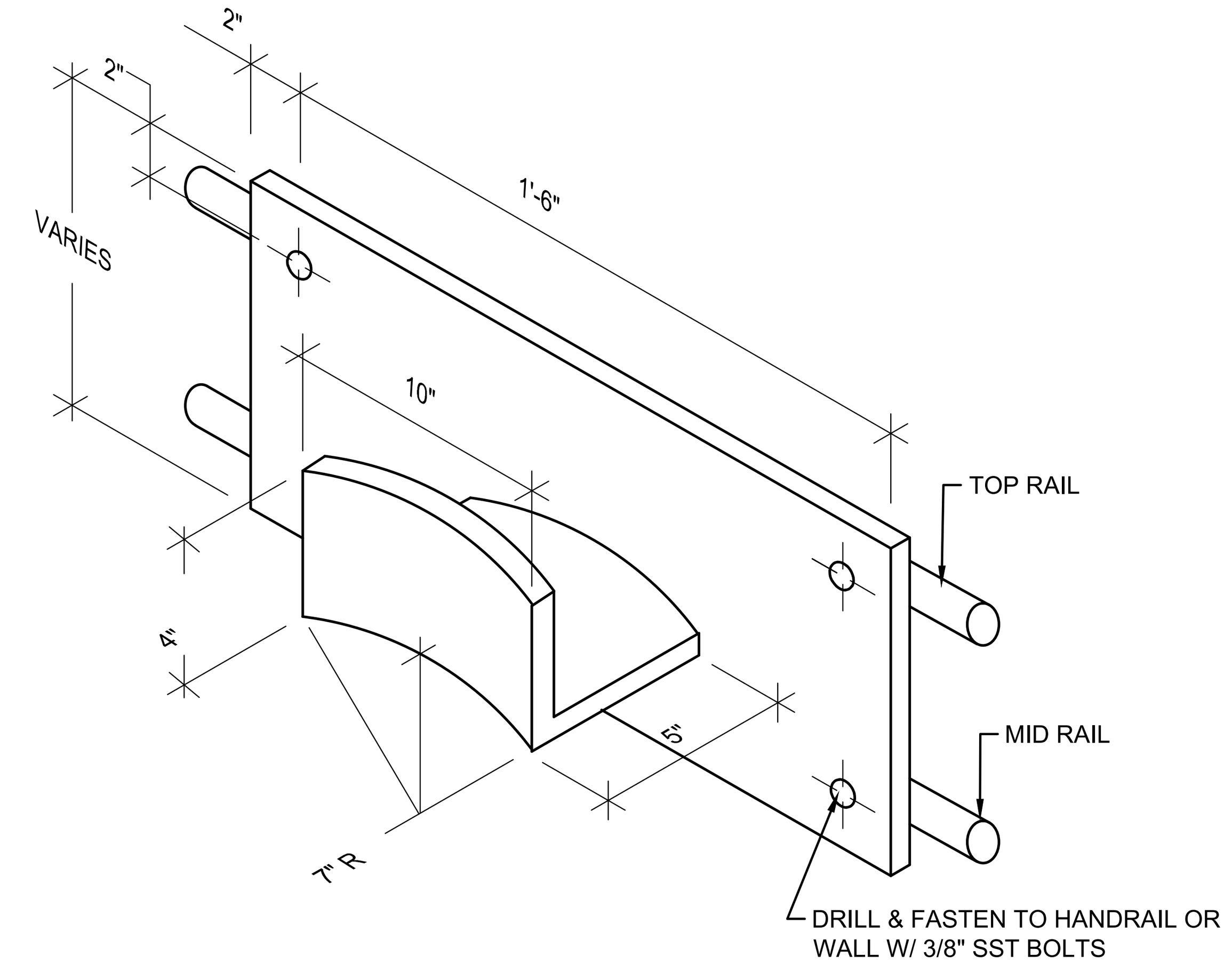
DRAWING FILE: C:\Users\GSIZEM~1\AppData\Local\Temp\AcPublish_29044\D-902 PIPE SUPPORTS.dwg
PLOTTED: Mar 19, 2025 - 2:05pm

This drawing is and shall remain the property of Goodwyn, Mills and Cawood, Inc. (GMC) and Goodwyn Mills Cawood LLC (GMC). Unauthorized use of any kind including use on other projects is prohibited. In the event that a conflict arises between the sealed drawings and the electronic files, the sealed drawings will govern.



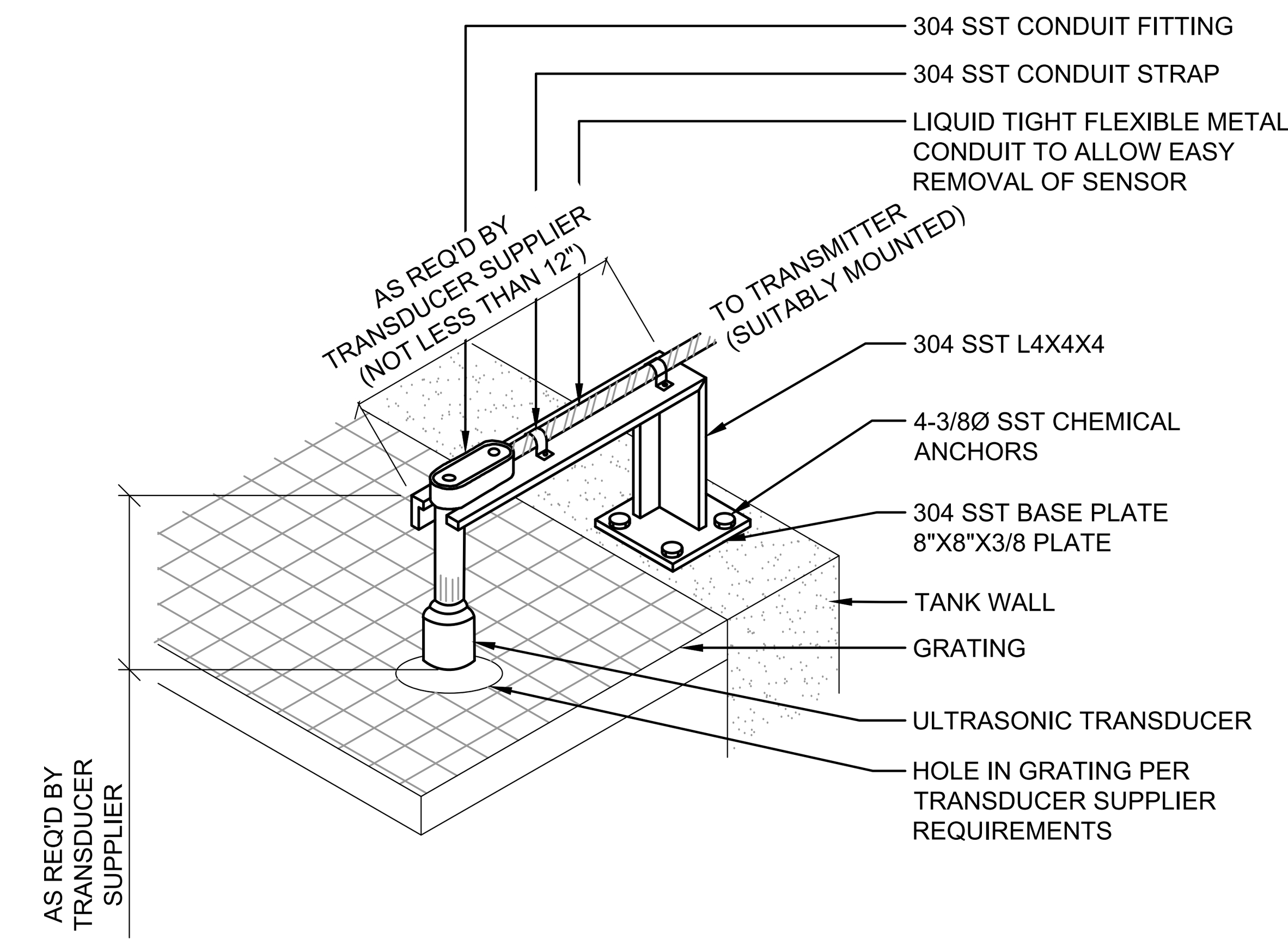
A D-906 **YARD HYDRANT (RAILING MOUNTED)**

SCALE: NOT TO SCALE



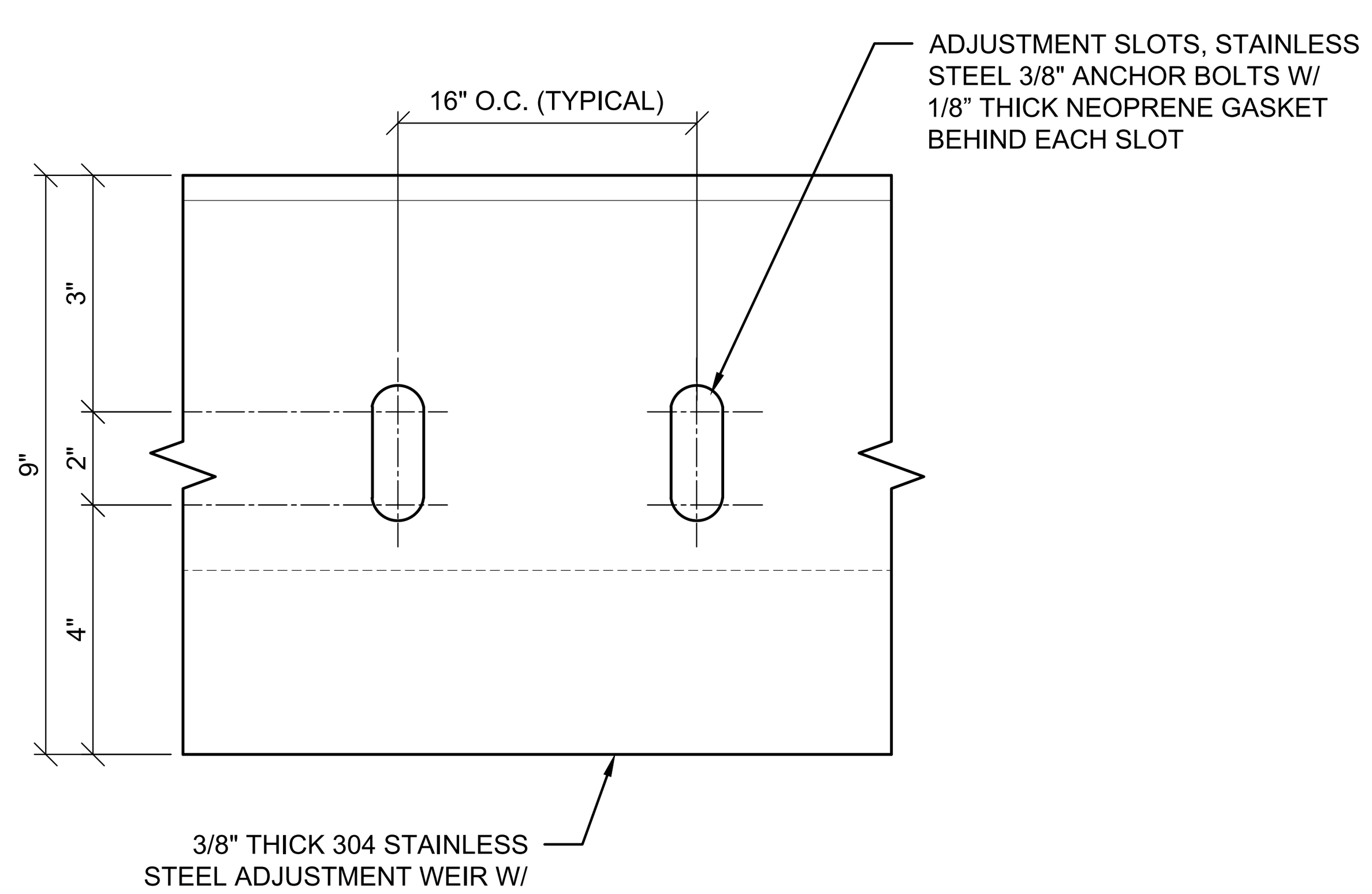
B D-906 **RAIL MOUNTED HOSE RACK**

SCALE: NOT TO SCALE

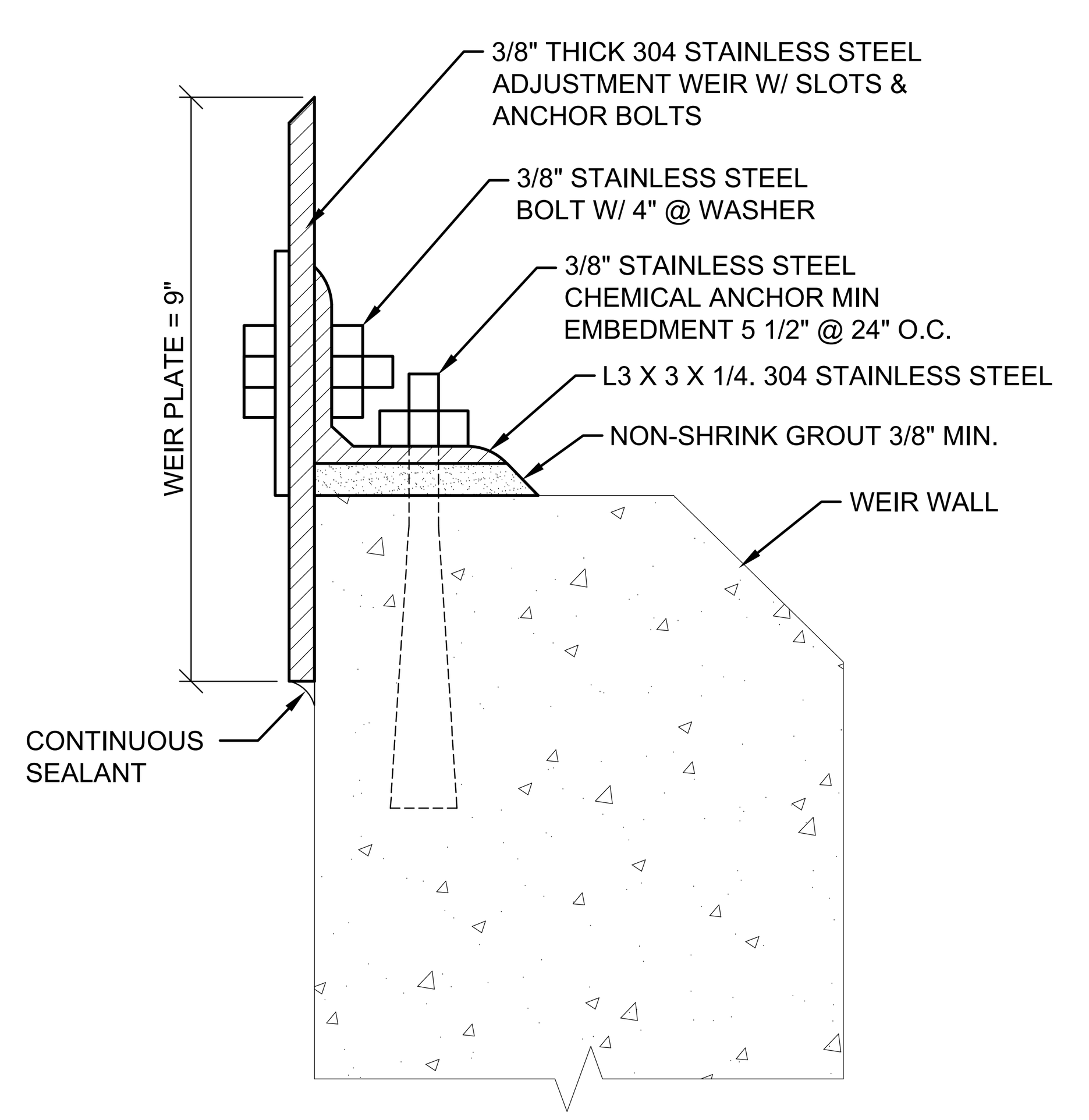


C D-907 **ULTRASONIC LEVEL TRANSDUCER (LEVL 2)**

SCALE: NOT TO SCALE



ELEVATION



SECTION

D D-906 **ADJUSTABLE WEIR**

SCALE: NOT TO SCALE

STANDARD FEATURES

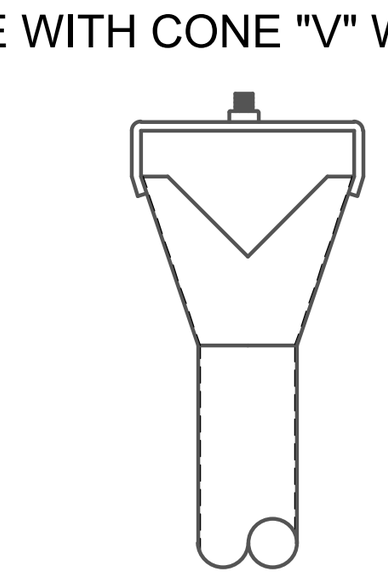
- STAINLESS STEEL CONSTRUCTION
- NON-RISING DESIGN
- 16" (406 MM) DIAMETER ALUMINUM HANDWHEEL
- Ø1 1/8 (Ø29 MM) S.STL. TRIPLE LEAD ACME ROD
- BRASS LIFTING NUT
- POLYMER BEARING PADS
- 150# S.STL. COMPANION FLANGE
- 1/4" (7 MM) THICK NEOPRENE WIPE GASKET
- 3 YEAR GUARANTEE

REQUIRED INFORMATION

- BASE PLATE ELEVATION
- OFFSET
- HIGH WATER ELEVATION
- SLIDE PIPE MODEL (501, 502, 503)
- LENGTH OF TRAVEL
- TOP OF RISER PIPE ELEVATION
- EXISTING RISER PIPE SIZE

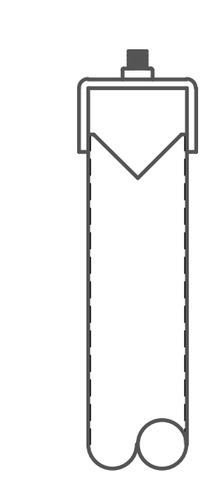
MODEL 502

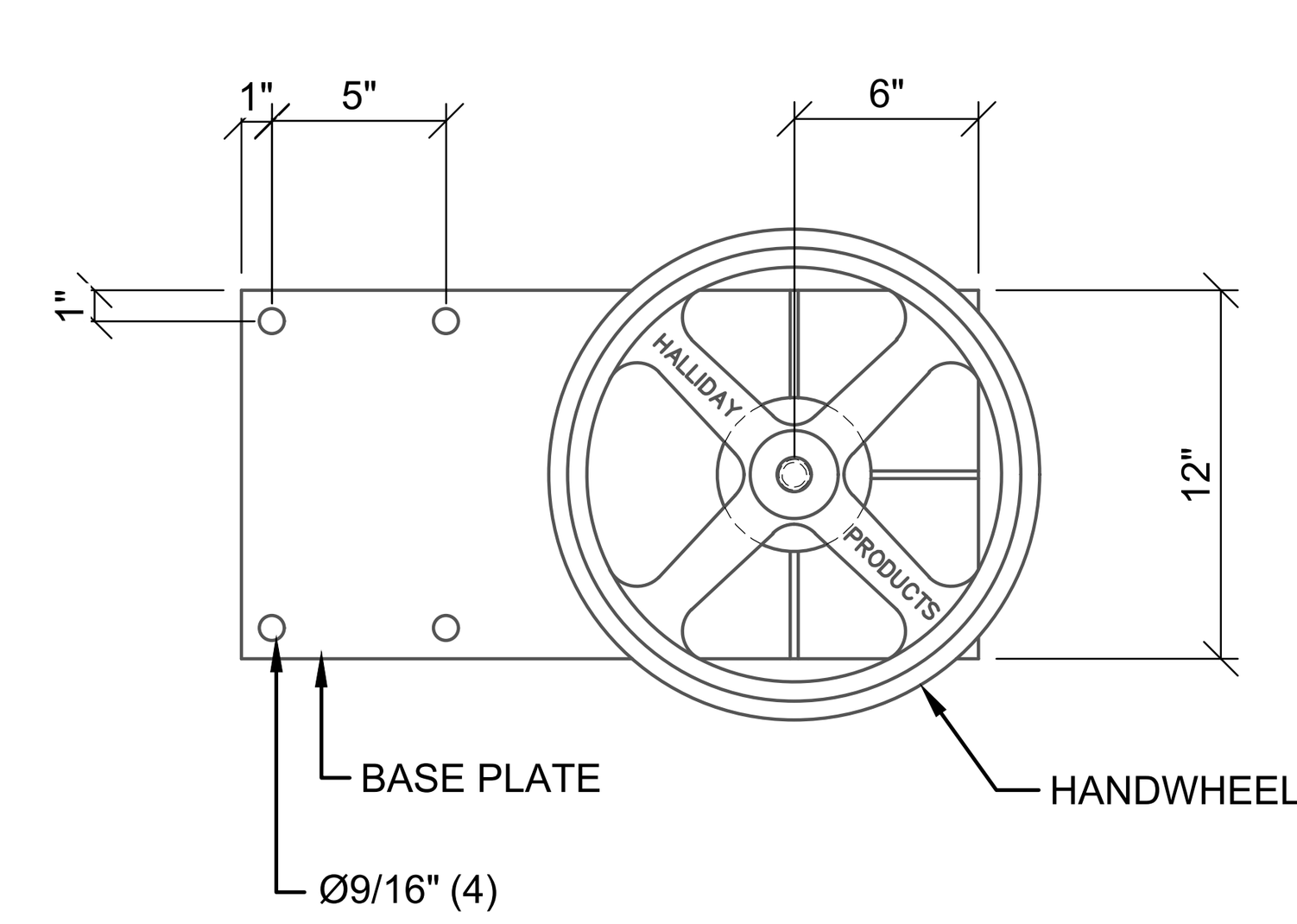
SLIDE PIPE WITH CONE "V" WEIR TOP

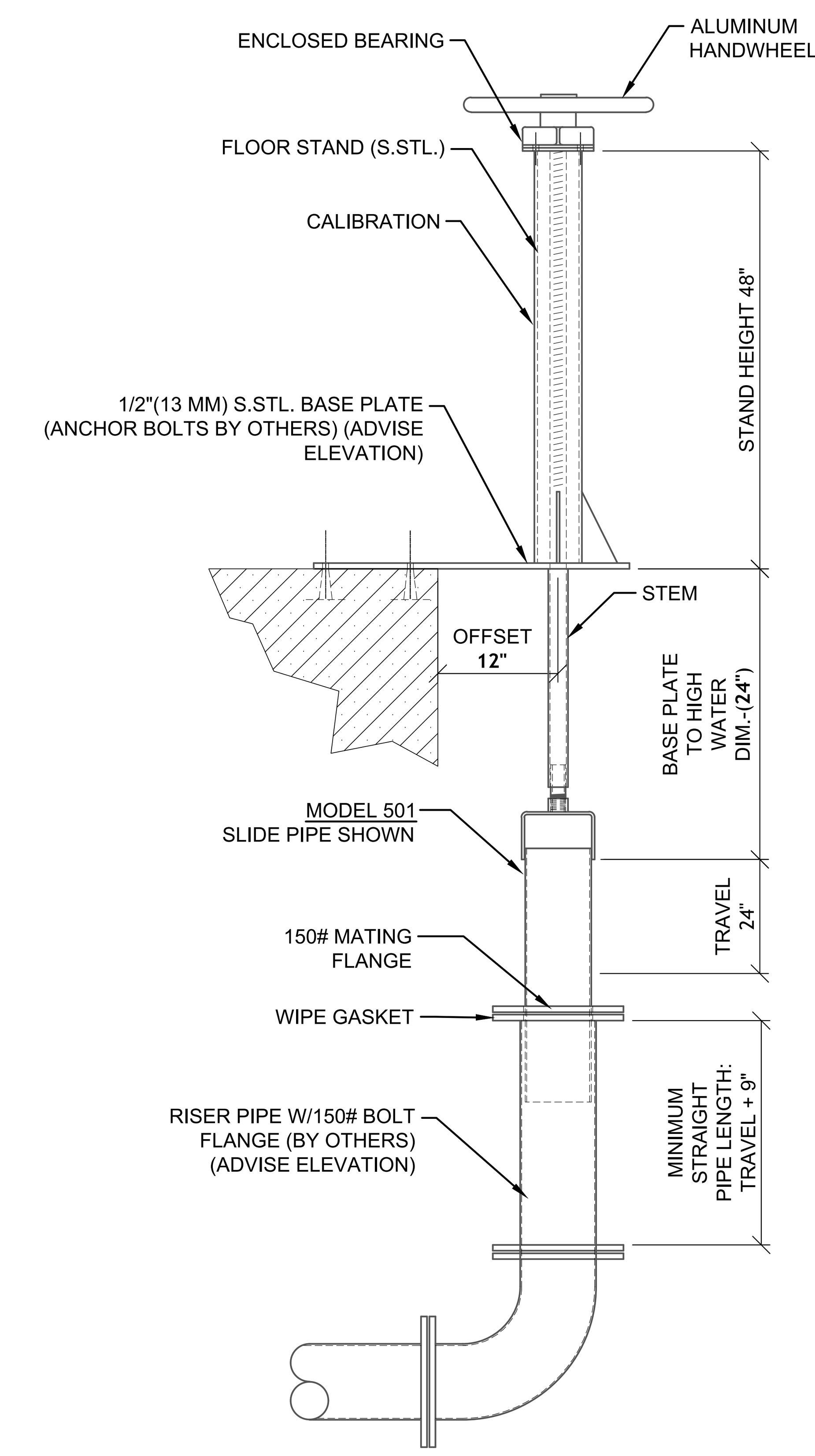


MODEL 503

SLIDE PIPE WITH "V" WEIR TOP








E D-906 **TELESCOPING VALVE**

SCALE: NOT TO SCALE

GMC

6120 Powers Ferry Road NW, Suite 200
Atlanta, GA 30339
T 770.952.2481



ISSUE	DATE
30% Submittal	05.30.2024
60% Submittal	08.29.2024
90% Submittal	11.27.2024
Bid Set	03.19.2025

Project Manager:	CW
Engineer:	GS
Designer:	GS
Drawn By:	

COMMERCE 2.0 MGD
GROVE CREEK WPCP
COMMERCE, GA

CATL230033

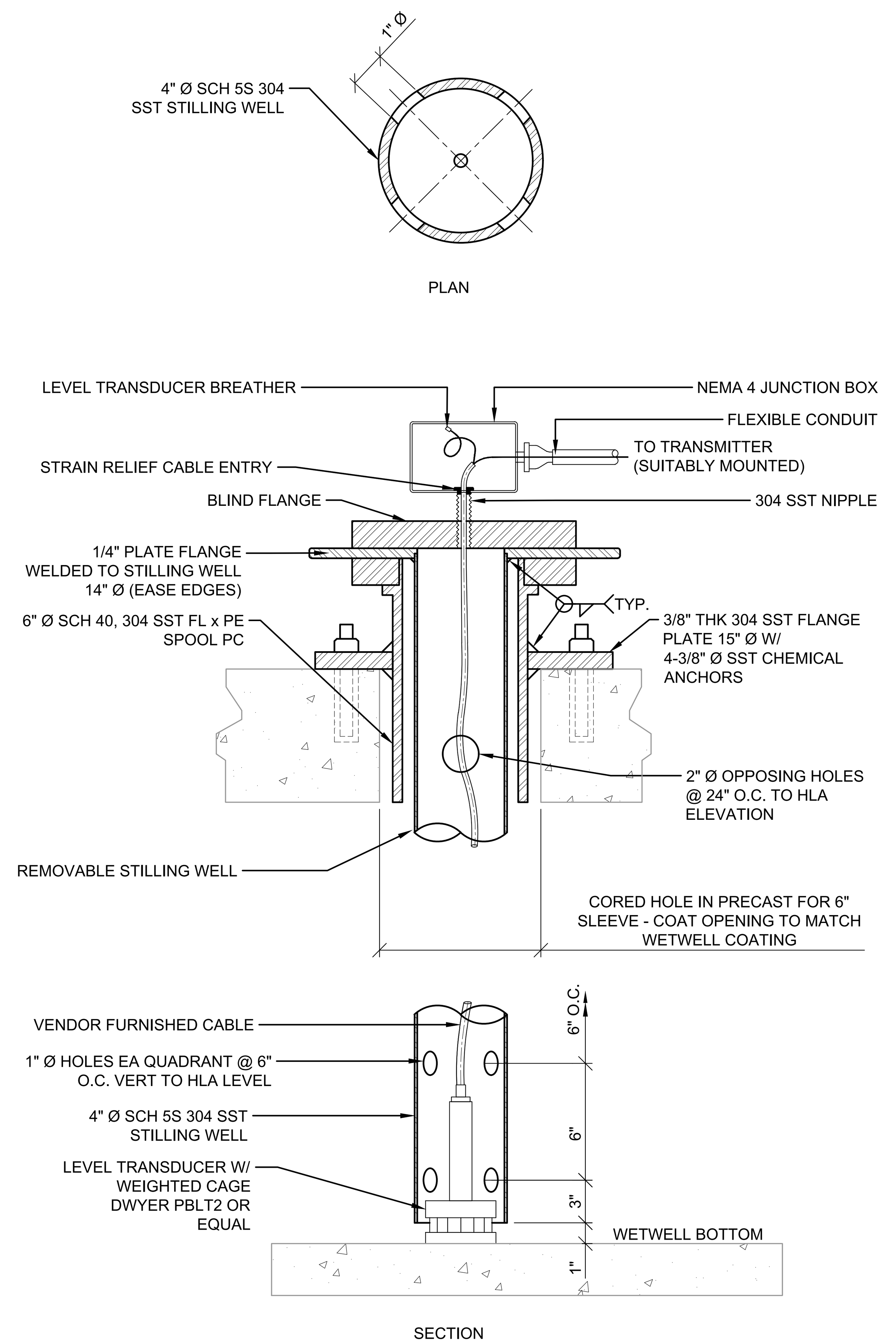


PROCESS DETAILS

D-906

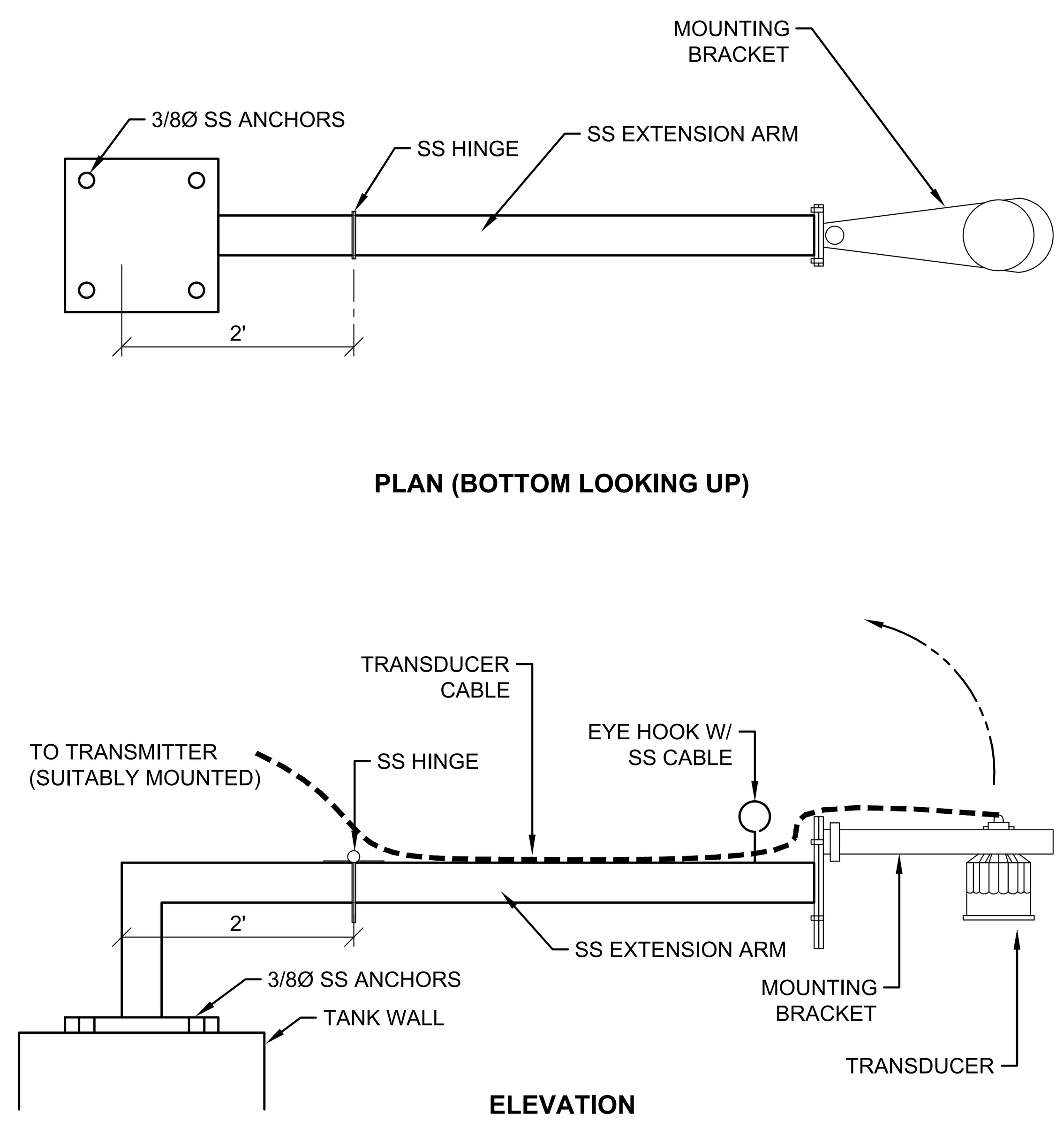
This drawing is and shall remain the property of Goodwyn, Mills and Cawood, Inc. (GMC) and Goodwyn Mills Cawood LLC (GMC). Unauthorized use of any kind including use on other projects is prohibited. In the event that a conflict arises between the sealed drawings and the electronic files, the sealed drawings will govern.

DRAWING FILE: C:\Users\GSIZEM~1\AppData\Local\Temp\AcPublish_29044\D-906 PROCESS DETAILS.dwg
PLOTTED: Mar 19, 2025 - 2:05pm



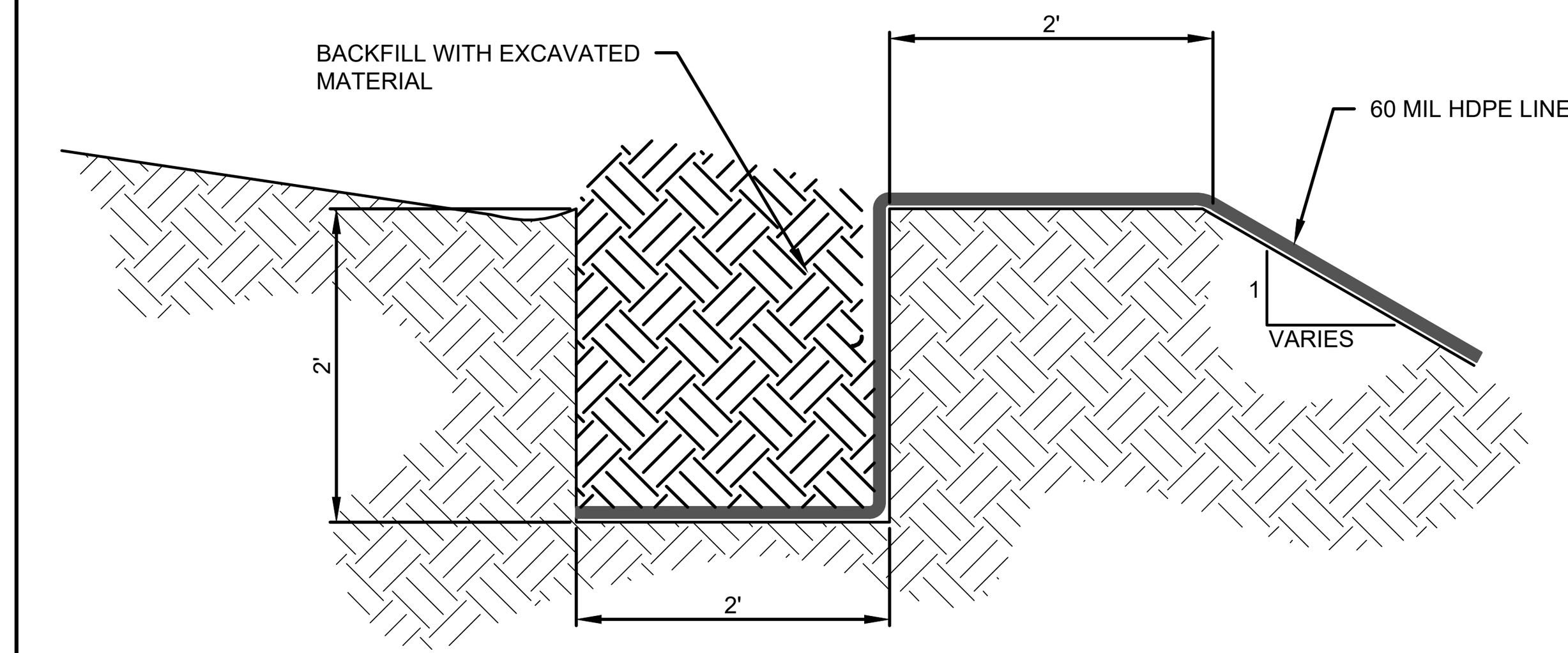
F / D-907 **SUBMERSIBLE LEVEL TRANSDUCER**

SCALE: NOT TO SCALE



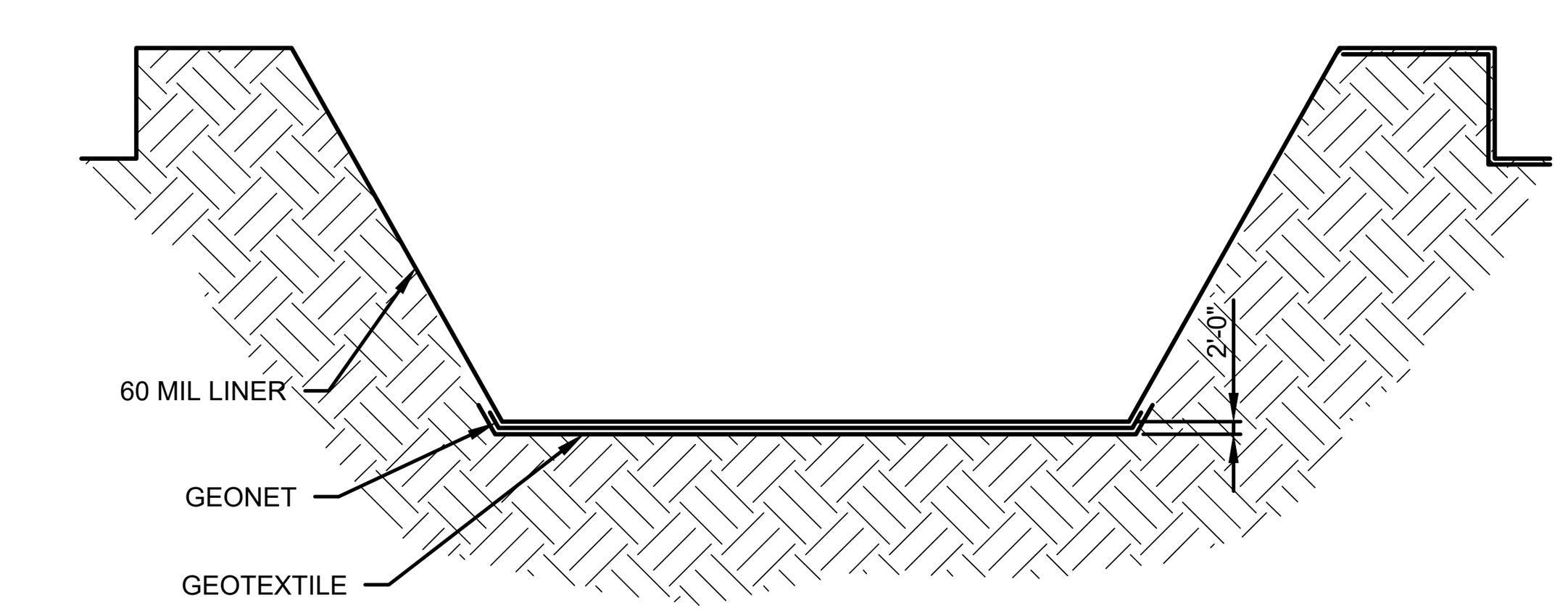
G / I-901 **LEVEL TRANSDUCER W/ HINGED EXTENSION ARM**

SCALE: NOT TO SCALE



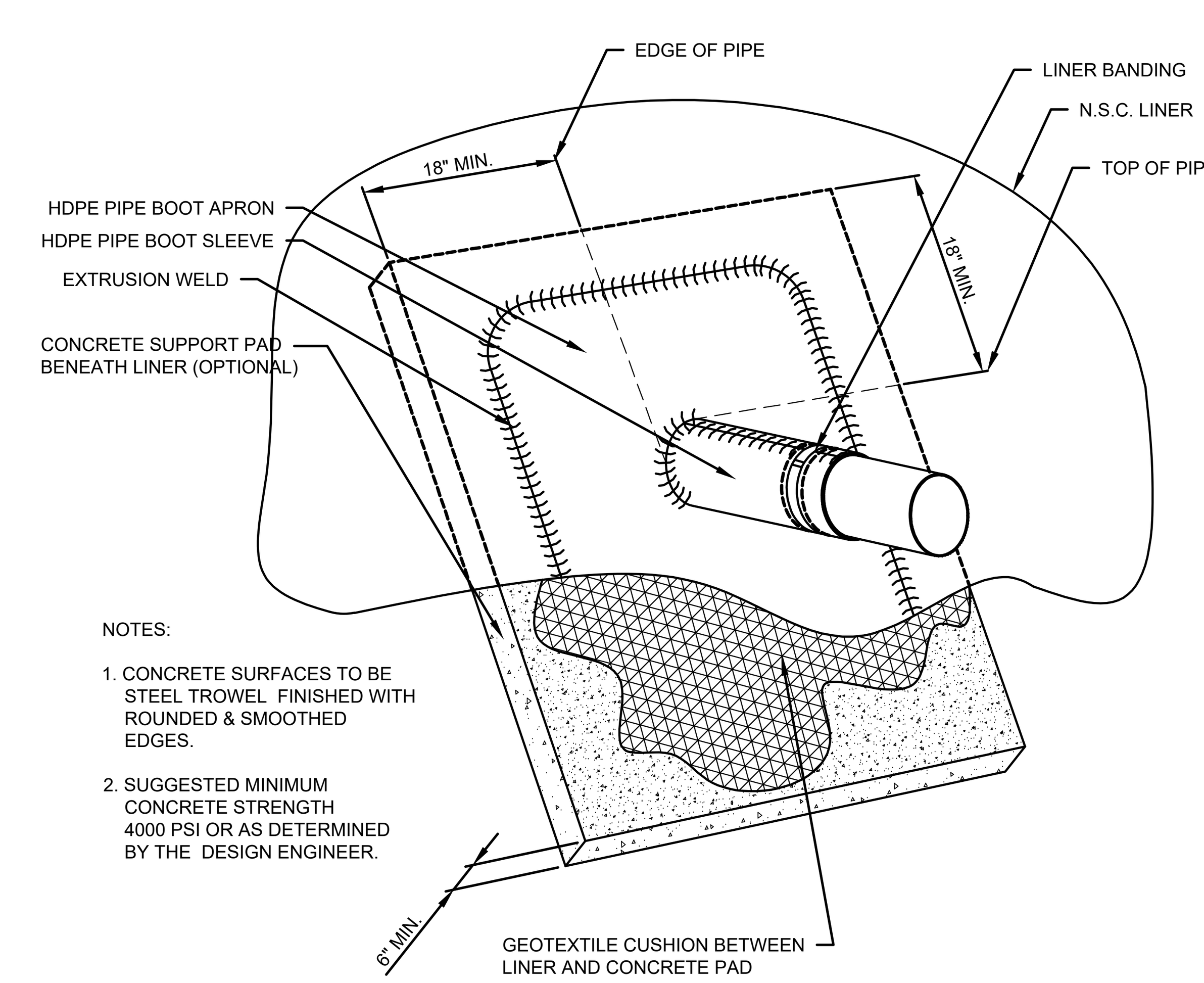
DETAIL- EQ LINER ANCHOR TRENCH

SCALE: NTS



DETAIL- EQ LINER LAYER SECTION

SCALE: NTS



NOTES:

1. CONCRETE SURFACES TO BE STEEL TROWEL FINISHED WITH ROUNDED & SMOOTHED EDGES.
2. SUGGESTED MINIMUM CONCRETE STRENGTH 4000 PSI OR AS DETERMINED BY THE DESIGN ENGINEER.

DETAIL- EQ PIPE PENETRATION/BOOT

SCALE: NTS

GMC

6120 Powers Ferry Road NW, Suite 200
Atlanta, GA 30339
T 770.952.2481

STATE OF GEORGIA CERTIFICATE OF AUTHORIZATION
GOODWYN MILLS CAWOOD, LLC
No.PEF007898
Exp.06.30.2026

1" .5" 0" 1"

ISSUE	DATE
30% Submittal	05.30.2024
60% Submittal	08.29.2024
90% Submittal	11.27.2024
Bid Set	03.19.2025
Project Manager:	CW
Engineer:	GS
Designer:	GS
Drawn By:	

COMMERCE 2.0 MGD
GROVE CREEK WPCP
COMMERCE, GA

CATL230033

GEORGIA REGISTERED PROFESSIONAL ENGINEER
No. PE051452
03.19.2025
GRAHAM S. SIZEMORE

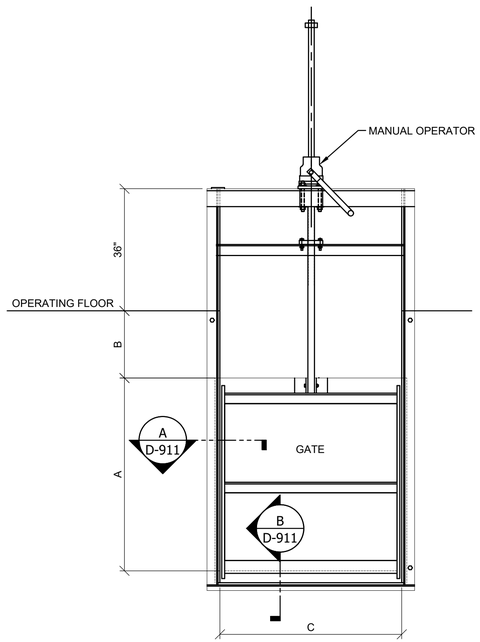
PROCESS DETAILS

D-907

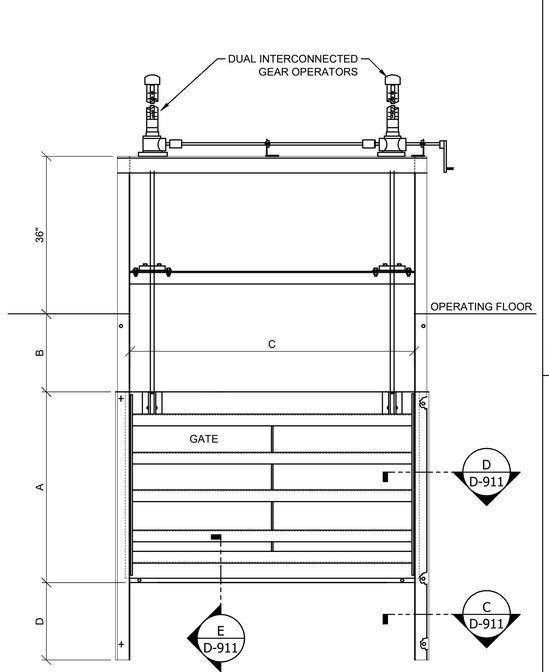
DRAWING FILE: C:\Users\GSIZEM~1\AppData\Local\Temp\AcPublish_29044\D-906 PROCESS DETAILS.dwg
PLOTTED: Mar 19, 2025 - 2:05pm

This drawing is and shall remain the property of Goodwyn, Mills and Cawood, Inc. (GMC) and Goodwyn Mills Cawood LLC (GMC). Unauthorized use of any kind including use on other projects is prohibited. In the event that a conflict arises between the sealed drawings and the electronic files, the sealed drawings will govern.

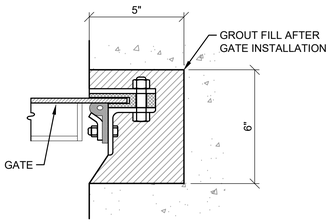
TAG	TYPE	LOCATION	MOUNTING	OPERATOR & OPERATOR SUPPORT	HEIGHT A (INCHES)	HEIGHT B (INCHES)	WIDTH C (INCHES)	HEIGHT D (INCHES)	DESIGN SEATING HEAD (INCHES)	DESIGN UNSEATING HEAD (INCHES)	NOTES	P&ID Sheet Number	Process Sheet Number	Labeled
SG1201	Slide Gate	Before Vortex Grit Chamber	Embedded	Handwheel	56	12	48					I-103	D-121	X
SG1202	Slide Gate	Before Vortex Grit Chamber	Embedded	Handwheel	56	12	48					I-103	D-121	X
SG1203	Slide Gate	Bypass Vortex Grit Chamber	Embedded	Handwheel	56	12	36					I-103	D-121	X
SG1204	Slide Gate	After Vortex Grit Chamber	Embedded	Handwheel	32	12	30					I-103	D-121	X
SG1205	Slide Gate	After Vortex Grit Chamber	Embedded	Handwheel	32	12	30					I-103	D-121	X
SG3010	Slide Gate	Orbal Aeration Basin	Wall Mounted	Handwheel	54	138	24		150		Embedded Sill	I-301	D-301	X
SG3020	Slide Gate	Orbal Aeration Basin	Wall Mounted	Handwheel	54	138	24		150		Embedded Sill	I-301	D-301	X
SG3030	Slide Gate	Orbal Aeration Basin	Wall Mounted	Handwheel	36	156	36		150		Embedded Sill	I-301	D-301	X
SG3040	Slide Gate	Orbal Aeration Basin	Wall Mounted	Handwheel	36	156	36					I-301	D-305	X
WG3050	Weir Gate	Orbal Aeration Basin	Wall Mounted	Handwheel	22	24	84	22			Height B measured when gate is fully closed	I-301	D-305	X
SG4010	Slide Gate	Clarifier	Embedded	Handwheel	24	18	24					I-401	D-403	X
SG4020	Slide Gate	Clarifier	Embedded	Handwheel	24	18	24					I-401	D-403	X
WG4110	Weir Gate	Clarifier Splitter Box	Wall Mounted	Handwheel	24	44	96	6			Height B measured when gate is at normal position	I-401	D-402	X
WG4120	Weir Gate	Clarifier Splitter Box	Wall Mounted	Handwheel	24	44	96	6			Height B measured when gate is at normal position	I-401	D-402	X



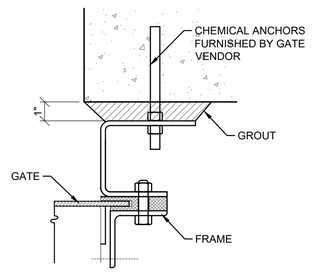
1 D-911 **SECTION - UPWARD OPENING SLIDE GATE**
SCALE: NOT TO SCALE



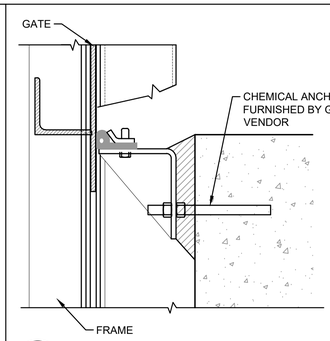
2 D-911 **SECTION - DOWNWARD OPENING SLIDE GATE**
SCALE: NOT TO SCALE



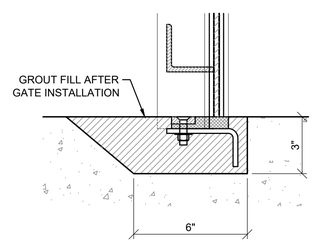
A D-911 **DETAIL**
SCALE: NOT TO SCALE



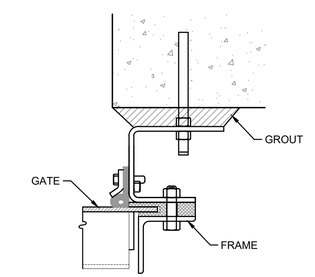
C D-911 **DETAIL**
SCALE: NOT TO SCALE



E D-911 **VIEW TITLE**
SCALE: NOT TO SCALE



B D-911 **DETAIL**
SCALE: NOT TO SCALE



D D-911 **DETAIL**
SCALE: NOT TO SCALE

GMC
6120 Powers Ferry Road NW, Suite 200
Atlanta, GA 30339
T 770.952.2481

STATE OF GEORGIA
GOODWYN MILLS CAWOOD, LLC
No. PE051452
Exp.06.30.2026
CERTIFICATE OF AUTHORIZATION

1" 0" 1"

ISSUE	DATE
30% Submittal	05.30.2024
60% Submittal	08.29.2024
90% Submittal	11.27.2024
Bid Set	03.19.2025

Project Manager:	CW
Engineer:	GS
Designer:	GS
Drawn By:	GS

COMMERCE 2.0 MGD
GROVE CREEK WPCP
COMMERCE, GA

CATL230033

GEORGIA REGISTERED No. PE051452 PROFESSIONAL ENGINEER 03.19.2025 GRAHAM S. SIZEMORE

GATE SCHEDULE & DETAILS ATTACHMENTS

D-911

DRAWING FILE: T:\1 Projects\GA\Commerce\CATL230033 - Commerce 2.0 MGD Grove Creek WPCP\0 DWG\01 PLANS\02 SHEETS\04 PROCESS\D-911 GATE SCHEDULE & DETAILS.dwg
PLOTTED: Mar 19, 2025 - 2:05pm

This drawing is and shall remain the property of Goodwyn, Mills and Cawood, Inc. (GMC) and Goodwyn Mills Cawood LLC (GMC). Unauthorized use of any kind including use on other projects is prohibited. In the event that a conflict arises between the sealed drawings and the electronic files, the sealed drawings will govern.

	TAG	SERVICE	TYPE	SIZE	CONNECTION	OPERATOR	NOTES
1000	V1001	RWW	PLUG	12	FLG	Handwheel	For Emergency Pump Connection
	V1011	RWW	BALL	1/4	THD	Lever	
	V1012	RWW	BALL	2	THD	Lever	
	V1013	RWW	AIR RELEASE	2	THD	N/A	
	V1014	RWW	SWING CHECK	12	FLG	N/A	
	V1015	RWW	PLUG	12	MJ	Nut	Buried service; operator in valve box
	V1021	RWW	BALL	1/4	THD	Lever	
	V1022	RWW	BALL	2	THD	Lever	
	V1023	RWW	AIR RELEASE	2	THD	N/A	
	V1024	RWW	SWING CHECK	12	FLG	N/A	
	V1025	RWW	PLUG	12	MJ	Nut	Buried service; operator in valve box
	V1031	RWW	BALL	1/4	THD	Lever	
	V1032	RWW	BALL	2	THD	Lever	
	V1033	RWW	AIR RELEASE	2	THD	N/A	
	V1034	RWW	SWING CHECK	12	FLG	N/A	
	V1035	RWW	PLUG	12	MJ	Nut	Buried service; operator in valve box
	V1041	RWW	PLUG	10	MJ	Nut	Buried service; operator in valve box
	V1042	RWW	PLUG	10	MJ	Nut	Buried service; operator in valve box
	V1043	BYPASS	PLUG	10	MJ	Nut	Buried service; operator in valve box
	V1045	RWW	PLUG	12	MJ	Nut	Buried service; operator in valve box
	V1055	RWW	PLUG	12	MJ	Nut	Buried service; operator in valve box
	V1010	RWW	PLUG	16	MJ	Nut	Buried service; operator in valve box
	V1020	RWW	PLUG	16	MJ	Nut	Buried service; operator in valve box
	V1110	RWW	PLUG	20	FLG	Handwheel	
	V1111	RUW	SOLENOID	1	THD	Electric Actuated	Furnished by Equipment Manufacturer
	V1112	RUW	BALL	1/4	THD	Lever	Furnished by Equipment Manufacturer
	V1113	RUW	PRESSURE REGULATING	1	THD	N/A	Furnished by Equipment Manufacturer
	V1114	RUW	BALL	1	THD	Lever	Furnished by Equipment Manufacturer
	V1115	RUW	SOLENOID	3/4	THD	Electric Actuated	Furnished by Equipment Manufacturer
	V1116	RUW	BALL	1/4	THD	Lever	Furnished by Equipment Manufacturer
	V1117	RUW	PRESSURE REGULATING	3/4	THD	N/A	Furnished by Equipment Manufacturer
	V1118	RUW	BALL	3/4	THD	Lever	Furnished by Equipment Manufacturer
	V1120	RWW	PLUG	20	FLG	Handwheel	
	V1121	RUW	SOLENOID	1	THD	Electric Actuated	Furnished by Equipment Manufacturer
	V1122	RUW	BALL	1/4	THD	Lever	Furnished by Equipment Manufacturer
	V1123	RUW	PRESSURE REGULATING	1	THD	N/A	Furnished by Equipment Manufacturer
	V1124	RUW	BALL	1	THD	Lever	Furnished by Equipment Manufacturer
	V1130	NaOH	BALL	1/2	THD	Lever	Furnished by Equipment Manufacturer
	V1131	NaOH	BALL	1/2	THD	Lever	Furnished by Equipment Manufacturer
	V1212	GR	BALL	1/4	THD	Lever	Furnished by Equipment Manufacturer
	V1213	GR	PINCH	4	FLG	Air Actuated	Furnished by Equipment Manufacturer
	V1214	VAC	SOLENOID	1/2	THD	Electric Actuated	Furnished by Equipment Manufacturer
	V1215	RUW	SOLENOID	1-1/2	THD	Electric Actuated	Furnished by Equipment Manufacturer
	V1216	RUW	BALL	1/4	THD	Lever	
	V1217	RUW	PRESSURE REGULATING	1-1/2	THD	N/A	
	V1218	RUW	BALL	1-1/2	THD	Lever	Furnished by Equipment Manufacturer
	V1219	D	BALL	2	THD	Lever	Furnished by Equipment Manufacturer
2000	V2101	RWW	PLUG	240	MJ	Nut	
	V2102	BYPASS	PLUG	240	MJ	Nut	
	V2103	RWW	PLUG	24	MJ	Nut	
	V2104	RWW	PLUG	16	MJ	Nut	
	V2201	RWW	PLUG	160	MJ	Nut	Buried service; operator in valve box
	V2202	RWW	PLUG	12	FLG	Motorized	
	V2203	RWW	PLUG	16	MJ	Nut	Buried service; operator in valve box
	V2204	BYPASS	PLUG	16	MJ	Nut	Buried service; operator in valve box
3000	V3111	RAS	PLUG	12	MJ	Nut	Buried service; operator in valve box
	V3112	RAS	PLUG	12	MJ	Nut	Buried service; operator in valve box
	V3113	RWW	PLUG	16	MJ	Nut, Electric Actuated	Buried service; operator in valve box
	V3114	RWW	PLUG	16	MJ	Nut, Electric Actuated	Buried service; operator in valve box
	V3115	RWW	PLUG	16	MJ	Nut, Electric Actuated	Buried service; operator in valve box
	V3116	NaOH	BALL	1/2	THD	Lever	Furnished by Equipment Manufacturer
	V3117	NaOH	BALL	1/2	THD	Lever	Furnished by Equipment Manufacturer
	V3118	NaOH	BALL	1/2	THD	Lever	Furnished by Equipment Manufacturer
	V3119	D	PLUG	6	MJ	Nut	Buried service; operator in valve box
	V3120	D	PLUG	6	MJ	Nut	Buried service; operator in valve box

	TAG	SERVICE	TYPE	SIZE	CONNECTION	OPERATOR	NOTES
4000	V4010	PACL	BALL	1/2	THD	Lever	Furnished by Equipment Manufacturer
	V4011	D	PLUG	60	MJ	Nut	Buried service; operator in valve box
	V4012	SE	PLUG	240	MJ	Nut	Buried service; operator in valve box
	V4021	D	PLUG	60	MJ	Nut	Buried service; operator in valve box
	V4311	RAS	BALL	1/4	THD	Lever	
	V4312	RAS	BALL	2	THD	Lever	
	V4313	RAS	AIR RELEASE	2	THD	N/A	
	V4314	RAS	SWING CHECK	8	FLG	N/A	
	V4315	RAS	PLUG	8	FLG	Handwheel	
	V4321	RAS	BALL	1/4	THD	Lever	
	V4322	RAS	BALL	2	THD	Lever	
	V4323	RAS	AIR RELEASE	2	THD	N/A	
	V4324	RAS	SWING CHECK	8	FLG	N/A	
	V4325	RAS	PLUG	8	FLG	Handwheel	
	V4331	WAS	BALL	1/4	THD	Lever	
	V4332	WAS	BALL	2	THD	Lever	
	V4333	WAS	AIR RELEASE	2	THD	N/A	
	V4334	WAS	SWING CHECK	6	FLG	N/A	
	V4335	WAS	PLUG	6	FLG	Handwheel	
	V4341	WAS	BALL	1/4	THD	Lever	
	V4342	WAS	BALL	2	THD	Lever	
	V4343	WAS	AIR RELEASE	2	THD	N/A	
	V4344	WAS	SWING CHECK	6	FLG	N/A	
	V4345	WAS	PLUG	6	FLG	Handwheel	
5000	V5100	PACL	BALL	1/2	THD	Lever	Furnished by Equipment Manufacturer
	V5101	SE	BUTTERFLY	18	FLG	Handwheel	
	V5102	REC	BALL	3	THD	Lever	Furnished by Equipment Manufacturer
	V5103	D	BALL	2	THD	Electric Actuated	Furnished by Equipment Manufacturer
	V5104	BWW	BALL	2	THD	Electric Actuated	Furnished by Equipment Manufacturer
	V5105	BWW	BALL	2	THD	Electric Actuated	Furnished by Equipment Manufacturer
	V5106	BWW	BALL	2	THD	Electric Actuated	Furnished by Equipment Manufacturer
	V5107	BWW	BALL	2	THD	Electric Actuated	Furnished by Equipment Manufacturer
	V5108	BWW	BALL	2	THD	Electric Actuated	Furnished by Equipment Manufacturer
	V5109	D	BALL	3	THD	Lever	
	V5111	BWW	BALL	1/4	THD	Lever	Furnished by Equipment Manufacturer
	V5112	BWW	BALL	1/4	THD	Lever	Furnished by Equipment Manufacturer
	V5113	BWW	GATE	3	THD	Lever	Furnished by Equipment Manufacturer
	V5121	BWW	BALL	1/4	THD	Lever	Furnished by Equipment Manufacturer
	V5122	BWW	BALL	1/4	THD	Lever	Furnished by Equipment Manufacturer
	V5123	BWW	GATE	3	THD	Lever	Furnished by Equipment Manufacturer
	V5201	SE	BUTTERFLY	18	FLG	Handwheel	
	V5202	REC	BALL	3	THD	Lever	Furnished by Equipment Manufacturer
	V5203	D	BALL	2	THD	Electric Actuated	Furnished by Equipment Manufacturer
	V5204	BWW	BALL	2	THD	Electric Actuated	Furnished by Equipment Manufacturer
	V5205	BWW	BALL	2	THD	Electric Actuated	Furnished by Equipment Manufacturer
	V5206	BWW	BALL	2	THD	Electric Actuated	Furnished by Equipment Manufacturer
	V5207	BWW	BALL	2	THD	Electric Actuated	Furnished by Equipment Manufacturer
	V5208	BWW	BALL	2	THD	Electric Actuated	Furnished by Equipment Manufacturer
	V5209	D	BALL	3	THD	Lever	
	V5211	BWW	BALL	1/4	THD	Lever	Furnished by Equipment Manufacturer
	V5212	BWW	BALL	1/4	THD	Lever	Furnished by Equipment Manufacturer
	V5213	BWW	GATE	3	THD	Lever	Furnished by Equipment Manufacturer
	V5221	BWW	BALL	1/4	THD	Lever	Furnished by Equipment Manufacturer
	V5222	BWW	BALL	1/4	THD	Lever	Furnished by Equipment Manufacturer
	V5223	BWW	GATE	3	THD	Lever	Furnished by Equipment Manufacturer

GMC
6120 Powers Ferry Road NW, Suite 200
Atlanta, GA 30339
T 770.952.2481

STATE OF GEORGIA NOT FOR CONSTRUCTION CERTIFICATE OF AUTHORIZATION GOODWYN MILLS CAWOOD, LLC No. PEC007186 Exp.06.30.2026

1" 0" 5" 1"

ISSUE	DATE
30% Submittal	05.30.2024
60% Submittal	08.29.2024
90% Submittal	11.27.2024
Bid Set	03.19.2025

Project Manager:	CW
Engineer:	GS
Designer:	GS
Drawn By:	

COMMERCE 2.0 MGD
GROVE CREEK WPCP
COMMERCE, GA

CATL230033

GEORGIA REGISTERED No. PE051452 PROFESSIONAL ENGINEER GRAHAM S. SIZEMORE 03.19.2025

VALVE SCHEDULE

D-921

DRAWING FILE: T:\1 Projects\GA\Commerce\CATL230033 - Commerce 2.0 MGD Grove Creek WPCP\0 DWG\1 PLANS\02 SHEETS\04 PROCESS\D-921 VALVE SCHEDULE.dwg
PLOTTED: Mar 19, 2025 - 2:05pm

This drawing is and shall remain the property of Goodwyn, Mills and Cawood, Inc. (GMC) and Goodwyn Mills Cawood LLC (GMC). Unauthorized use of any kind including use on other projects is prohibited. In the event that a conflict arises between the sealed drawings and the electronic files, the sealed drawings will govern.

	TAG	SERVICE	TYPE	SIZE	CONNECTION	OPERATOR	NOTES
6000	**V6010**	FE	PLUG	16	FLG	Handwheel	
	V6011	FNE	PLUG	16	FLG	Handwheel	
	V6020	FE	PLUG	16	FLG	Handwheel	
	V6021	FNE	PLUG	16	FLG	Handwheel	
	V6101	RUW	BALL	1/2	THD	Lever	
	V6102	RUW	BALL	1/2	THD	Lever	
	V6103	RUW	CHECK	4	WFR	DISK	Furnished by Equipment Manufacturer
	V6104	RUW	CHECK	4	WFR	DISK	Furnished by Equipment Manufacturer
	V6105	RUW	BUTTERFLY	4	FLG	Electric Actuated	Furnished by Equipment Manufacturer
	V6106	RUW	BUTTERFLY	4	FLG	Electric Actuated	Furnished by Equipment Manufacturer
	V6107	RUW	BALL	1	THD	Lever	Furnished by Equipment Manufacturer
	V6108	RUW	AIR RELEASE	1	THD	N/A	Furnished by Equipment Manufacturer
	V6109	RUW	BALL	1	THD	Lever	Furnished by Equipment Manufacturer
	V6110	RUW	AIR RELEASE	1	THD	N/A	Furnished by Equipment Manufacturer
	V6111	RUW	BALL	1	THD	Lever	Furnished by Equipment Manufacturer
	V6112	RUW	BALL	1	THD	Lever	Furnished by Equipment Manufacturer
	V6113	RUW	BALL	1/2	THD	Lever	Furnished by Equipment Manufacturer
	V6114	RUW	PRESSURE RELIEF	1-1/4	THD	N/A	Furnished by Equipment Manufacturer
	V6115	RUW	BUTTERFLY	4	FLG	Lever	Furnished by Equipment Manufacturer
7000	**V7011**	WAS	PLUG	6	FLG	Handwheel	
	V7012	AIR	BUTTERFLY	10	WFR	Lever	
	V7013	D	PLUG	8	MJ	2" NUT	Provided Valve Box
	V7014	DS	PLUG	8	MJ	2" NUT	Provided Valve Box
	V7021	WAS	PLUG	6	FLG	Handwheel	
	V7022	AIR	BUTTERFLY	10	WFR	Lever	
	V7023	D	PLUG	8	MJ	2" NUT	Provided Valve Box
	V7024	DS	PLUG	8	MJ	2" NUT	Provided Valve Box
	V7030	NaOH	BALL	1/2	THD	Lever	Furnished by Equipment Manufacturer
	V7031	PACL	BALL	1/2	THD	Lever	Furnished by Equipment Manufacturer
	V7040	NaOH	BALL	1/2	THD	Lever	Furnished by Equipment Manufacturer
	V7041	PACL	BALL	1/2	THD	Lever	Furnished by Equipment Manufacturer
	V7111	AIR	CHECK	10	FLG	N/A	
	V7112	AIR	BUTTERFLY	10	WFR	Handwheel	
	V7121	AIR	CHECK	10	FLG	N/A	
	V7122	AIR	BUTTERFLY	10	WFR	Handwheel	
	V7132	AIR	BUTTERFLY	10	WFR	Handwheel	
	V7141	AIR	BUTTERFLY	12	WFR	Handwheel	
	V7142	AIR	BUTTERFLY	12	WFR	Handwheel	
	V7210	DS	PLUG	80	FLG	Handwheel	
	V7211	DS	PLUG	80	FLG	Handwheel	
	V7212	DS	PLUG	60	FLG	Handwheel	
	V7213	DS	SAFETY RELIEF	20	THD	N/A	
	V7214	DS	BALL	1-1/2	THD	Lever	
	V7240	POL	CHECK	1000	THD	N/A	
	V7241	POL	BALL	10	THD	Lever	

	TAG	SERVICE	TYPE	SIZE	CONNECTION	OPERATOR	NOTES
8000	**V8011**	PD	BALL	10	THD	Lever	
	V8012	PD	AIR RELEASE	10	THD	N/A	
	V8013	PD	BALL	1/4	THD	Lever	
	V8014	PD	CHECK	80	FLG	N/A	
	V8015	PD	PLUG	80	FLG	Handwheel	
	V8021	PD	BALL	10	THD	Lever	
	V8022	PD	AIR RELEASE	10	THD	N/A	
	V8023	PD	BALL	1/4	THD	Lever	
	V8024	PD	CHECK	80	FLG	N/A	
	V8025	PD	PLUG	80	FLG	Handwheel	
	V8030	PD	PLUG	80	MJ	Nut	Buried service; operator in valve box
	V8101	NAOH	BALL	20	THD	Lever	
	V8102	NAOH	BALL	20	THD	Lever	
	V8103	D	BALL	20	THD	Lever	
	V8110	NAOH	BALL	2	THD	Lever	Furnished by Equipment Manufacturer
	V8111	V	BALL	1	THD	Lever	Furnished by Equipment Manufacturer
	V8112	V	BALL	1	THD	Lever	Furnished by Equipment Manufacturer
	V8113	NAOH	BALL	1/2	THD	Lever	Furnished by Equipment Manufacturer
	V8114	V	SAFETY RELIEF	1/2	THD	N/A	Furnished by Equipment Manufacturer
	V8115	NAOH	BALL	1/2	THD	Lever	Furnished by Equipment Manufacturer
	V8116	NAOH	BALL	1/2	THD	Lever	Furnished by Equipment Manufacturer
	V8123	NAOH	BALL	1/2	THD	Lever	Furnished by Equipment Manufacturer
	V8124	V	SAFETY RELIEF	1/2	THD	N/A	Furnished by Equipment Manufacturer
	V8125	NAOH	BALL	1/2	THD	Lever	Furnished by Equipment Manufacturer
	V8126	NAOH	BALL	1/2	THD	Lever	Furnished by Equipment Manufacturer
	V8200	PACL	BALL	20	THD	Lever	
	V8201	PACL	BALL	20	THD	Lever	
	V8202	D	BALL	20	THD	Lever	
	V8210	PACL	BALL	2	THD	Lever	Furnished by Equipment Manufacturer
	V8211	V	BALL	1	THD	Lever	Furnished by Equipment Manufacturer
	V8212	V	BALL	1	THD	Lever	Furnished by Equipment Manufacturer
	V8213	PACL	BALL	1/2	THD	Lever	Furnished by Equipment Manufacturer
	V8214	V	SAFETY RELIEF	1/2	THD	N/A	Furnished by Equipment Manufacturer
	V8215	PACL	BALL	1/2	THD	Lever	Furnished by Equipment Manufacturer
	V8216	PACL	BALL	1/2	THD	Lever	Furnished by Equipment Manufacturer
	V8223	PACL	BALL	1/2	THD	Lever	Furnished by Equipment Manufacturer
	V8224	V	SAFETY RELIEF	1/2	THD	N/A	Furnished by Equipment Manufacturer
	V8225	PACL	BALL	1/2	THD	Lever	Furnished by Equipment Manufacturer
	V8226	PACL	BALL	1/2	THD	Lever	Furnished by Equipment Manufacturer
	V8301	POL	BALL	1	THD	Lever	
	V8310	D	BALL	1	THD	Lever	
	V8311	POL	BALL	1	THD	Lever	
	V8312	W	BALL	1	THD	Lever	

GMC
6120 Powers Ferry Road NW, Suite 200
Atlanta, GA 30339
T 770.952.2481

STATE OF GEORGIA CERTIFICATE OF AUTHORIZATION GOODWYN MILLS CAWOOD, LLC No.PEF007898 Exp.06.30.2026

ISSUE	DATE
30% Submittal	05.30.2024
60% Submittal	08.29.2024
90% Submittal	11.27.2024
Bid Set	03.19.2025
Project Manager:	CW
Engineer:	GS
Designer:	GS
Drawn By:	

COMMERCE 2.0 MGD
GROVE CREEK WPCP
COMMERCE, GA

CATL230033

GEORGIA REGISTERED No. PE051452 PROFESSIONAL ENGINEER GRAHAM S. SIZEMORE 03.19.2025

VALVE SCHEDULE

D-922

DRAWING FILE: T:\1 Projects\GA\Commerce\CATL230033 - Commerce 2.0 MGD Grove Creek WPCP\0 DWG\1 PLANS\02 SHEETS\04 PROCESS\D-921 VALVE SCHEDULE.dwg
PLOTTED: Mar 19, 2025 - 2:05pm

This drawing is and shall remain the property of Goodwyn, Mills and Cawood, Inc. (GMC) and Goodwyn Mills Cawood LLC (GMC). Unauthorized use of any kind including use on other projects is prohibited. In the event that a conflict arises between the sealed drawings and the electronic files, the sealed drawings will govern.